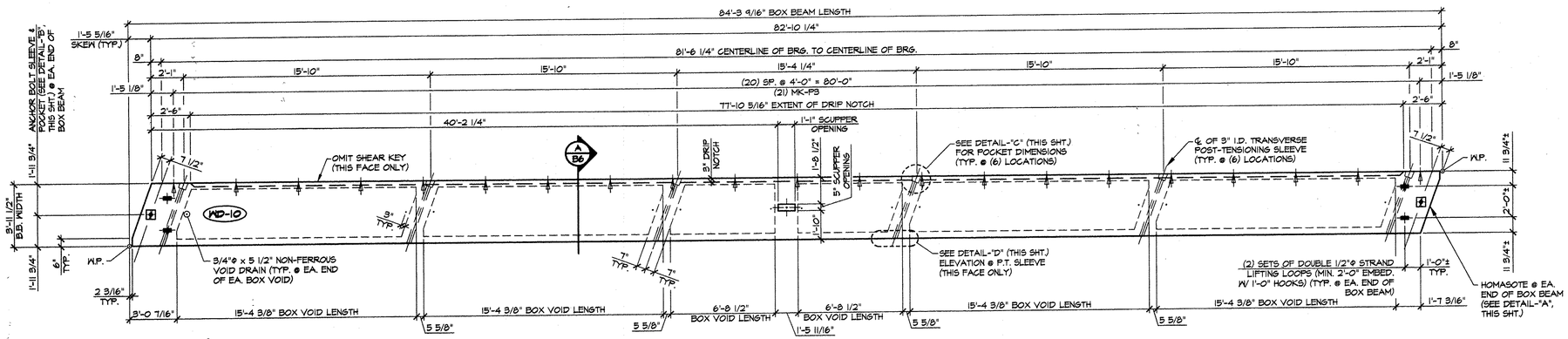

1 / B6 DIMENSIONAL PLAN VIEW IN FORM

1/4" = 1'-0"

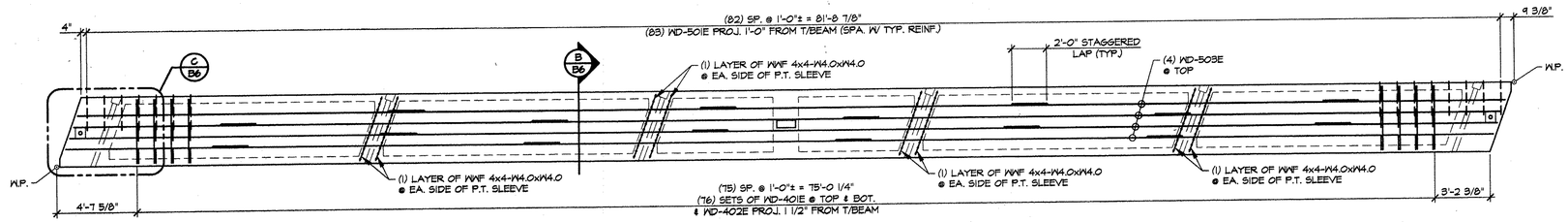

2 / B6 REINFORCING PLAN VIEW IN FORM

1/4" = 1'-0"

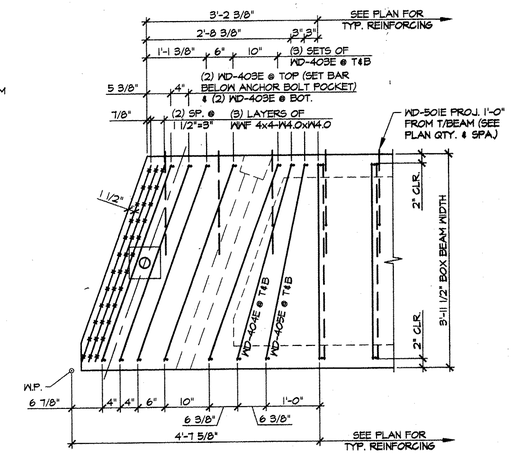

C / B6 END BLOCK REINFORCING PLAN

3/4" = 1'-0"

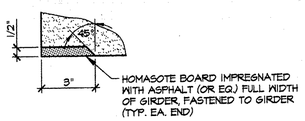

DETAIL - "A"

3" = 1'-0"

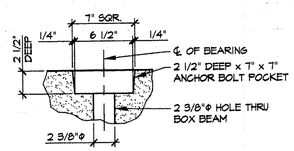

DETAIL - "B"

1 1/2" = 1'-0"

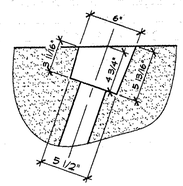

DETAIL - "C"

1 1/2" = 1'-0"

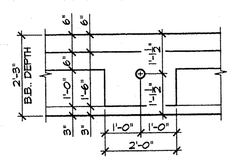

DETAIL - "D"

1/2" = 1'-0"

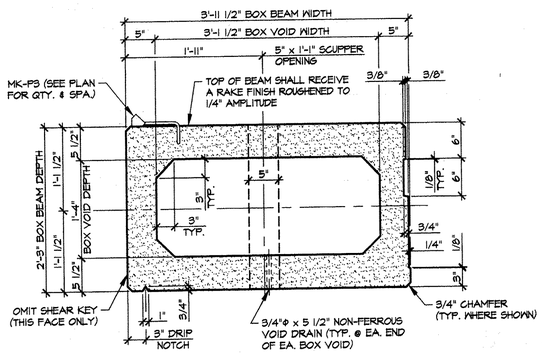

A / B6 DIMENSIONAL SECTION

1" = 1'-0"

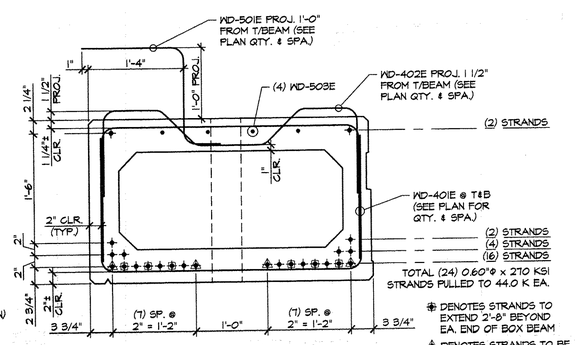

⊕ DENOTES STRANDS TO EXTEND 2'-8" BEYOND EA. END OF BOX BEAM

⊕ DENOTES STRANDS TO BE DEBONDED 6'-0" FROM EA. END OF BOX BEAM

B / B6 REINFORCING SECTION

1" = 1'-0"

DETENSIONING SCHEDULE

N.T.S.

MARK: WD-10	QTY.: 1	WT.: 25.62 T	VOL.: 16.50 cy

MATERIAL LIST / BEAM

ITEM	MARK	DESCRIPTION	QTY.
1	401E	#4 BENT BAR (EPOXY COATED)	152
2	402E	#4 BENT BAR (EPOXY COATED)	76
3	403E	#4 BENT BAR (EPOXY COATED)	20
4	404E	#4 BENT BAR (EPOXY COATED)	4
5	405E	#4 BENT BAR (EPOXY COATED)	4
6			
7	501E	#5 BENT BAR (EPOXY COATED)	83
8			
9	503E	#5 x 82'-6" (E.C. W/ (4) 2'-0" STAGGERED LAPS)	4
10		WWF 4x4-W4.0xW4.0 [1'-11 1/2" x 3'-10"]	14
11			
12			
13			
14	MK-P3	DAYTON C-24 TYPE 4-APR PRESS-STEEL PRECAST HALF HANGER (GALV.)	21
15		3'-1 1/2" x 1'-4" x 6'-8 1/2" BOX VOID	2
16		3'-1 1/2" x 1'-4" x 15'-4 3/8" BOX VOID	4
17		3/4"Φ x 5 1/2" NON-FERROUS VOID DRAIN	12
18		DOUBLE 1/2"Φ STRAND LIFTING LOOPS	4
19			

△1 2-13-07 REVISE BOX VOIDS & STRAND PATTERN

APPROVAL STAMP:

J.P. CARRARA & SONS INC.
Precast & Prestress Manufacturer
2464 CASE STR., MIDDLEBURY, VERMONT 05753 Phone:(802)388-6361 Fax:(802)388-9010

T. BUCK CONSTRUCTION, INC.
CONTRACTOR
AUBURN, MAINE

STATE OF VERMONT A.O.T.
COUNTY OF WINDSOR

DATE: JAN. 9, 2007
SCALE: NOTED

TOWN OF WOODSTOCK
US ROUTE 4 OVER OTTAUQUECHEE RIVER
BRIDGE NO. 50 PROJECT NO. BHF 020-2(32)

CHKD: D.F. DFTM: B.L.
JOB NO: 23249-06

P/S BOX BEAM DETAILS

DWG. NO: B6

F:\VT-Bridges\23249-06 Woodstock\B6.dwg, 2/19/2007 2:20:26 PM