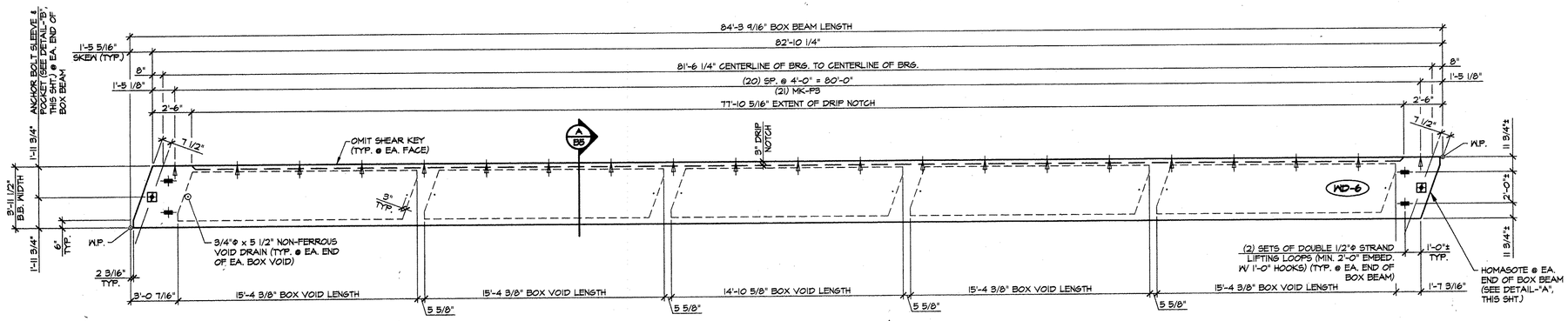

1 / B5 DIMENSIONAL PLAN VIEW IN FORM

1/4" = 1'-0"

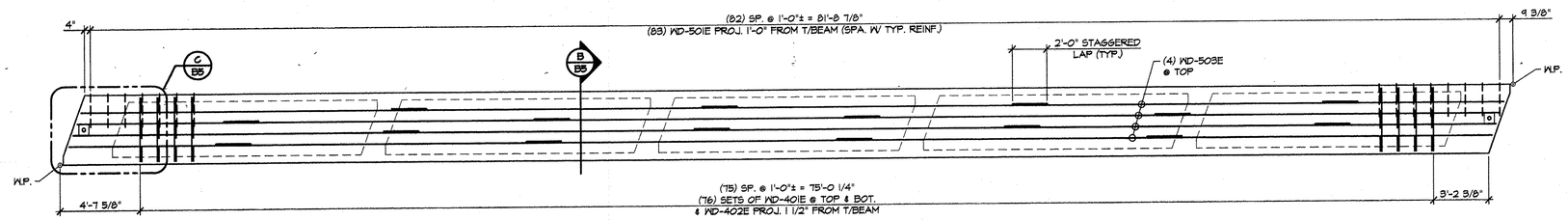

2 / B5 REINFORCING PLAN VIEW IN FORM

1/4" = 1'-0"

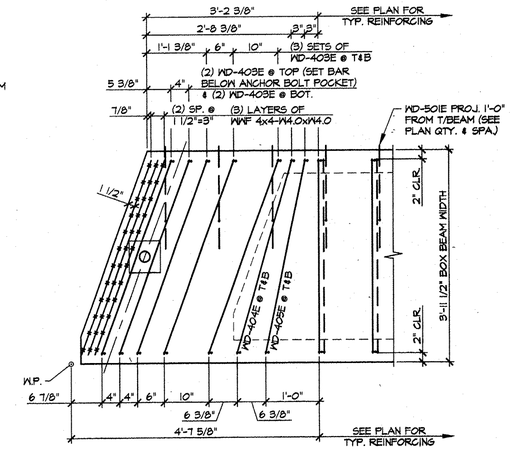

C / B5 END BLOCK REINFORCING PLAN

3/4" = 1'-0"

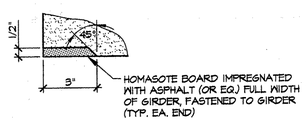

DETAIL - "A"

3" = 1'-0"

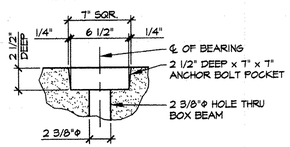

DETAIL - "B"

1 1/2" = 1'-0"

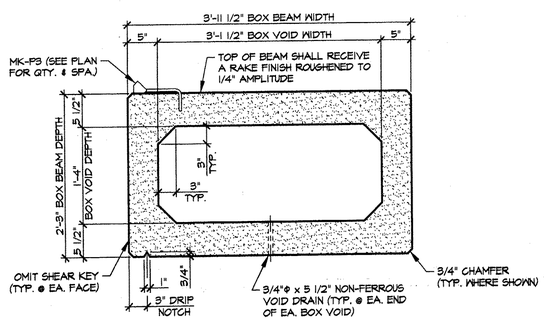

A / B5 DIMENSIONAL SECTION

1" = 1'-0"

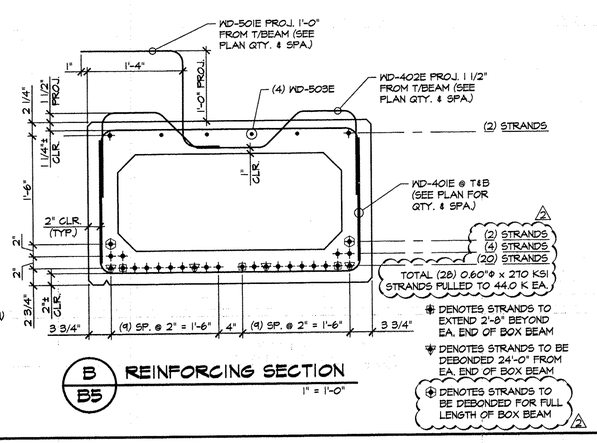

B / B5 REINFORCING SECTION

1" = 1'-0"



DETENSIONING SCHEDULE

N.T.S.

2 3-9-07 REVISE STRAND PATTERN

1 2-13-07 REVISE BOX VOIDS

MARK: WD-6	QTY.: 1	WT.: 25.76 T	VOL.: 16.59 cy

MATERIAL LIST / BEAM

ITEM	MARK	DESCRIPTION	QTY.
1	401E	#4 BENT BAR (EPOXY COATED)	152
2	402E	#4 BENT BAR (EPOXY COATED)	76
3	403E	#4 BENT BAR (EPOXY COATED)	20
4	404E	#4 BENT BAR (EPOXY COATED)	4
5	405E	#4 BENT BAR (EPOXY COATED)	4
6			
7	501E	#5 BENT BAR (EPOXY COATED)	83
8			
9	503E	#5 x 82'-6" (E.C. W/ (4) 2'-0" STAGGERED LAPS)	4
10		WWF 4x4-W4.0xW4.0 [1'-11 1/2" x 3'-10"]	6
11			
12			
13			
14	MK-P3	DAYTON C-24 TYPE 4-APR PRESS-STEEL PRECAST HALF HANGER (GALV.)	21
15		3'-1 1/2" x 1'-4" x 14'-10 5/8" BOX VOID	1
16		3'-1 1/2" x 1'-4" x 15'-4 3/8" BOX VOID	4
17		3/4"Φ x 5 1/2" NON-FERROUS VOID DRAIN	10
18		DOUBLE 1/2"Φ STRAND LIFTING LOOPS	4
19			

APPROVAL STAMP:

J.P. CARRARA & SONS INC.
Precast & Prestress Manufacturer
2464 CASE STR., MIDDLEBURY, VERMONT 05753 Phone:(802)388-6361 Fax:(802)388-9010

T. BUCK CONSTRUCTION, INC.
CONTRACTOR
AUBURN, MAINE

STATE OF VERMONT A.O.T.
COUNTY OF WINDSOR

DATE: JAN. 9, 2007
SCALE: NOTED

TOWN OF WOODSTOCK
US ROUTE 4 OVER OTTAUQUECHEE RIVER
BRIDGE NO. 50 PROJECT NO. BHF 020-2(52)

CHKD: D.F. DFTM: B.L.
JOB NO: 23249-06

P/S BOX BEAM DETAILS

DWG. NO: B5

F:\VT-Bridges\23249-06 Woodstock\B5.dwg, 3/9/2007 4:28:05 PM