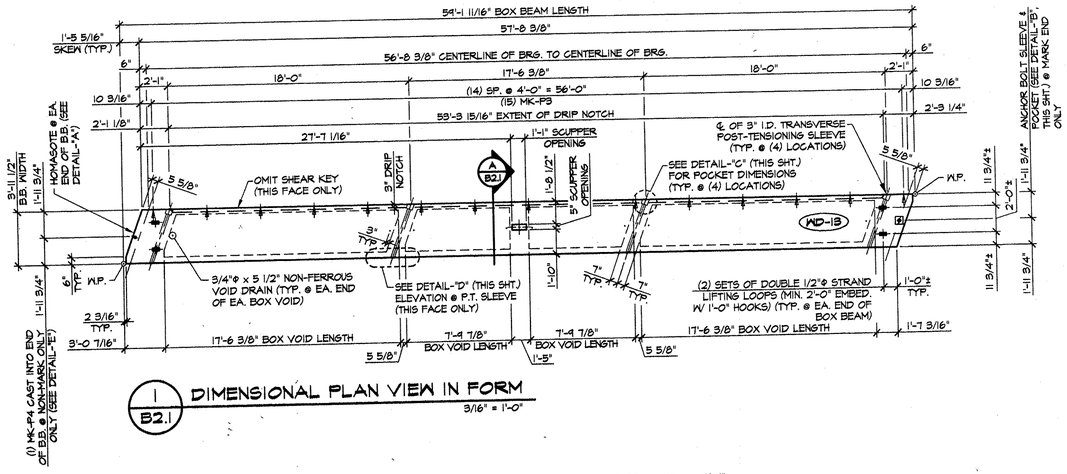

1 / B2.1 DIMENSIONAL PLAN VIEW IN FORM
3/16" = 1'-0"

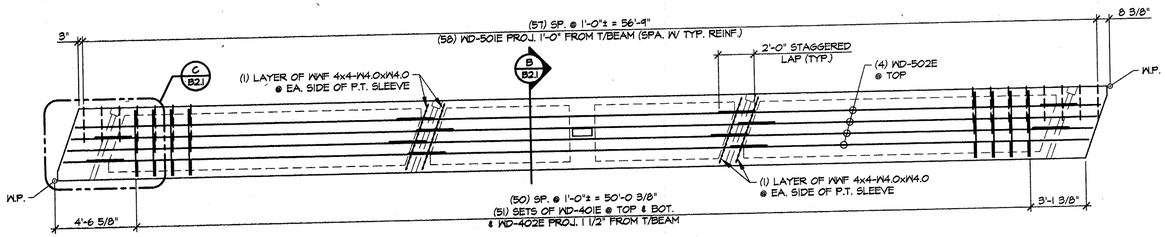

3 / B2.1 REINFORCING PLAN VIEW IN FORM
1/4" = 1'-0"

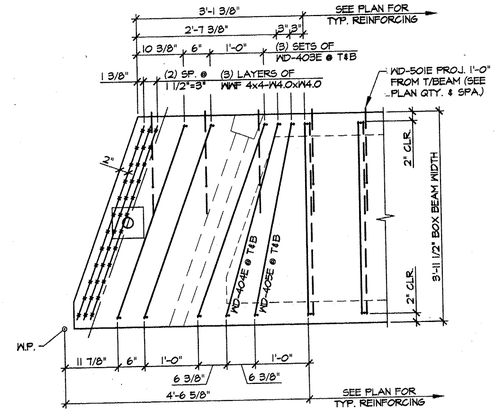

C / B2.1 END BLOCK REINFORCING PLAN
3/4" = 1'-0"

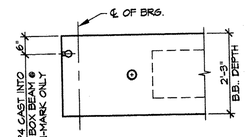

DETAIL - "E"
1/2" = 1'-0"

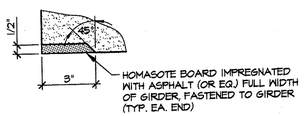

DETAIL - "A"
3" = 1'-0"

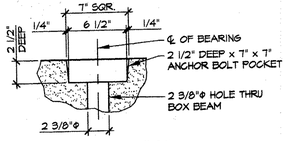

DETAIL - "B"
1 1/2" = 1'-0"

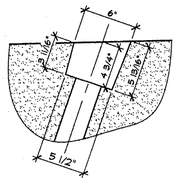

DETAIL - "C"
1 1/2" = 1'-0"

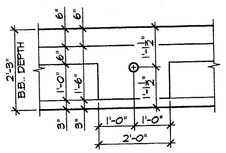

DETAIL - "D"
1/2" = 1'-0"

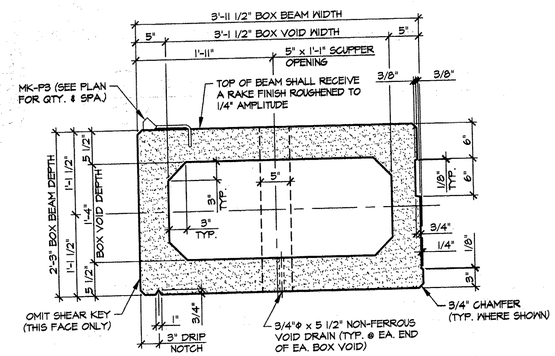

A / B2.1 DIMENSIONAL SECTION
1" = 1'-0"

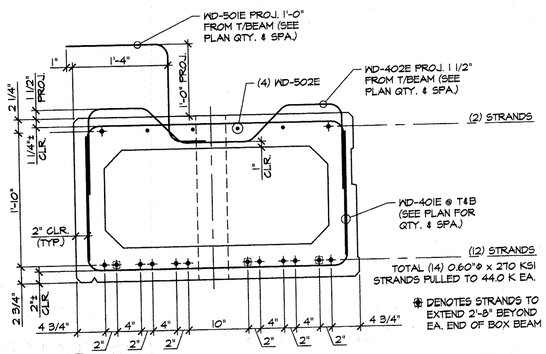

B / B2.1 REINFORCING SECTION
1" = 1'-0"

DETENSIONING SCHEDULE
N.T.S.

MARK: WD-13	QTY.: 1	WT.: 17.84 T	VOL.: 11.49 cy
MARK:	QTY.:	WT.:	VOL.:

MATERIAL LIST / BEAM

ITEM	MARK	DESCRIPTION	QTY./BEAM WD-13	
1	401E	#4 BENT BAR (EPOXY COATED)	102	
2	402E	#4 BENT BAR (EPOXY COATED)	51	
3	403E	#4 BENT BAR (EPOXY COATED)	12	
4	404E	#4 BENT BAR (EPOXY COATED)	4	
5	405E	#4 BENT BAR (EPOXY COATED)	4	
6				
7	501E	#5 BENT BAR (EPOXY COATED)	58	
8	502E	#5 x 57'-4" (E.G. W (3) 2'-0" STAGGERED LAPS)	4	
9				
10		WWF 4x4-W4.0xW4.0 [1'-11 1/2" x 3'-10"]	10	
11				
12				
13	MK-P4	DAYTON 1/2"φ F-42 LOOP FERRULE INSERT (GALV.)	1	
14	MK-P3	DAYTON C-24 TYPE 4-APR PRESS-STEEL PRECAST HALF HANGER (GALV.)	15	
15		3'-1 1/2" x 1'-4" x 7'-9 7/8" BOX VOID	2	
16		3'-1 1/2" x 1'-4" x 17'-6 3/8" BOX VOID	2	
17		3/4"φ x 5 1/2" NON-FERROUS VOID DRAIN	8	
18		DOUBLE 1/2"φ STRAND LIFTING LOOPS	4	
19				

3 3-20-07 REVISE TO ORIGINAL STRAND PATTERN
2 3-9-07 REVISE STRAND PATTERN
1 2-13-07 REVISE BOX VOIDS

APPROVAL STAMP:

J.P. CARRARA & SONS INC.
Precast & Prestress Manufacturer
2464 CASE STR., MIDDLEBURY, VERMONT 05753 Phone:(802)388-6361 Fax:(802)388-9010

T. BUCK CONSTRUCTION, INC.
CONTRACTOR
AUBURN, MAINE

STATE OF VERMONT A.O.T.
COUNTY OF WINDSOR

DATE: JAN. 9, 2007
SCALE: NOTED

TOWN OF WOODSTOCK
US ROUTE 4 OVER OTTAUQUECHEE RIVER
BRIDGE NO. 50 PROJECT NO. BHF 020-2(32)

CHKD: D.F. DFTM: B.L.
JOB NO: 23249-06

P/S BOX BEAM DETAILS

DWG. NO: B2.1

F:\VT-Bridges\23249-06 Woodstock\B2_1.dwg, 3/20/2007 4:16:06 PM