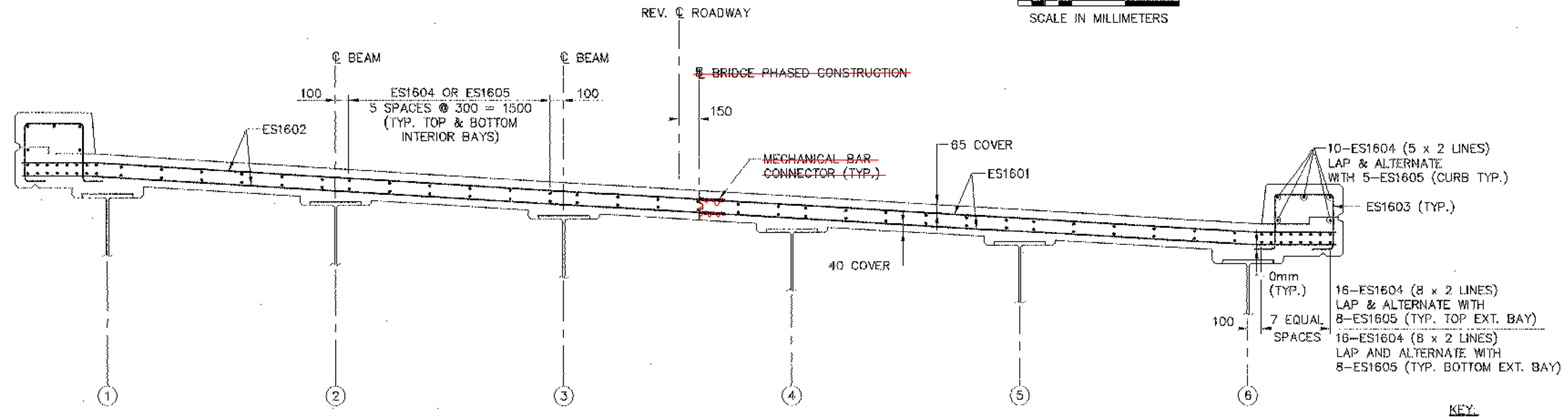
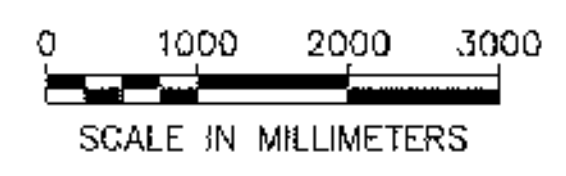
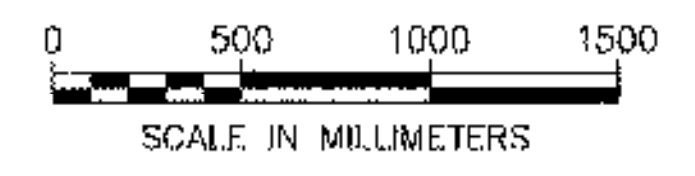


PLAN
SCALE: 1:50



SECTION A-A
SCALE: 1:20



- NOTES:
- SEE SHEET 32 FOR REINFORCING STEEL DETAIL AT BRIDGE RAIL POSTS.
 - USE CUTOFFS FROM THIS END FOR THE OTHER END OF BRIDGE.

STATE OF VERMONT AGENCY OF TRANSPORTATION			
Town Of	FAYSTON	Bridge No.	36
Highway No.	VT 17	Log Sta.	
		Surv. Sta.	
VT 17 OVER MILL BROOK			
DECK REINFORCEMENT			
Designed By	M.A. COLGAN	Drawn By	B.J. MASSE
Checked By	Date	Bridge Design Supervisor	
	S.M. SAREAULT 1/06	M.A. COLGAN	Date 1/06
PROJECT	FAYSTON	PROJECT NO.	BHF 0200(9)
I.G.C. Info.		Sheet	21 of 70
Bridge Sheet No.	50543DCK		