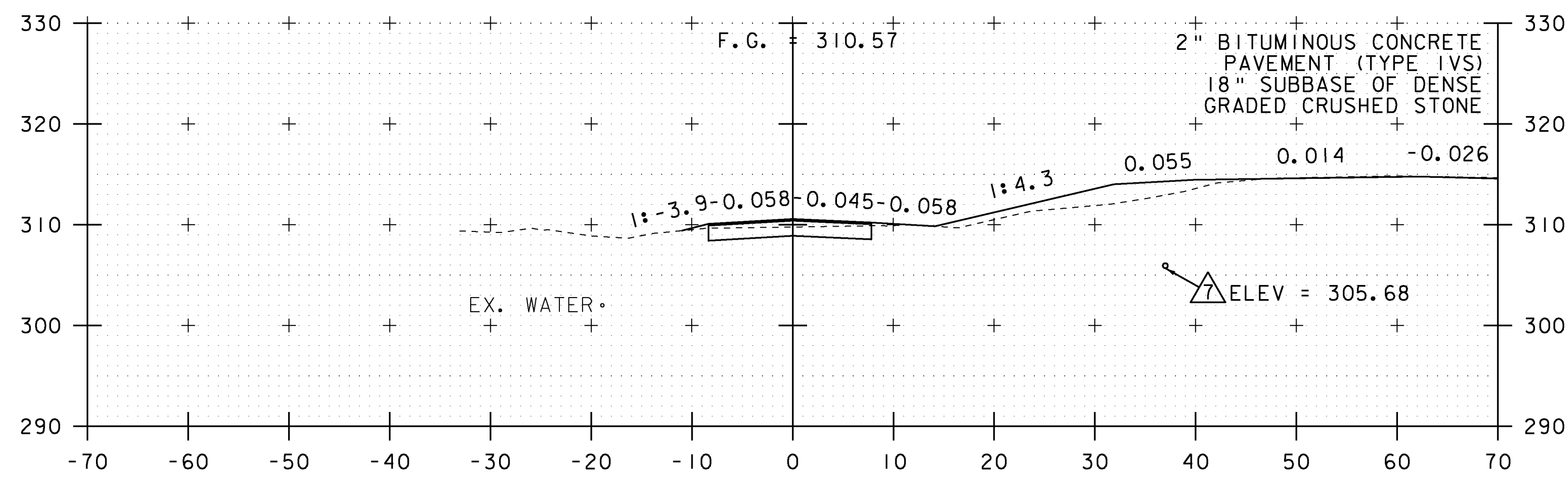
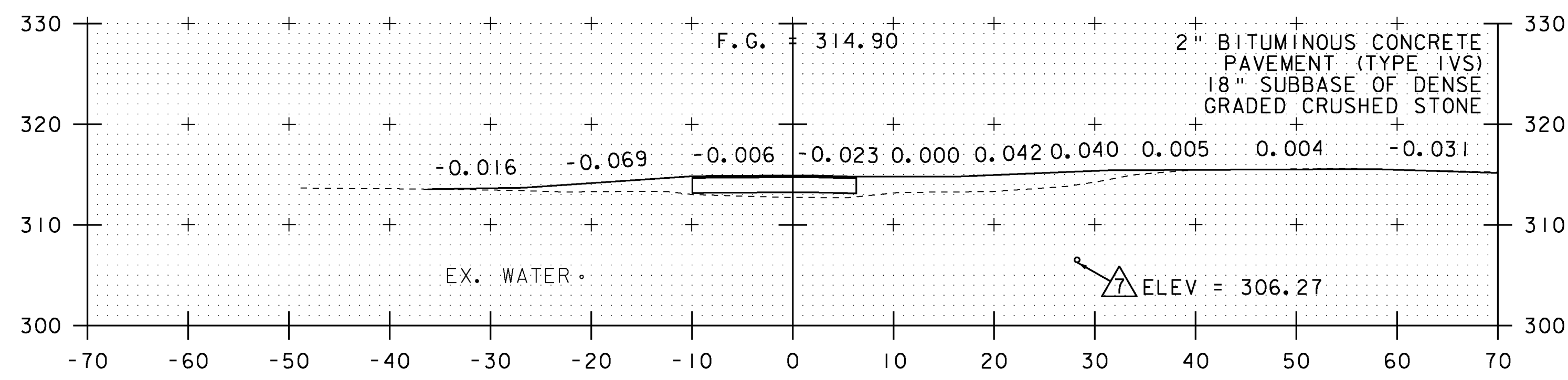


201+25.72
END APPROACH
ROADWAY CONSTRUCTION

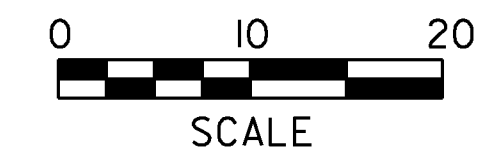


201+00



200+50

EXISTING & PROPOSED WATERLINES
ARE FOR REFERENCE ONLY. PLEASE
REFER TO WATERLINE SHEETS 102-104



NOTE:
DRAINAGE FEATURES ARE NOT PROJECTED ONTO
CROSS SECTIONS, PLEASE REFER TO DRAINAGE
LAYOUT AND DRAINAGE PROFILE SHEETS FOR
DETAILED INFORMATION (TYP.)

STA. 200+50 TO STA. 201+25.72

PROJECT NAME: MILTON	PLOT DATE: 23-FEB-2011
PROJECT NUMBER: STP 5800 (2)	DRAWN BY: D. LYMAN
FILE NAME: +92D289xsl.dgn	CHECKED BY: J. DEVLIN
PROJECT LEADER: J. SCHULTZ	SHEET 98 OF 104
DESIGNED BY: D. LYMAN	
KILBURN ROAD CROSS SECTION SHEET 2	