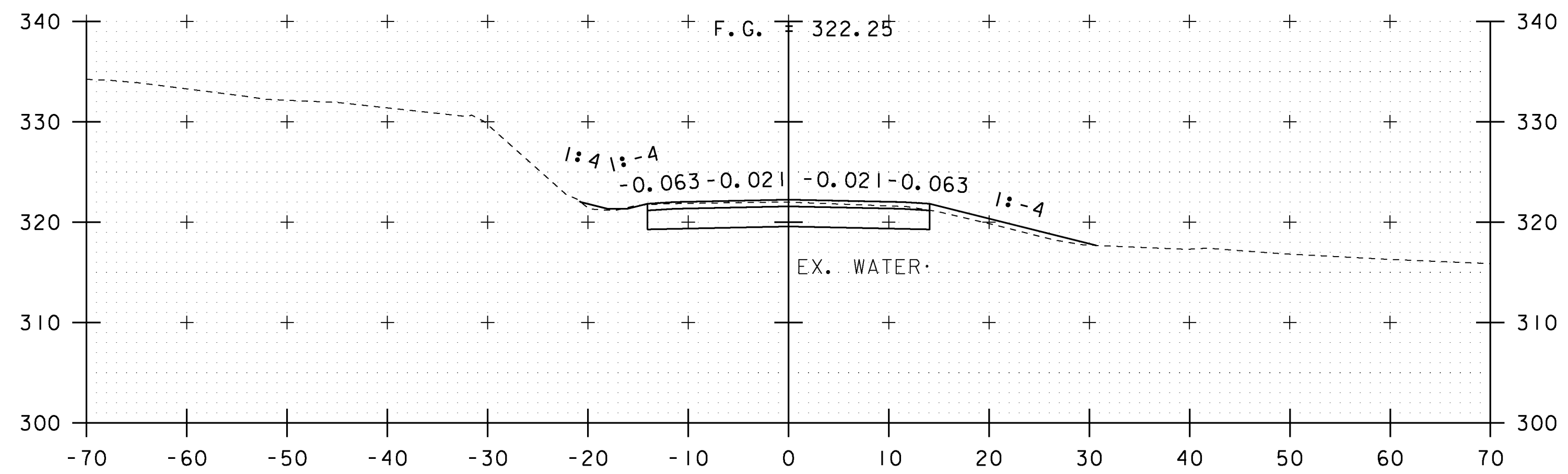
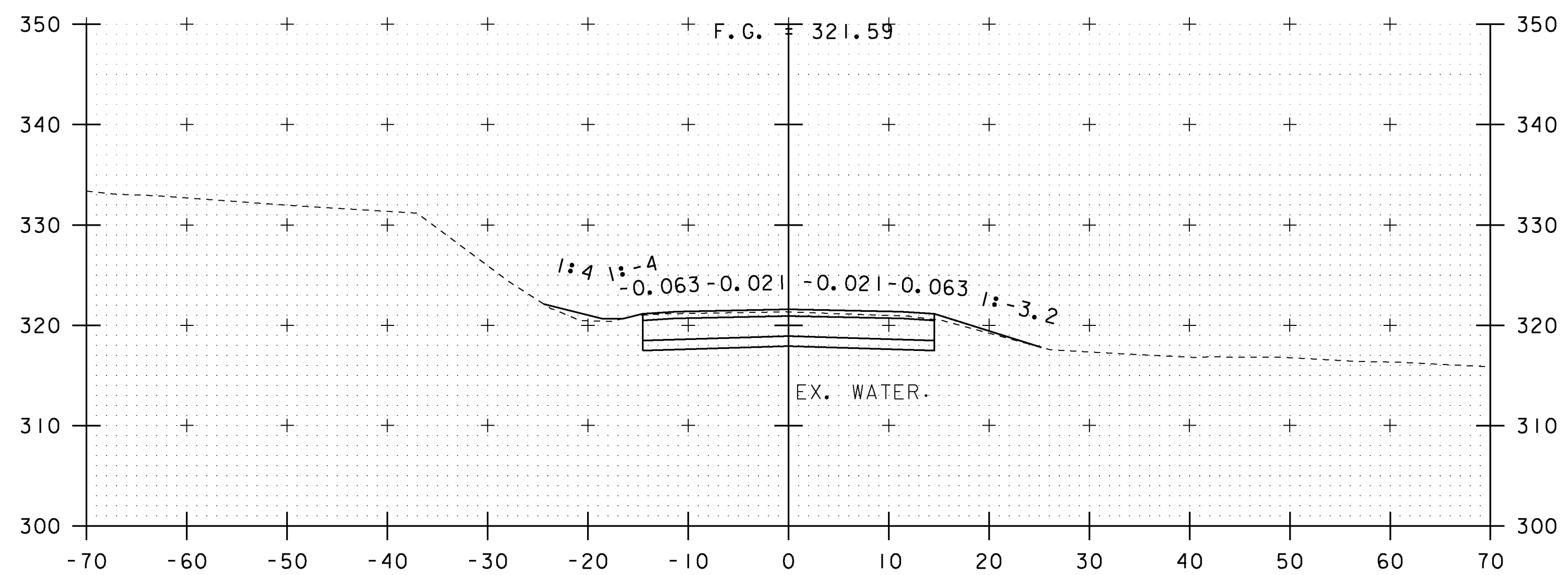


111+00

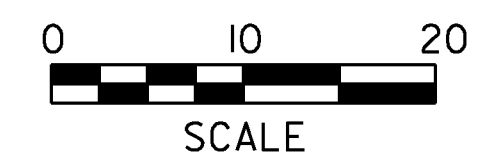


110+50



110+25
END PROJECT
BEGIN APPROACH

EXISTING & PROPOSED WATERLINES
ARE FOR REFERENCE ONLY. PLEASE
REFER TO WATERLINE SHEETS 102-104



NOTE:
DRAINAGE FEATURES ARE NOT PROJECTED ONTO
CROSS SECTIONS, PLEASE REFER TO DRAINAGE
LAYOUT AND DRAINAGE PROFILE SHEETS FOR
DETAILED INFORMATION (TYP.)

STA. 110+25 TO STA. 111+00

PROJECT NAME: MILTON
PROJECT NUMBER: STP 5800 (2)

FILE NAME: +92D289xsl.dgn
PROJECT LEADER: J. SCHULTZ
DESIGNED BY: D. LYMAN
US ROUTE 7 CROSS SECTION SHEET 12

PLOT DATE: 23-FEB-2011
DRAWN BY: D. LYMAN
CHECKED BY: J. DEVLIN
SHEET 89 OF 104