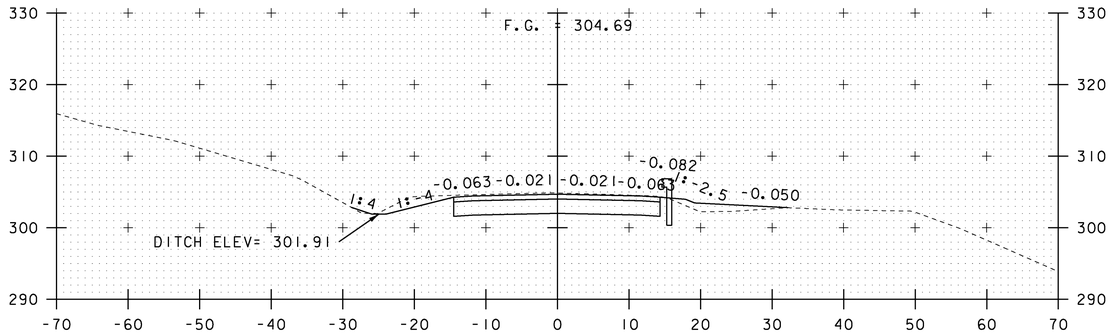

101+00

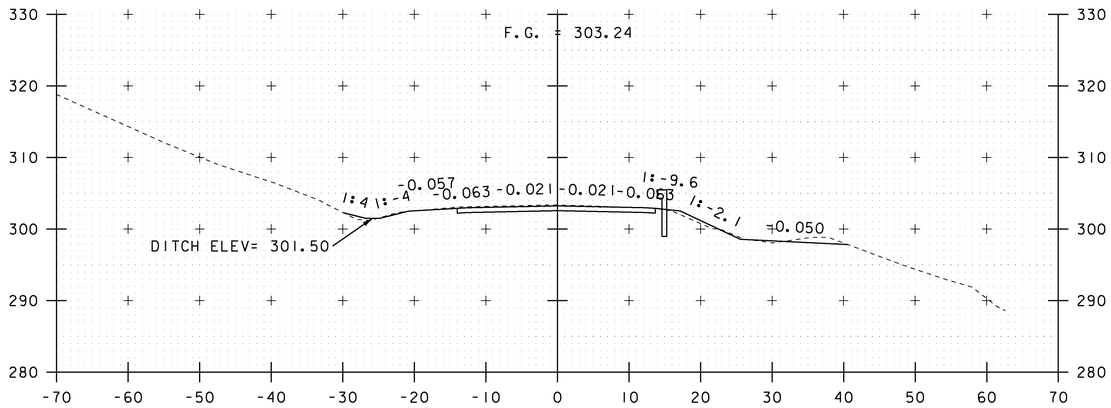

100+50

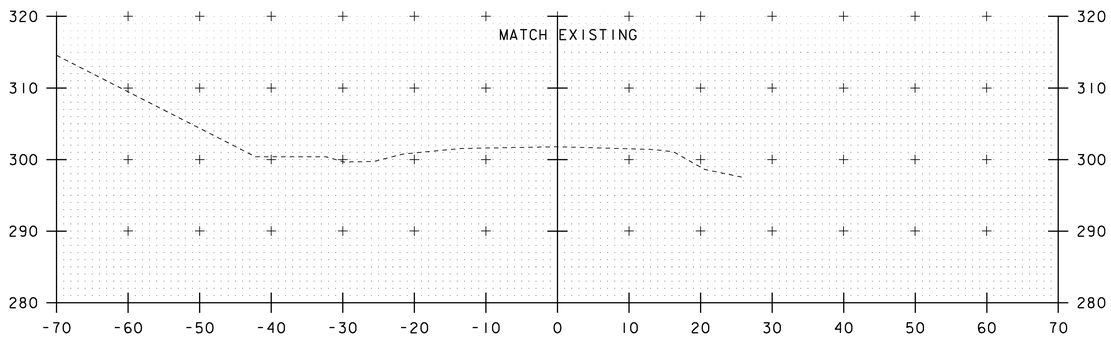

100+00
BEGIN APPROACH

NOTE:
DRAINAGE FEATURES ARE NOT PROJECTED ONTO CROSS SECTIONS, PLEASE REFER TO DRAINAGE LAYOUT AND DRAINAGE PROFILE SHEETS FOR DETAILED INFORMATION (TYP.)

EXISTING & PROPOSED WATERLINES ARE FOR REFERENCE ONLY. PLEASE REFER TO WATERLINE SHEETS 102-104

0 10 20
SCALE

STA. 100+00 TO STA. 101+00

PROJECT NAME: MILTON	
PROJECT NUMBER: STP 5800 (2)	
FILE NAME: t92D289xsl.dgn	PLOT DATE: 23-FEB-2011
PROJECT LEADER: J. SCHULTZ	DRAWN BY: D. LYMAN
DESIGNED BY: D. LYMAN	CHECKED BY: J. DEVLIN
US ROUTE 7 CROSS SECTION SHEET 1	SHEET 78 OF 104