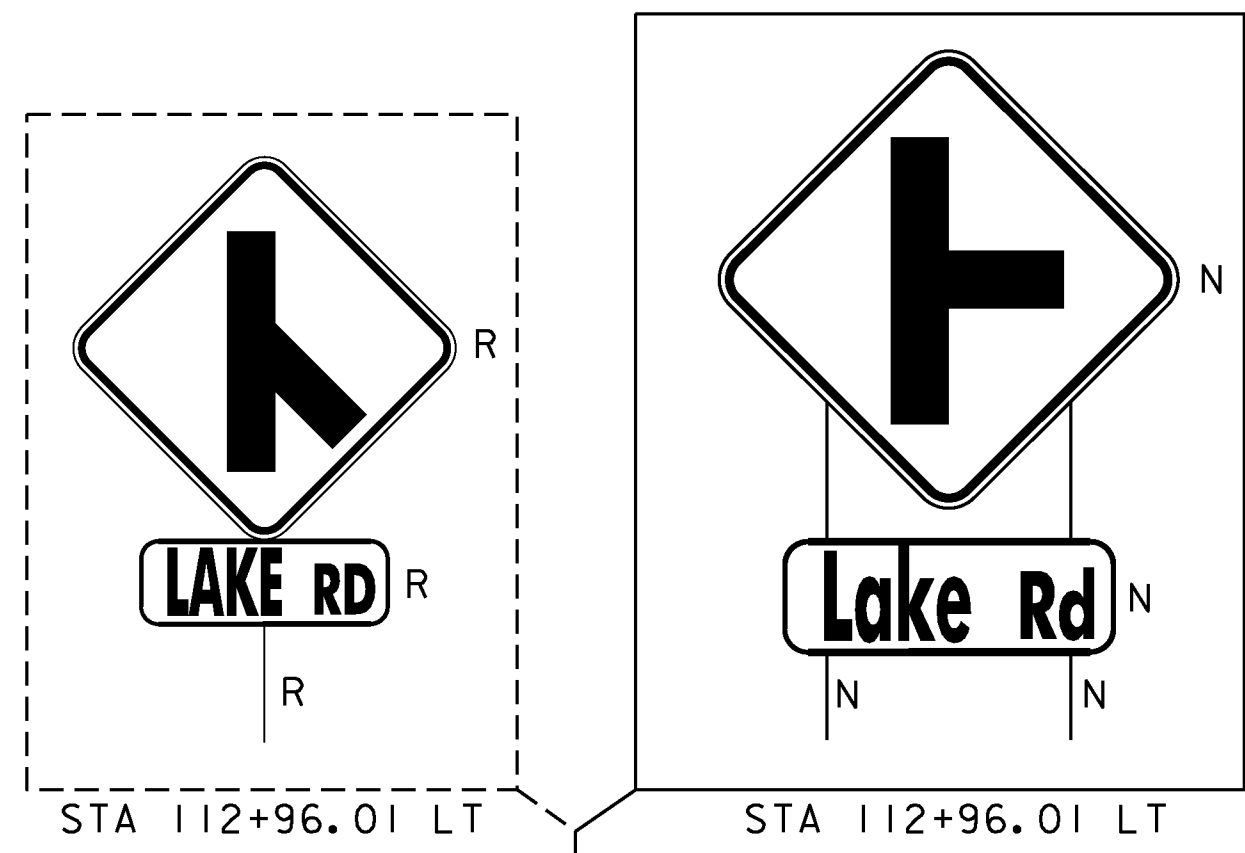
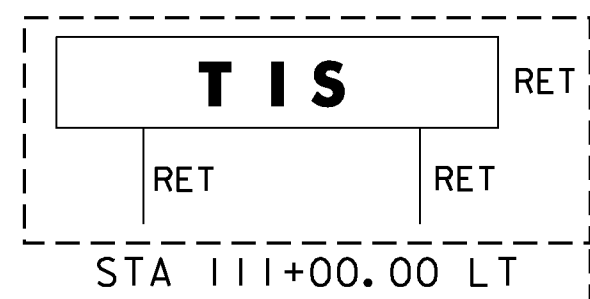
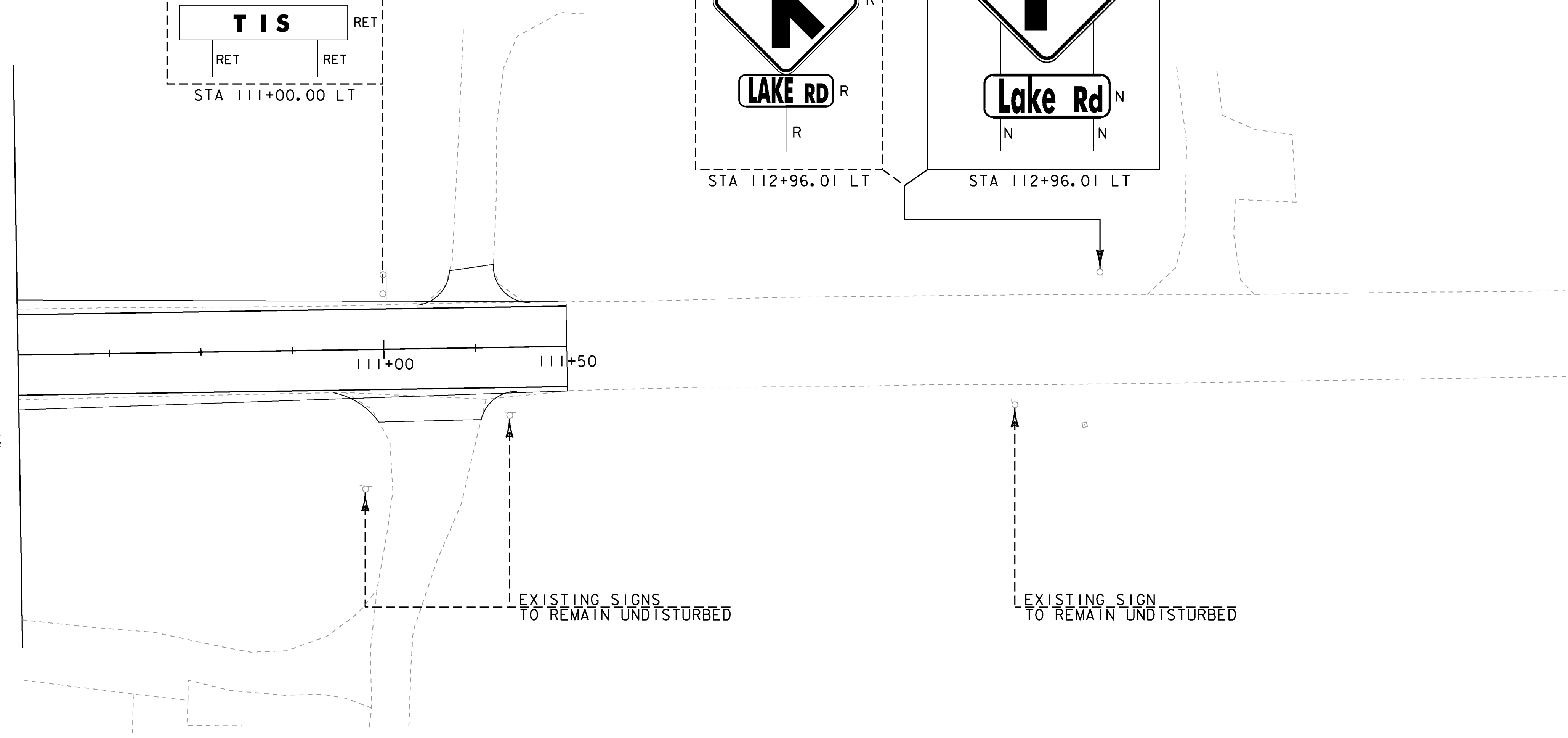


- 646.406 - DURABLE 4" WHITE LINE, RECESSED POLYUREA  
 STA 110+00.00 LT - 111+50.00 LT (SOLID)  
 STA 110+00.00 RT - 111+50.00 RT (SOLID)
- 646.416 - DURABLE 4" YELLOW LINE, RECESSED POLYUREA  
 STA 110+00.00 CL - 111+50.00 CL (SOLID - DOUBLE)
- 646.600 - TEMPORARY 4" WHITE LINE  
 STA 110+00.00 LT - 111+50.00 LT (SOLID)  
 STA 110+00.00 RT - 111+50.00 RT (SOLID)
- 646.610 - TEMPORARY 4" YELLOW LINE  
 STA 110+00.00 CL - 111+50.00 CL (SOLID - DOUBLE)
- 675.50 - REMOVING SIGNS  
 STA 112+96.01 LT (2)



MATCH LINE STA 110+00



SIGN LEGEND	
R	= REMOVE
S	= SALVAGE
N	= NEW
RET	= RETAIN
B-B	= BACK TO BACK
EXISTING	= - - - - -
NEW	= _____

NOTE: MATCH EXISTING PAVEMENT MARKINGS AT STA 111+50.00



PROJECT NAME: MILTON	PLOT DATE: 23-FEB-2011
PROJECT NUMBER: STP 5800 (2)	DRAWN BY: J. DEVLIN
FILE NAME: +92D289+spmbdr.dgn	CHECKED BY: J. DEVLIN
PROJECT LEADER: J. SCHULTZ	SHEET 61 OF 104
DESIGNED BY: D. LYMAN	
TSPM LAYOUT SHEET 3	