

646.406 - DURABLE 4" WHITE LINE, RECESSED POLYUREA  
 STA 104+00.00 LT - 106+75.00 LT (SOLID)  
 STA 104+00.00 RT - 105+30.00 RT (DOTTED)  
 STA 105+30.00 RT - 107+25.00 RT (SOLID)  
 STA 104+00.00 RT - 105+00.00 RT (SOLID)  
 STA 105+50.00 RT - 110+00.00 RT (SOLID)  
 STA 108+32.00 LT - 110+00.00 LT (SOLID)  
 STA 300+13.00 LT - 302+00.00 LT (SOLID)  
 STA 300+13.00 RT - 302+00.00 RT (SOLID)

646.456 - DURABLE 8" YELLOW LINE, RECESSED POLYUREA  
 STA 104+00.00 LT - 104+05.84 RT (SOLID, DIAG.)  
 STA 104+12.26 LT - 104+18.84 RT (SOLID, DIAG.)  
 STA 104+26.03 LT - 104+31.84 RT (SOLID, DIAG.)  
 STA 104+39.81 LT - 104+44.85 RT (SOLID, DIAG.)  
 STA 104+53.58 LT - 104+57.85 RT (SOLID, DIAG.)  
 STA 104+67.30 LT - 104+70.86 RT (SOLID, DIAG.)  
 STA 104+81.13 LT - 104+83.86 LT (SOLID, DIAG.)  
 STA 104+94.90 LT - 104+96.86 LT (SOLID, DIAG.)  
 STA 107+91.50 LT - 108+02.20 RT (SOLID, DIAG.)  
 STA 108+05.50 LT - 108+16.20 RT (SOLID, DIAG.)  
 STA 108+19.50 LT - 108+29.80 RT (SOLID, DIAG.)  
 STA 108+35.50 LT - 108+43.00 RT (SOLID, DIAG.)  
 STA 108+47.50 LT - 108+56.20 RT (SOLID, DIAG.)  
 STA 108+61.50 LT - 108+69.40 RT (SOLID, DIAG.)  
 STA 108+75.50 LT - 108+82.60 RT (SOLID, DIAG.)  
 STA 108+89.50 LT - 108+95.80 RT (SOLID, DIAG.)  
 STA 109+03.50 LT - 109+09.00 RT (SOLID, DIAG.)  
 STA 109+17.50 LT - 109+22.20 RT (SOLID, DIAG.)  
 STA 109+31.50 LT - 109+35.40 RT (SOLID, DIAG.)  
 STA 109+45.50 LT - 109+48.60 RT (SOLID, DIAG.)  
 STA 109+59.50 LT - 109+61.80 RT (SOLID, DIAG.)


646.416 - DURABLE 4" YELLOW LINE, RECESSED POLYUREA  
 STA 104+00.00 LT - 107+25.00 LT (SOLID - DOUBLE)  
 STA 104+00.00 RT - 105+30.00 LT (SOLID - DOUBLE)  
 STA 107+86.00 LT - 110+00.00 LT (SOLID - DOUBLE)  
 STA 107+86.00 RT - 110+00.00 RT (SOLID - DOUBLE)  
 STA 300+25.00 CL - 302+00.00 CL (SOLID - DOUBLE)

646.481 - DURABLE 24" STOP BAR, TYPE I TAPE  
 STA 300+25.00 LT - 300+25.00 LT  
 646.491 - DURABLE LETTER OR SYMBOL, TYPE I TAPE  
 STA 105+62.00 RT (SYMBOL - LEFT ARROW)  
 STA 106+42.00 RT (LETTERS - ONLY)  
 STA 107+22.00 RT (SYMBOL - LEFT ARROW)  
 STA 300+30.40 LT (LETTERS - STOP)

NOTE: TYPE I TAPE SHALL BE ATM 400 EXTENDED GRADE TAPE OR DIRECTOR 60-HP OR STAMARK HIGH PERFORMANCE TAPE SERIES 3801

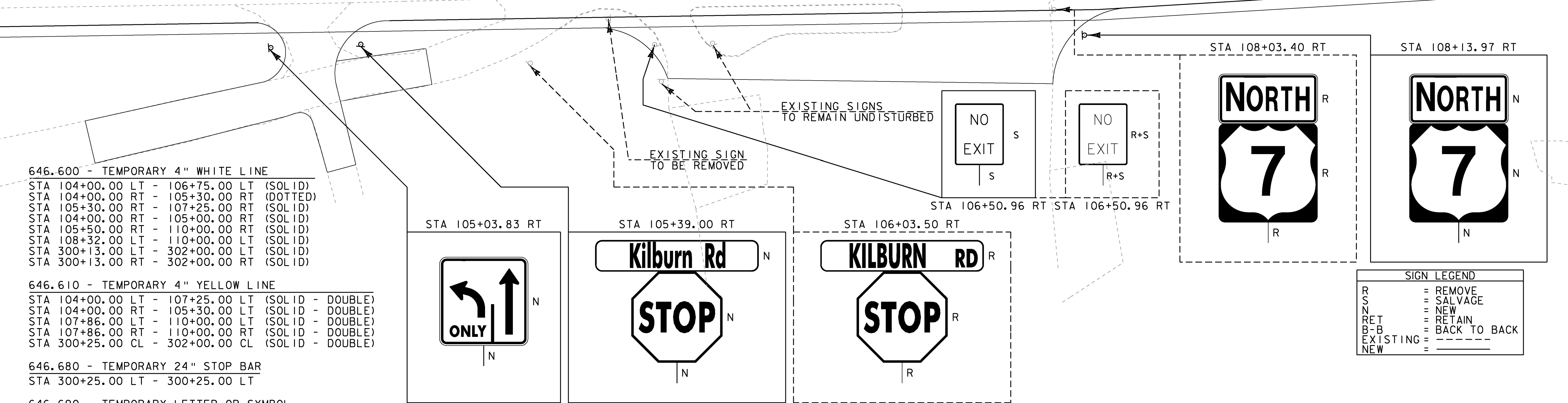
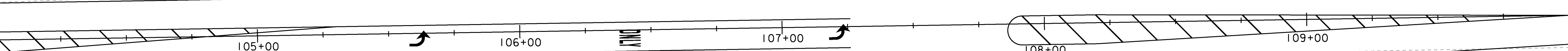
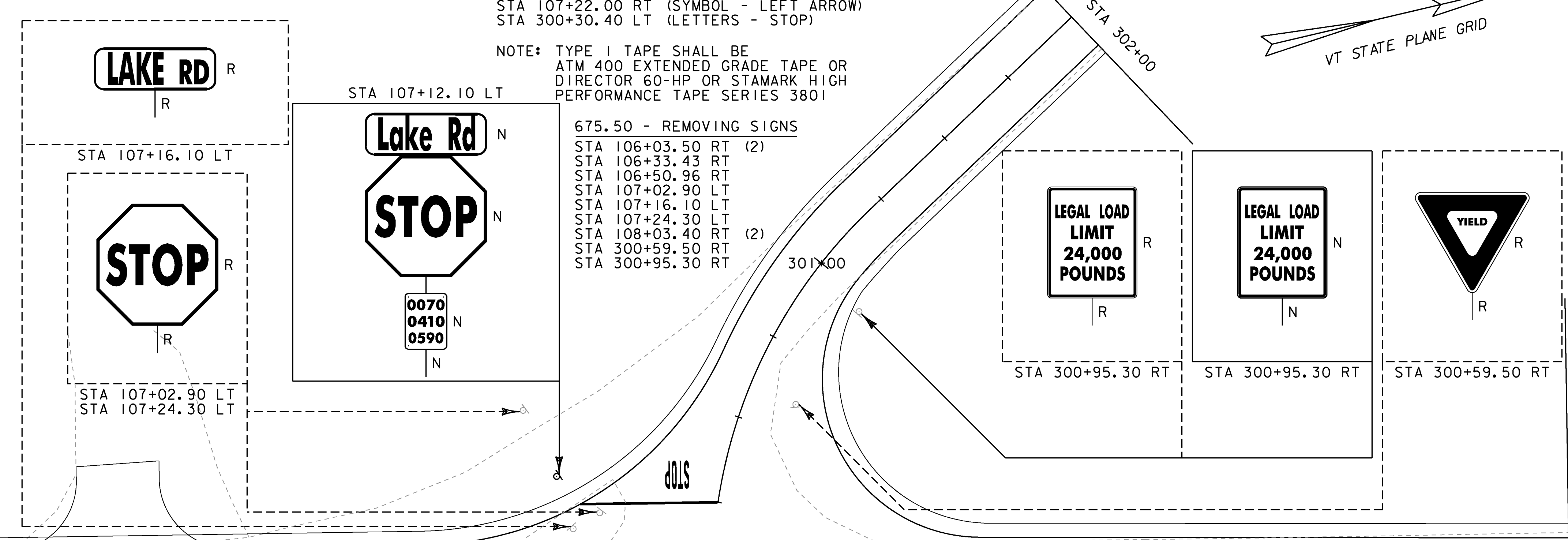
675.50 - REMOVING SIGNS

STA 106+03.50 RT (2)  
 STA 106+33.43 RT  
 STA 106+50.96 RT  
 STA 107+02.90 LT  
 STA 107+16.10 LT  
 STA 107+24.30 LT  
 STA 108+03.40 RT (2)  
 STA 300+59.50 RT  
 STA 300+95.30 RT



MATCH LINE STA 104+00

MATCH LINE STA 110+00



646.600 - TEMPORARY 4" WHITE LINE  
 STA 104+00.00 LT - 106+75.00 LT (SOLID)  
 STA 104+00.00 RT - 105+30.00 RT (DOTTED)  
 STA 105+30.00 RT - 107+25.00 RT (SOLID)  
 STA 104+00.00 RT - 105+00.00 RT (SOLID)  
 STA 105+50.00 RT - 110+00.00 RT (SOLID)  
 STA 108+32.00 LT - 110+00.00 LT (SOLID)  
 STA 300+13.00 LT - 302+00.00 LT (SOLID)  
 STA 300+13.00 RT - 302+00.00 RT (SOLID)

646.610 - TEMPORARY 4" YELLOW LINE  
 STA 104+00.00 LT - 107+25.00 LT (SOLID - DOUBLE)  
 STA 104+00.00 RT - 105+30.00 LT (SOLID - DOUBLE)  
 STA 107+86.00 LT - 110+00.00 LT (SOLID - DOUBLE)  
 STA 107+86.00 RT - 110+00.00 RT (SOLID - DOUBLE)  
 STA 300+25.00 CL - 302+00.00 CL (SOLID - DOUBLE)

646.680 - TEMPORARY 24" STOP BAR  
 STA 300+25.00 LT - 300+25.00 LT

646.690 - TEMPORARY LETTER OR SYMBOL  
 STA 105+62.00 RT (SYMBOL - LEFT ARROW)  
 STA 106+42.00 RT (LETTERS - ONLY)  
 STA 107+22.00 RT (SYMBOL - LEFT ARROW)  
 STA 300+30.40 LT (LETTERS - STOP)

675.60 - ERECTING SALVAGED SIGNS  
 STA 106+50.96 RT

675.61 - SETTING SALVAGED POSTS  
 STA 106+50.96 RT

SIGN LEGEND	
R	= REMOVE
S	= SALVAGE
N	= NEW
RET	= RETAIN
B-B	= BACK TO BACK
EXISTING	=
NEW	=



PROJECT NAME: MILTON  
 PROJECT NUMBER: STP 5800 (2)  
 FILE NAME: +92D289+spmbdr.dgn  
 PROJECT LEADER: J. SCHULTZ  
 DESIGNED BY: D. LYMAN  
 TSPM LAYOUT SHEET 2  
 PLOT DATE: 23-FEB-2011  
 DRAWN BY: J. DEVLIN  
 CHECKED BY: J. DEVLIN  
 SHEET 60 OF 104