

646.406 - DURABLE 4" WHITE LINE, RECESSED POLYUREA
 STA 100+00.00 LT - 104+00.00 LT (SOLID)
 STA 100+00.00 RT - 104+00.00 RT (SOLID)
 STA 103+50.00 RT - 104+00.00 RT (DOTTED)

646.416 - DURABLE 4" YELLOW LINE, RECESSED POLYUREA
 STA 100+00.00 CL - 102+70.00 CL (SOLID - DOUBLE)
 STA 102+70.00 LT - 104+00.00 LT (SOLID - DOUBLE)
 STA 102+70.00 RT - 104+00.00 RT (SOLID - DOUBLE)

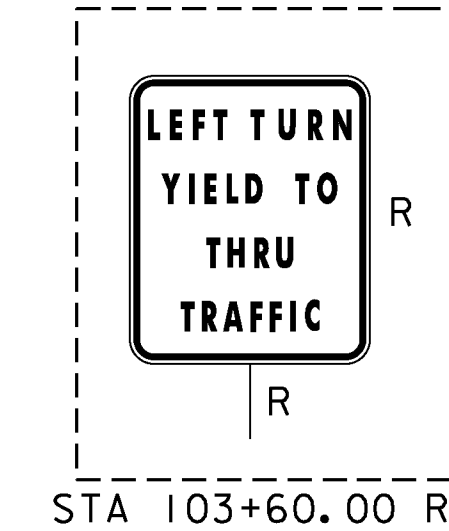
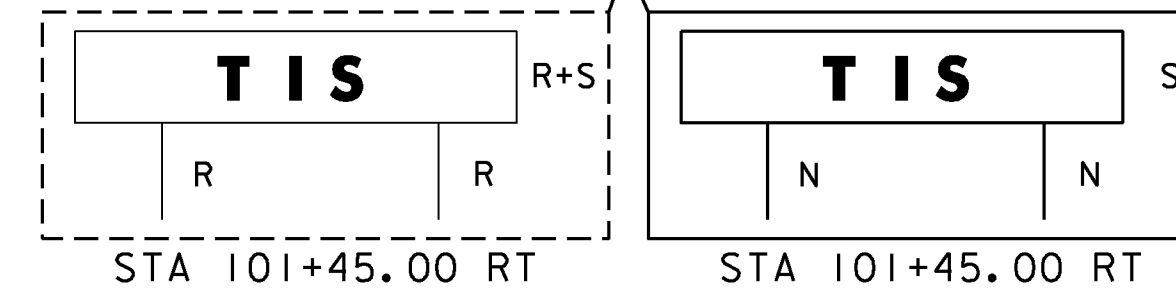
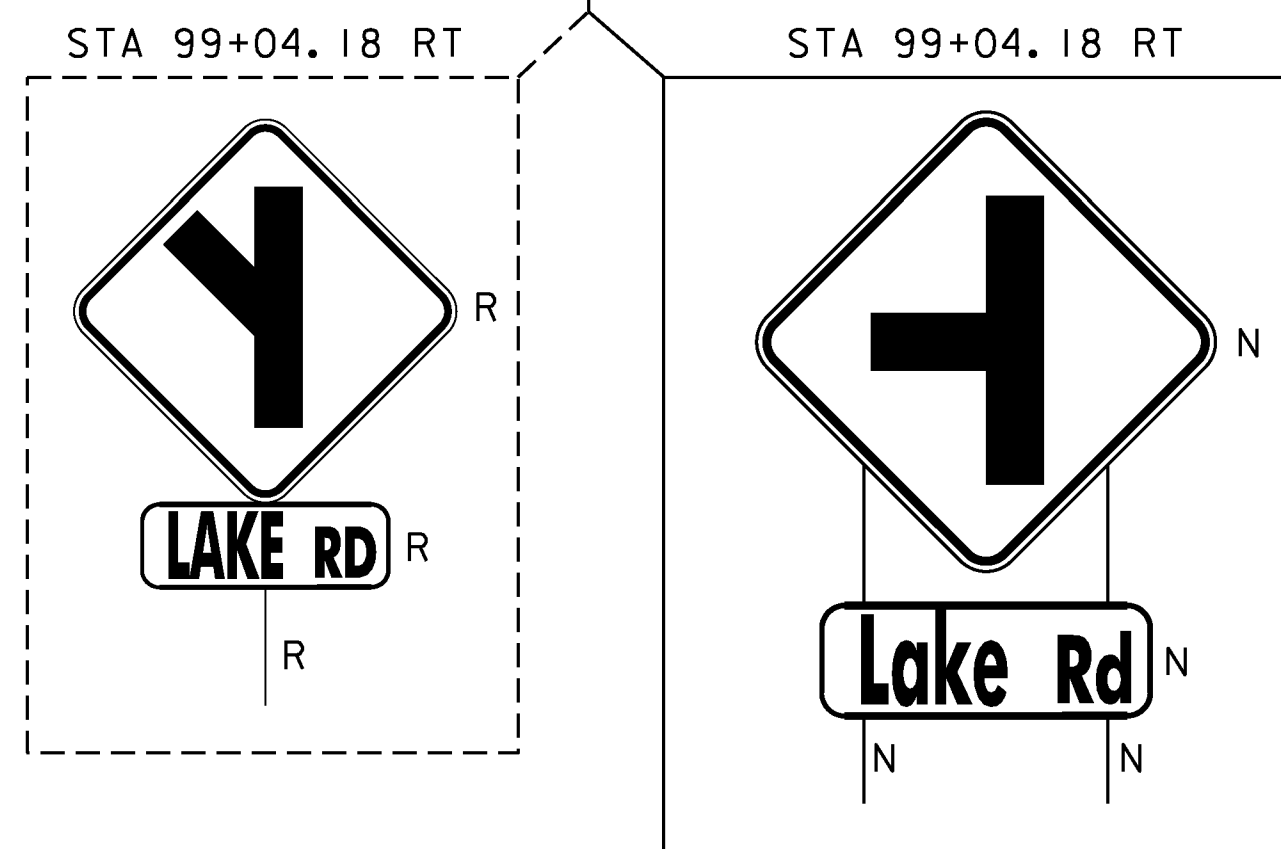
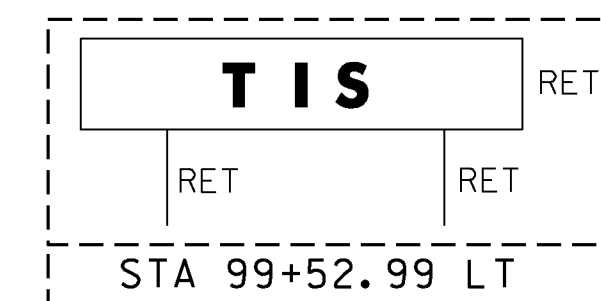
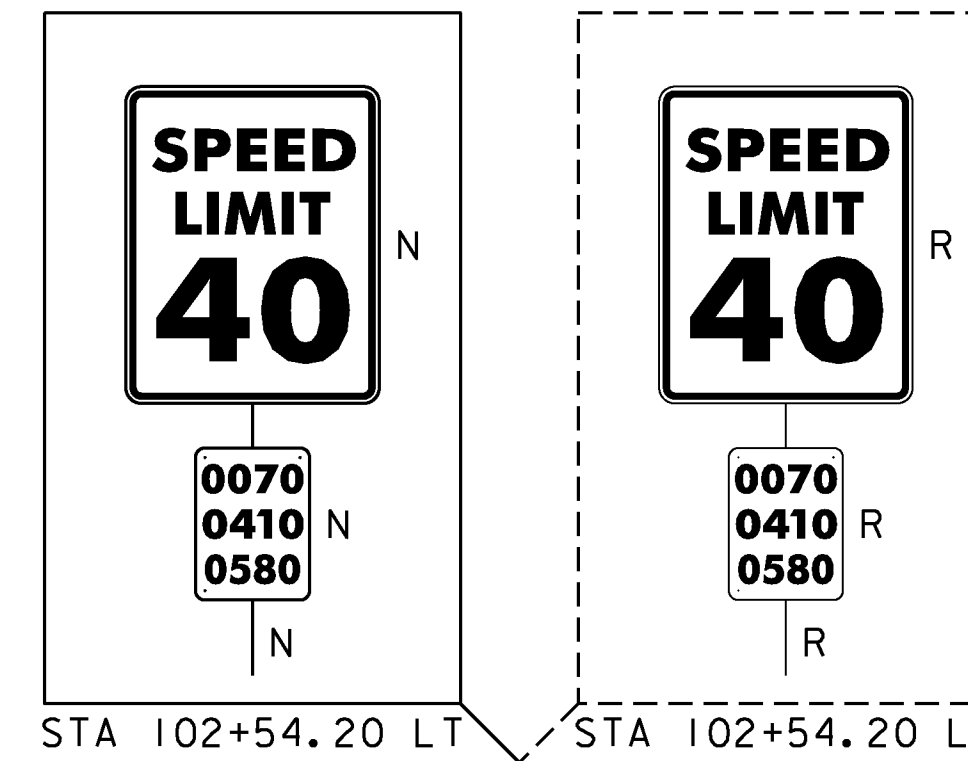

646.456 - DURABLE 8" YELLOW LINE, RECESSED POLYUREA
 STA 102+90.00 LT - 102+92.97 RT (SOLID, DIAG.)
 STA 103+03.53 LT - 103+08.49 RT (SOLID, DIAG.)
 STA 103+17.04 LT - 103+23.99 RT (SOLID, DIAG.)
 STA 103+30.34 LT - 103+39.25 RT (SOLID, DIAG.)
 STA 103+43.63 LT - 103+53.83 RT (SOLID, DIAG.)
 STA 103+57.18 LT - 103+66.83 RT (SOLID, DIAG.)
 STA 103+70.94 LT - 103+79.84 RT (SOLID, DIAG.)
 STA 103+84.72 LT - 103+92.84 RT (SOLID, DIAG.)
 STA 103+98.49 LT - 104+00.00 LT (SOLID, DIAG.)

646.600 - TEMPORARY 4" WHITE LINE
 STA 100+00.00 LT - 104+00.00 LT (SOLID)
 STA 100+00.00 RT - 104+00.00 RT (SOLID)
 STA 103+50.00 RT - 104+00.00 RT (DOTTED)

646.610 - TEMPORARY 4" YELLOW LINE
 STA 100+00.00 CL - 102+70.00 CL (SOLID - DOUBLE)
 STA 102+70.00 LT - 104+00.00 LT (SOLID - DOUBLE)
 STA 102+70.00 RT - 104+00.00 RT (SOLID - DOUBLE)

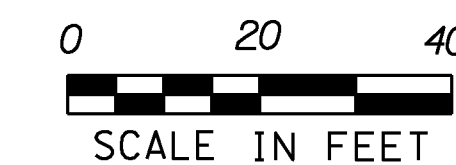
675.50 - REMOVING SIGNS
 STA 99+04.18 RT (2)
 STA 101+45.00 RT
 STA 102+54.20 LT (2)
 STA 103+60.00 RT

675.60 - ERECTING SALVAGED SIGNS
 STA 101+45.00 RT



SIGN LEGEND	
R	= REMOVE
S	= SALVAGE
N	= NEW
RET	= RETAIN
B-B	= BACK TO BACK
EXISTING	= - - - - -
NEW	= _____

NOTE: MATCH EXISTING PAVEMENT MARKINGS AT STA 100+00.00



PROJECT NAME: MILTON
 PROJECT NUMBER: STP 5800 (2)

FILE NAME: +92D289+spmbdr.dgn
 PROJECT LEADER: J. SCHULTZ
 DESIGNED BY: D. LYMAN
 TSPM LAYOUT SHEET 1

PLOT DATE: 23-FEB-2011
 DRAWN BY: J. DEVLIN
 CHECKED BY: J. DEVLIN
 SHEET 59 OF 104