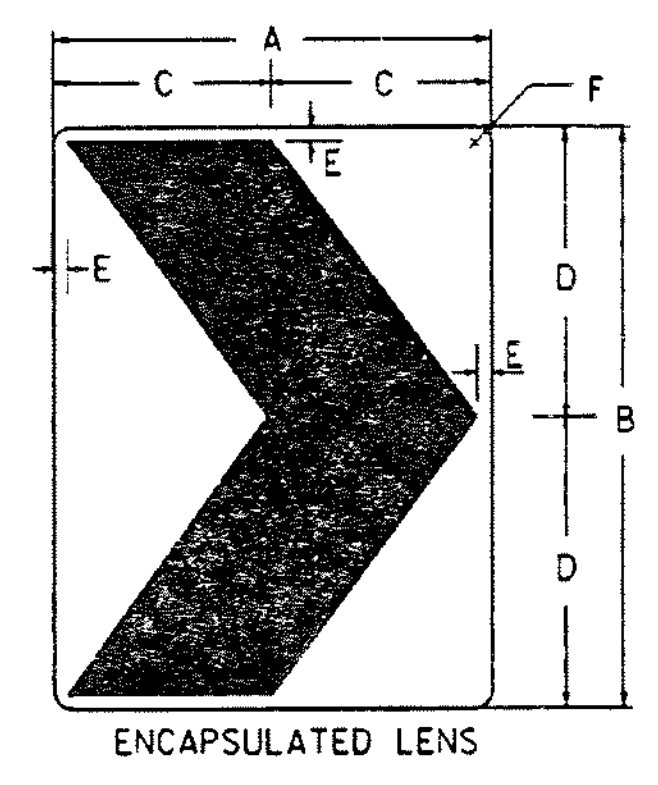
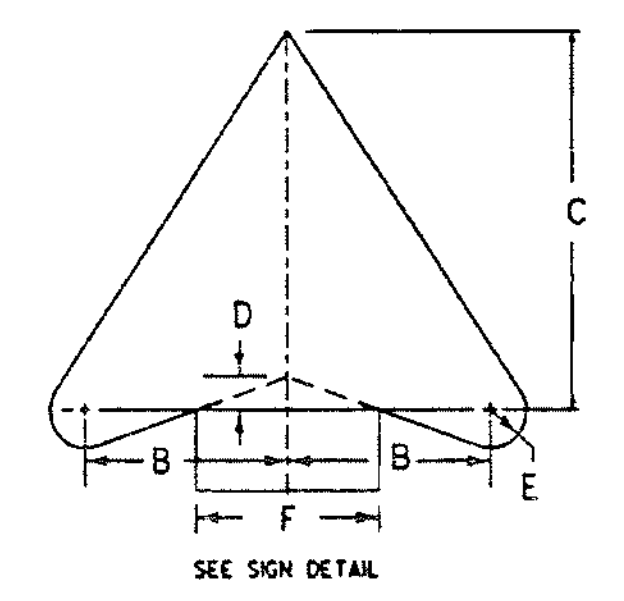
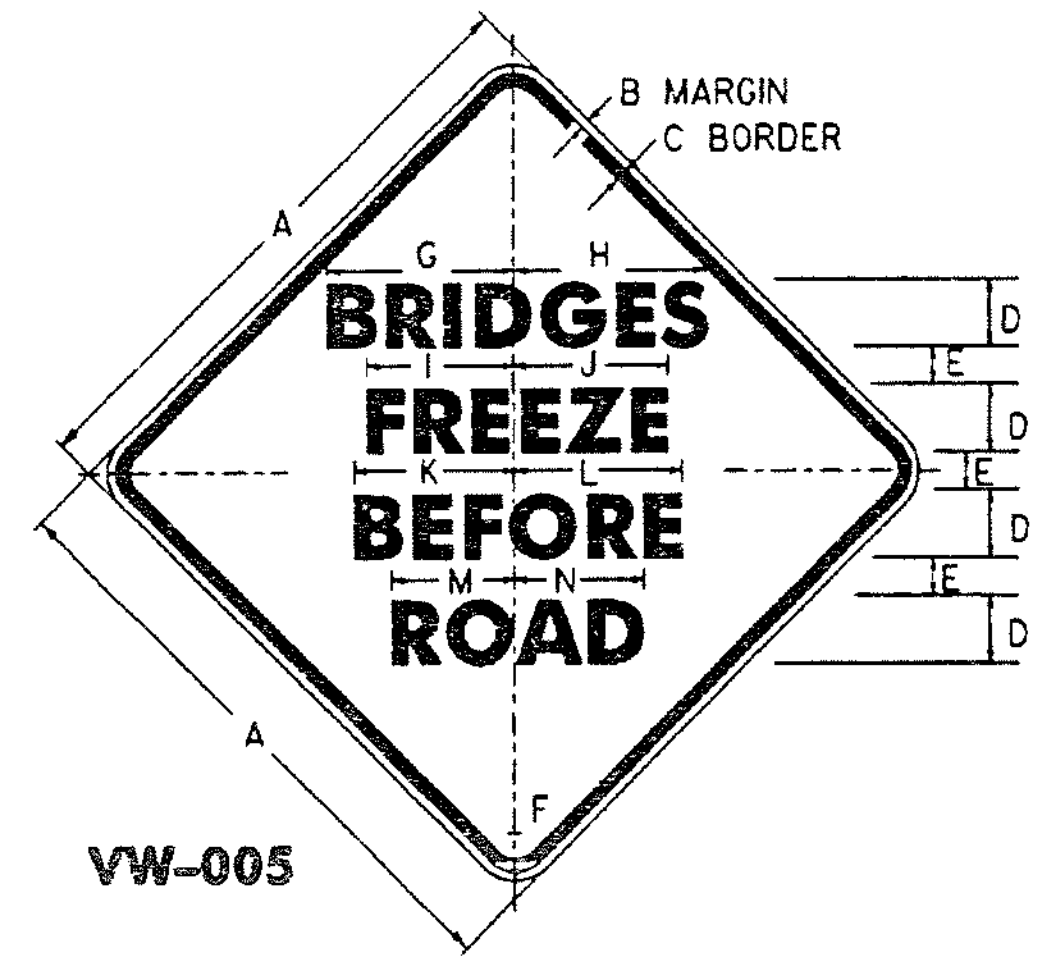
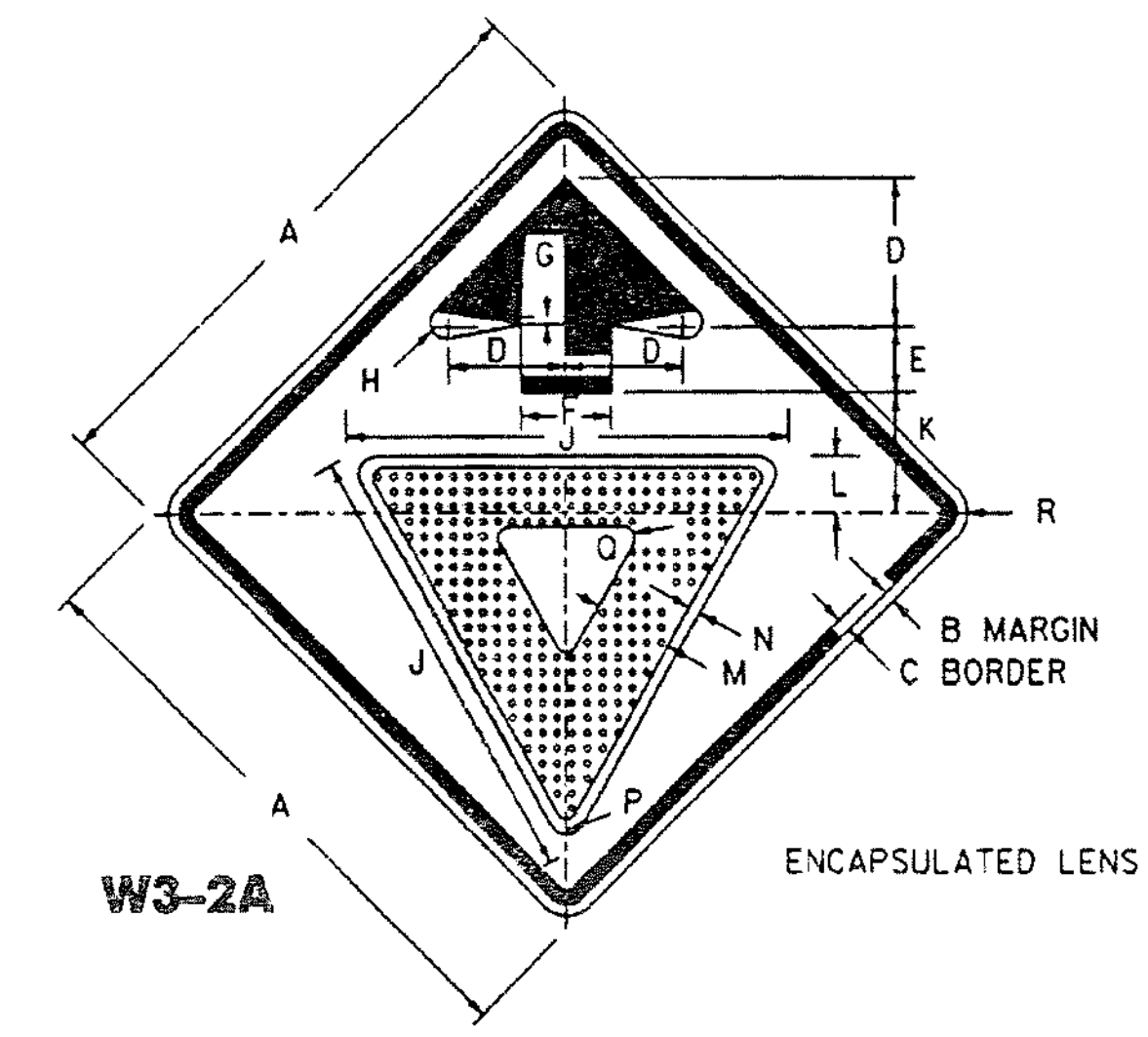


COLORS
 BORDER AND ARROW - BLACK (NON-REFL)
 SYMBOL - WHITE BORDER ON RED BACKGROUND (REFL)

SIGN	DIMENSIONS (INCHES)												
	A	B	C	D	E	F	G	H	J	K	L	M	N
MIN.	30	1/2	3/4	7/2	3 3/4	5	5/8	5/8	15 3/4	6 1/4	2 7/8	1/2	1 1/8
STD.	36	5/8	7/8	9	4 1/2	6	3/4	3/8	19	7 1/2	3 1/2	5/8	2 1/4
SPECIAL	48	3/4	1 1/4	12	6	8	1	1/2	25 5/8	10	4 1/2	3/4	3

SIGN	DIMENSIONS (INCHES)												
	A	B	C	D	E	F	G	H	J	K	L	M	N
MIN.	24	3/8	5/8	10 1/4	8 3/4	3 1/2	2 3/8	4 3/8	22 1/4	1 1/2	6 3/8	2 5/8	10 3/8
STD.	30	1/2	3/4	13	11	4 3/8	3	5/4	28	1 7/8	8	3	13
EXPWY.	36	5/8	7/8	15 3/4	13 1/4	5 1/4	3 3/8	6 3/8	33 3/4	2 1/4	9 3/8	4	15 3/8
FWY.	48	3/4	1 1/4	20 1/2	17 1/2	7	4 3/4	8 3/8	45	3	12 3/8	5 1/4	20 3/4

SIGN	DIMENSIONS (INCHES)												
	A	B	C	D	E	F	G	H	J	K	L	M	N
MIN. & STD.	24	30	3/8	3/8	3 1/2	4E	2 1/2	2 7/8	8E	3E	3	8 1/4	8 1/2
EXPWY.	36	48	5/8	7/8	6	6E	4	5 1/8	12E	4E	6	12 3/8	12 3/4
FWY.	48	60	3/4	1 1/4	7	8E	5	5 3/4	16E	6E	6	16 1/2	17



COLORS
 BORDER AND ARROW - BLACK (NON-REFL)
 SYMBOL - RED BORDER ON WHITE BACKGROUND (REFL)

SIGN	DIMENSIONS (INCHES)												
	A	B	C	D	E	F	G	H	J	K	L	M	N
MIN.	30	1/2	3/4	7 1/2	3 3/4	5	5/8	5/8	25	6 1/4	3	3 3/8	1/2
STD.	36	5/8	7/8	9	4 1/2	6	3/4	3/8	28	7 1/2	3 3/8	3 3/4	5/8
SPECIAL	48	3/4	1 1/4	12	6	8	1	1/2	36	10	4 1/2	5	3/4

SIGN	DIMENSIONS (INCHES)												
	A	B	C	D	E	F	G	H	I	J	K	L	M
STD.	36	3/8	5/8	5C	2	2	1 1/2	1 1/2	9 3/8	9 3/8	10 1/4	10 1/4	6 7/8
FWY./EXP.	48	3/4	1 1/4	6C	3	3	13 1/2	13 1/2	11 3/8	11 3/8	12 1/4	12 3/8	8 3/8

ARROW HEAD	DIMENSIONS (INCHES)				
	SIZE	B	C	D	E
MIN. AND STD.	24x24	4	7 1/8	3/8	1 1/16
SPECIAL	30x30	5	8 3/8	1/2	7/8
EXPWY.	36x36	6	10 3/8	3/4	1 1/16
SPECIAL	48x48	8	14 3/8	1 1/16	1 3/8

SIGN	DIMENSIONS (INCHES)					
	A	B	C	D	E	F
MIN.	12	18	6	9	1/2	1 1/2
STD.	18	24	9	12	3/4	1 1/2
SPECIAL	24	30	12	15	1 1/8	1 1/2
EXPWY.	30	36	15	18	1	1 7/8
FWY.	36	48	18	24	1 1/8	2 1/4

COLORS
 ALL THE WARNING SIGNS SHOWN ON THIS SHEET SHALL HAVE BLACK TEXT AND SYMBOLS ON REFLECTORIZED YELLOW BACKGROUND EXCEPT AS OTHERWISE NOTED. THE COLORS SHALL CONFORM WITH THE COLORS ADOPTED BY THE AMERICAN ASSOCIATION OF STATE HIGHWAY AND TRANSPORTATION OFFICIALS AND APPROVED BY THE DEPARTMENT OF TRANSPORTATION, FEDERAL HIGHWAY ADMINISTRATION.

MATERIALS
 THE SIGN BASE MATERIALS USED FOR THE WARNING SIGNS SHOWN ON THIS SHEET MAY BE ANY OF THE FOLLOWING, OF THE MINIMUM THICKNESS NOTED.

12" x 18"	0.060"	18 GAGE	24" x 24"	0.080"	16 GAGE	24" x 30"	0.100"	14 GAGE	36" x 36"	0.125"	12 GAGE	48" x 48"	0.150"	10 GAGE
-----------	--------	---------	-----------	--------	---------	-----------	--------	---------	-----------	--------	---------	-----------	--------	---------

FLAT SHEET ALUMINUM
 HIGH DENSITY OVERLAID PLYWOOD
 GALVANIZED FLAT SHEET STEEL

THE TEXT, BORDER, AND SYMBOL SHALL BE LETTERING FILM, SILK SCREENED OR HAND PAINTED. WHEN HAND PAINTED, POOR WORKMANSHIP SHALL BE CAUSE FOR REJECTION. ENCAPSULATED LENS REFLECTIVE SHEETING SHALL BE USED FOR THE SIGN BACKGROUND WHERE NOTED.

TEXT DESIGN
 LETTERS, DIGITS, SYMBOLS, SPACINGS, AND TEXT DIMENSIONS SHALL CONFORM WITH THE STANDARD ALPHABETS AND DESIGNS PRESCRIBED IN THE MANUAL ON UNIFORM TRAFFIC CONTROL DEVICES.

SPECIFICATIONS
 WARNING SIGNS SHALL MEET THE VERMONT STANDARD SPECIFICATIONS FOR "TRAFFIC SIGNS".

OTHER STDS. REQUIRED:

REVISIONS AND CORRECTIONS
 OCT. 30, 1987 - DATE OF ORIGINAL ISSUE
 AUG. 08, 1995 - ADDED SIGN DETAIL AND I.D. NUMBER FOR EACH DETAIL

APPROVED FOR THIS PROJECT AND/OR DESIGN IMPLEMENTATION FHWA FINAL APPROVAL PENDING.


APPROVED

Stephen B. McArthur
 DIRECTOR OF ENGINEERING

David A. Ross
 TRAFFIC AND SAFETY ENGINEER

WARNING SIGN DETAILS

/traf/std/stdel50dgn : stdel50.i



STANDARD E-150