

DURABLE 4" YELLOW LINE

MM 5.394 TO MM 5.430 (SOLID LT. & DASHED RT.)  
 MM 5.430 TO MM 5.445 (SOLID LT. & RT.)  
 MM 5.445 TO MM 5.572 (DASHED LT. & SOLID RT.)  
 MM 5.572 TO MM 6.532 (SOLID LT. & RT.)  
 (WITH CENTERLINE BREAKS FOR TOWN HIGHWAYS)

TEMPORARY 4" YELLOW LINE

MM 5.394 TO MM 5.430 (SOLID LT. & DASHED RT.)  
 MM 5.430 TO MM 5.445 (SOLID LT. & RT.)  
 MM 5.445 TO MM 5.572 (DASHED LT. & SOLID RT.)  
 MM 5.572 TO MM 6.532 (SOLID LT. & RT.)  
 (WITH CENTERLINE BREAKS FOR TOWN HIGHWAYS)

DURABLE 4" WHITE LINE

MM 5.394 TO MM 6.532 (SOLID LT. & RT.)  
 (WITH EDGELINE BREAKS FOR TOWN HIGHWAYS)

TEMPORARY 4" WHITE LINE

MM 5.394 TO MM 6.532 (SOLID LT. & RT.)  
 (WITH EDGELINE BREAKS FOR TOWN HIGHWAYS)

REMOVE EXISTING 2 CABLE GUARDRAIL  
 FROM MM 5.820 TO MM 5.915, INSTALL  
 A BCT AT MM 5.820, 500 LF OF NEW  
 STEEL BEAM GUARDRAIL WITH STEEL  
 POSTS AND A BCT AT MM 5.924

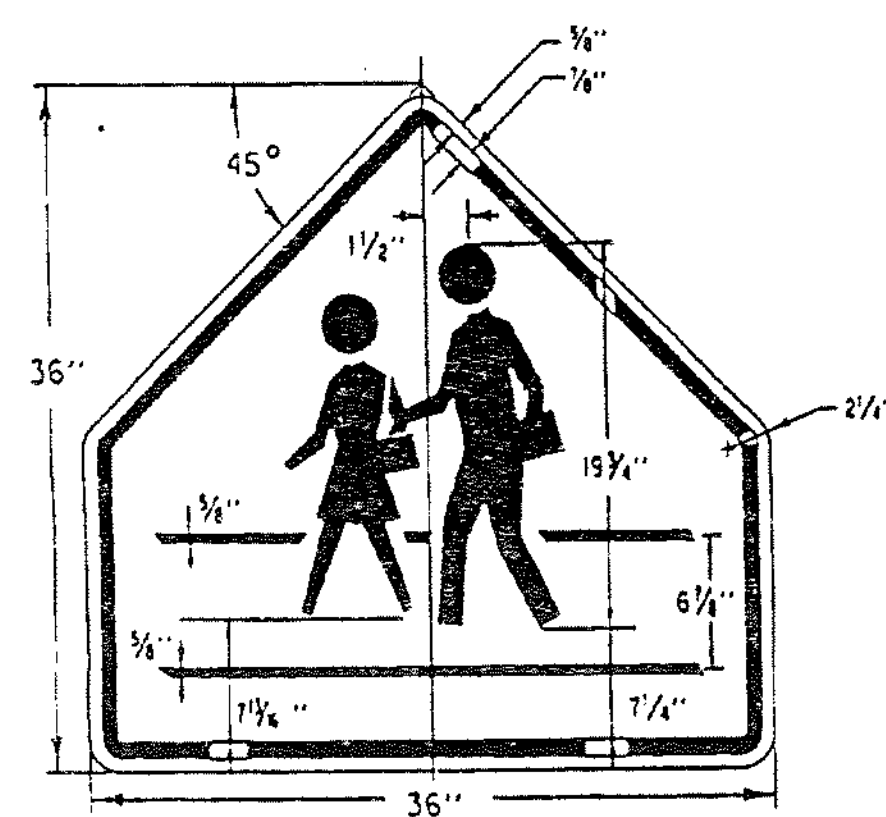
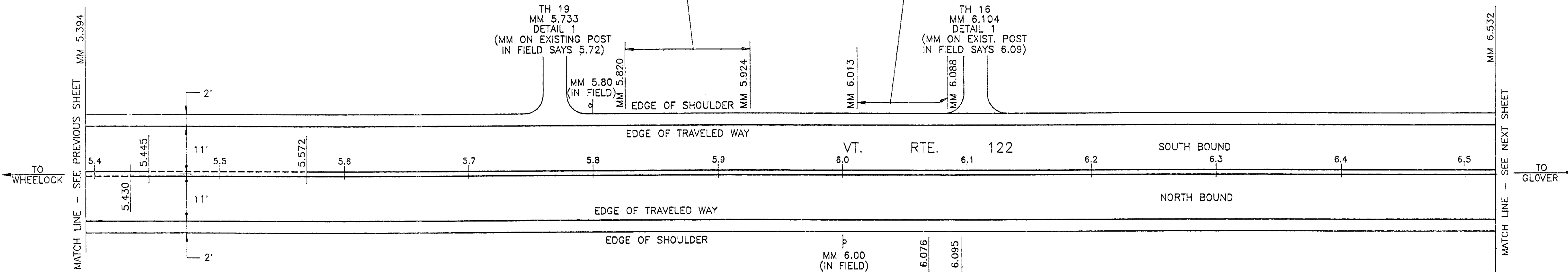
TH 19  
 MM 5.733  
 DETAIL 1  
 (MM ON EXISTING POST  
 IN FIELD SAYS 5.72)

MM 5.80  
 (IN FIELD)  
 MM 5.820  
 EDGE OF SHOULDER  
 MM 5.924

REMOVE EXISTING 2 CABLE GUARDRAIL  
 FROM MM 6.013 TO MM 6.077, INSTALL  
 A BCT AT MM 6.013, 375 LF OF NEW  
 STEEL BEAM GUARDRAIL WITH STEEL  
 POSTS AND A 16'R END TERMINAL  
 AT TH 16.

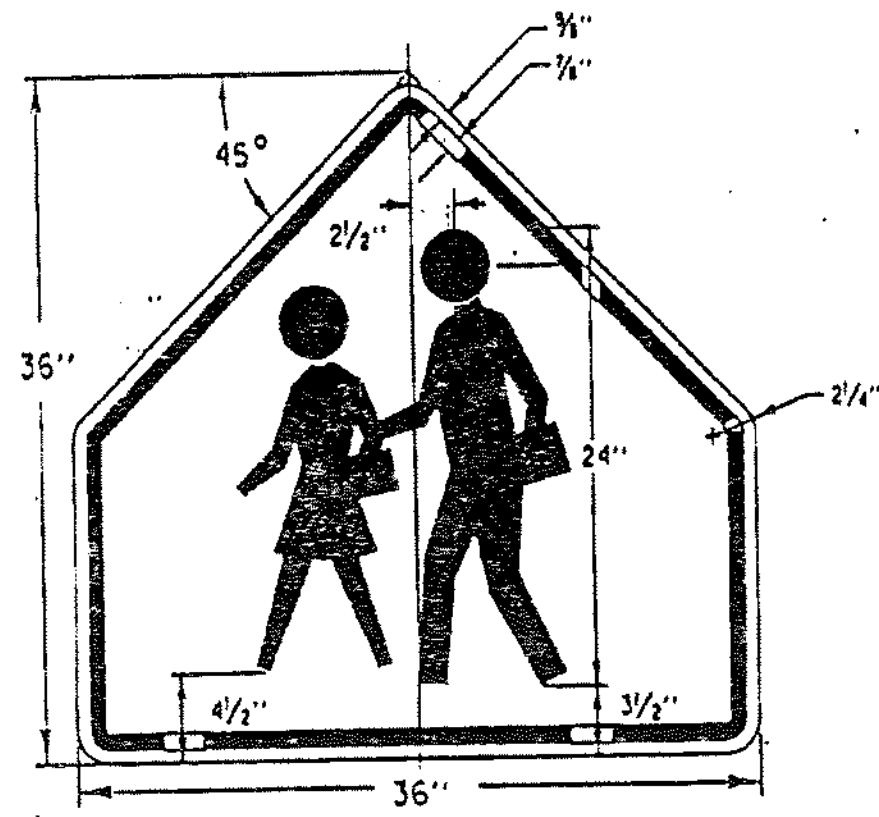
TH 16  
 MM 6.104  
 DETAIL 1  
 (MM ON EXIST. POST  
 IN FIELD SAYS 6.09)

MM 6.013  
 MM 6.088  
 MM 6.076  
 MM 6.095



COLORS  
 LEGEND BLACK (NON-REFLECTIVE)  
 BACKGROUND YELLOW

REFER TO  
 STANDARD E-150  
 FOR MATERIALS



COLORS  
 LEGEND BLACK (NON-REFLECTIVE)  
 BACKGROUND YELLOW

REFER TO  
 STANDARD E-150  
 FOR MATERIALS

REMOVE EXISTING 2 CABLE GUARDRAIL  
 FROM MM 6.076 TO MM 6.079, INSTALL  
 A BCT AT MM 6.076, 50 LF OF NEW  
 STEEL BEAM GUARDRAIL WITH STEEL  
 POSTS AND A BCT AT MM 6.095.

FOR TOWN HIGHWAY DETAILS, SEE  
 PAVEMENT MARKING DETAIL SHEET.

DATUM	
VERTICAL	N/A
HORIZONTAL	N/A

TRAFFIC SIGN DETAILS

NOT TO SCALE

<h3>PAVING PROJECT LAYOUT</h3>	SURVEYED BY	N/A	DATE	N/A
	DRAWN BY	WBL	DATE	03/93
	SQUAD LEADER			
	DESIGN FILE NO.			
	IPARM FILE		DATE PLOTTED	
	PROJ. NAME	SHEFFIELD-GLOVER		
PROJ. NO.	STP 9419(1)S			
SHEET 08 OF		SHEETS		
HTA FILE: SHFPMK3				
SHEET 14 OF 44				