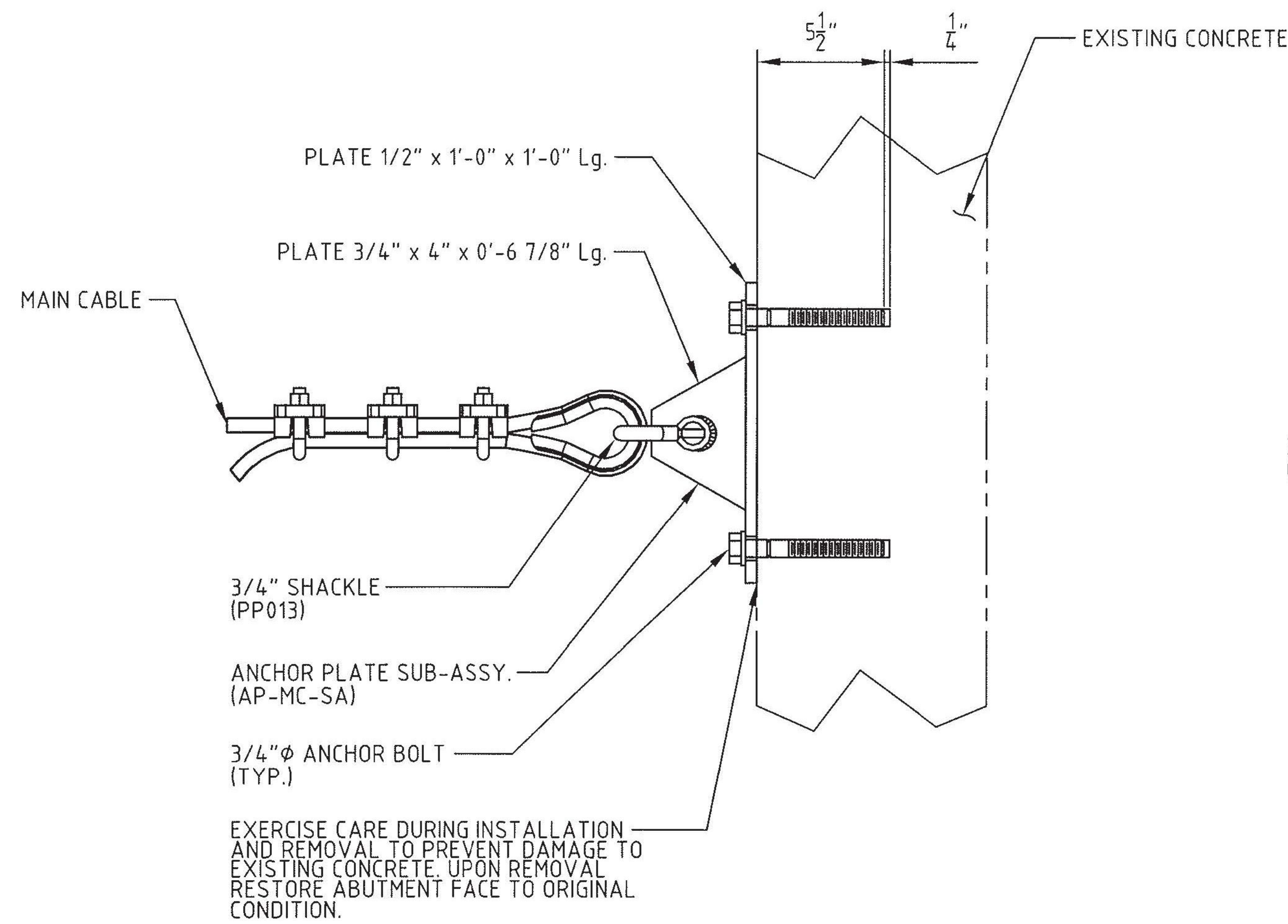


Z:\PROJECT\2011-Jobs\131811-Route 2 Bridge over Wooski River\Drawings\DWG Package\Revision\_03-29-12\1700-AP-Installation.dwg



EXERCISE CARE DURING INSTALLATION AND REMOVAL TO PREVENT DAMAGE TO EXISTING CONCRETE. UPON REMOVAL RESTORE ABUTMENT FACE TO ORIGINAL CONDITION.

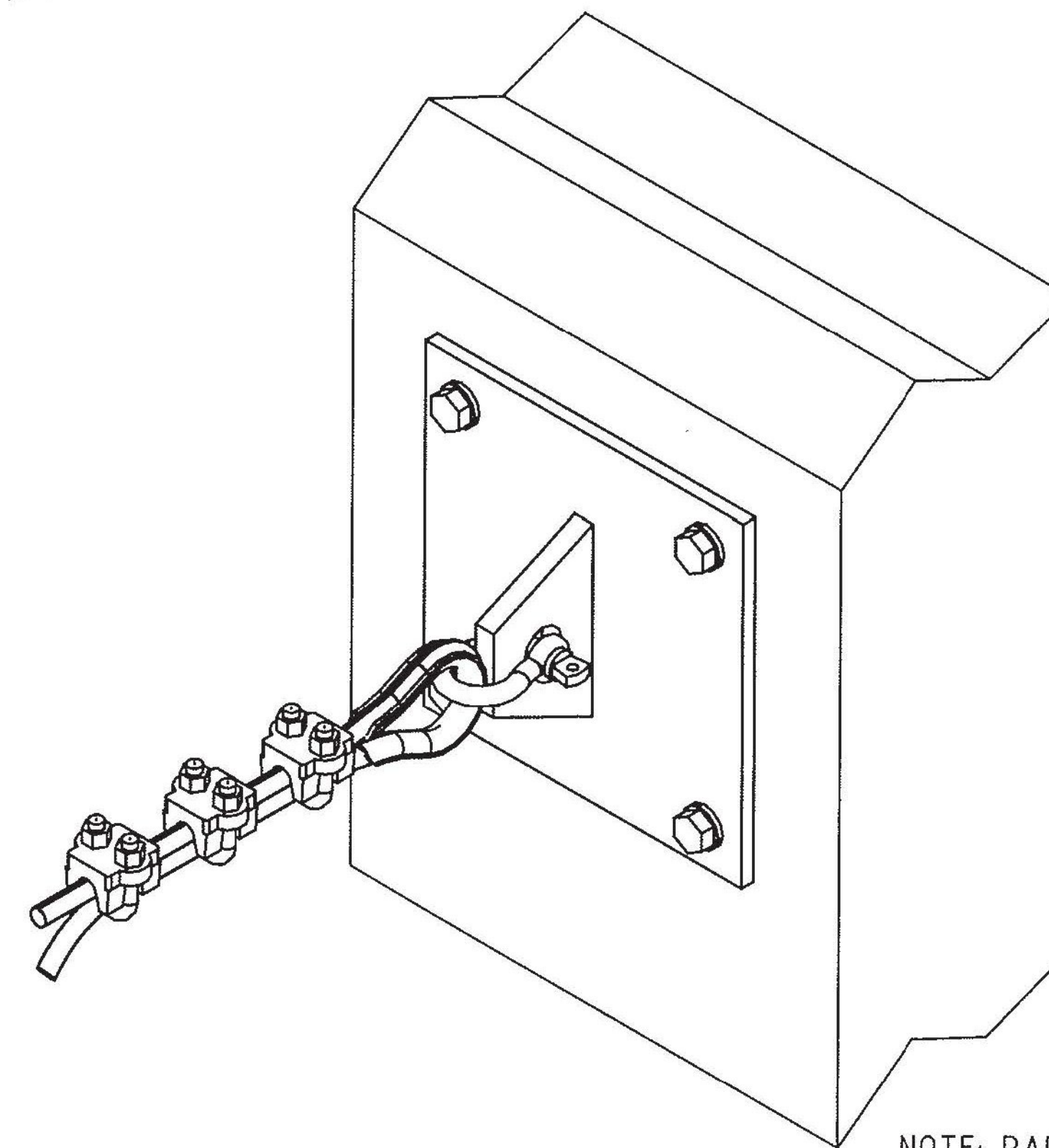
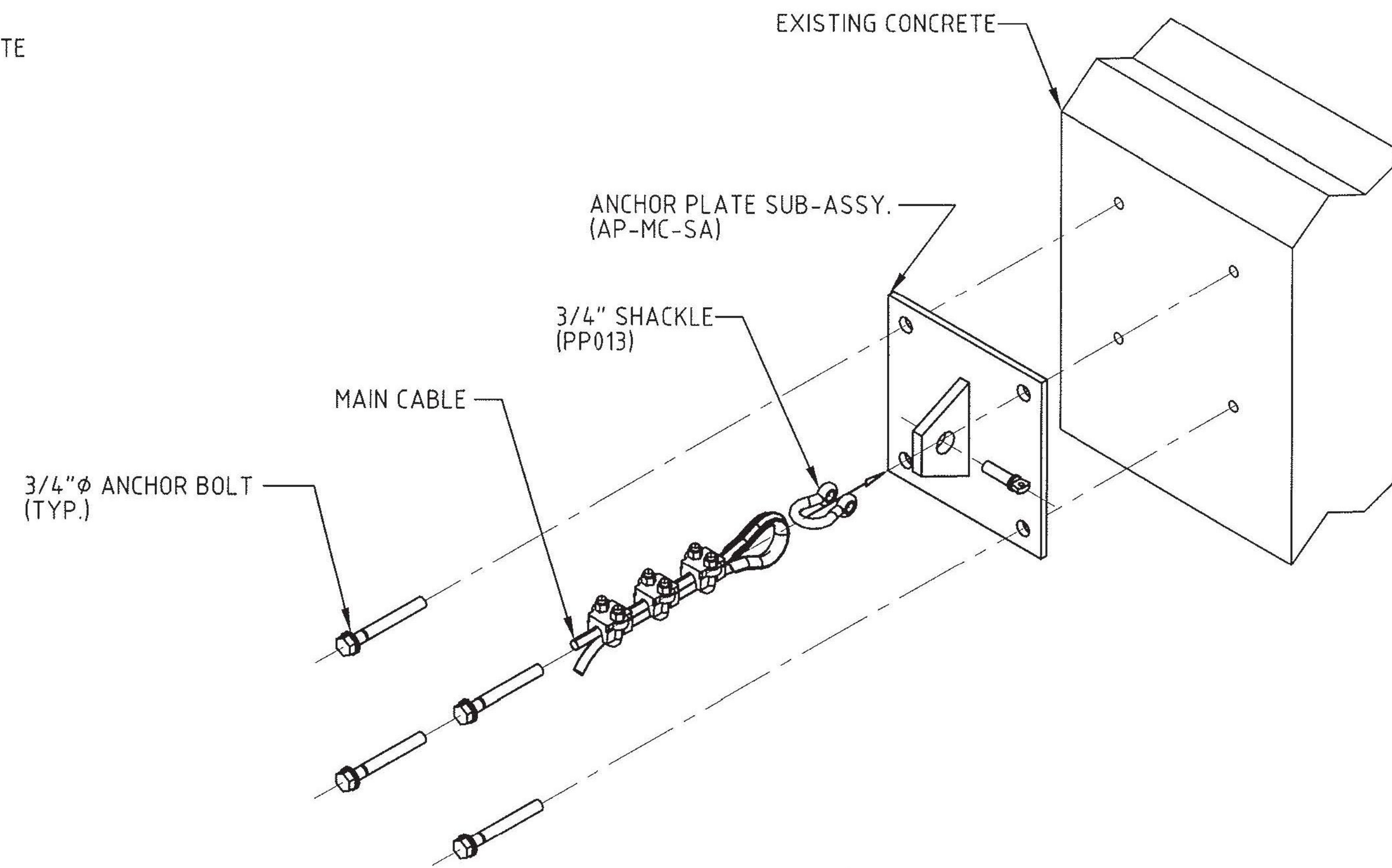
1  
-  
AP-MC-6  
ANCHOR PLATE

**INSTALLATION PROCEDURES**

- 1.) DRILL (4) HOLES, USING THE MANUFACTURER'S RECOMMENDED DRILL BIT SIZE, INTO CONCRETE USING ANCHOR PLATE SUB-ASSY. (AP-MC-SA) AS A TEMPLATE.  
(HOLES FOR ANCHOR BOLTS SHALL BE DRILLED 1/4" MIN. DEEPER THAN THE MINIMUM EMBEDMENT LENGTH FOR ALL ANCHOR BOLTS)
- 2.) INSTALL ANCHOR BOLTS PER MANUFACTURES INSTRUCTIONS.
- 3.) INSTALL 3/4" SHACKLE (PP013) ONTO THE ANCHOR PLATE.
- 4.) INSTALL MAIN CABLE ONTO SHACKLE.

**NOTE:**

- 1.) CONSULT WITH RESIDENT ENGINEER REGARDING ANY ENCASED CONDUITS, PIPES, OR ANY OTHER KNOWN OBSTRUCTIONS PRIOR TO DRILLING.
- 2.) TO RESTORE CONCRETE:  
- REMOVE ANCHORS  
- FINISH SURFACE WITH D.O.T. APPROVED METHODS AND NON-SHRINK GROUT.
- 3.) MINIMUM 8" EDGE DISTANCE AND CENTER TO CENTER OF BOLTS IS REQUIRED.



NOTE: PART NUMBERS IN PARENTHESES ARE SAFESPAN INTERNAL PART NUMBERS.

SHEET 1 OF 2

SAFESPAN, INC. IS THE MANUFACTURER OF A UNIQUE PROPRIETARY AND PATENTED MULTI-SPAN PLATFORM SYSTEM. US. PATENTS #5,730,248, 5,921,346, 6,003,634, 6,135,240, 6,138,793, 6,227,331, 6,264,002, 6,302,237, 6,386,319, & 6,523,644. AUSTRALIAN PATENT #720,795. OTHER INTERNATIONAL AND US. PATENTS PENDING. ANY ATTEMPT AT SYSTEM DUPLICATION IS A VIOLATION AND IS SUBJECT TO PENALTY UNDER LAW.	REV.	DATE	BY	REVISION DESCRIPTION		DESIGNED BY: D.E.P.	CHECKED BY: A.W.T.	PHOENIX DEVELOPMENT		
						DRAWN BY: D.J.L.	CHECKED BY: D.E.P.	ROUTE 2 BRIDGE OVER WINOOSKI BRIDGE		
						DATE: 02-17-11	SCALE: NO SCALE	ANCHOR PLATE INSTALLTION		
						© COPYRIGHT 2012 SAFESPAN, INC.	S.S. PROJECT No: 1318111000	OWNERS PROJECT No: STP-RS 0284(11)	REV. :	JOB No. : 131811