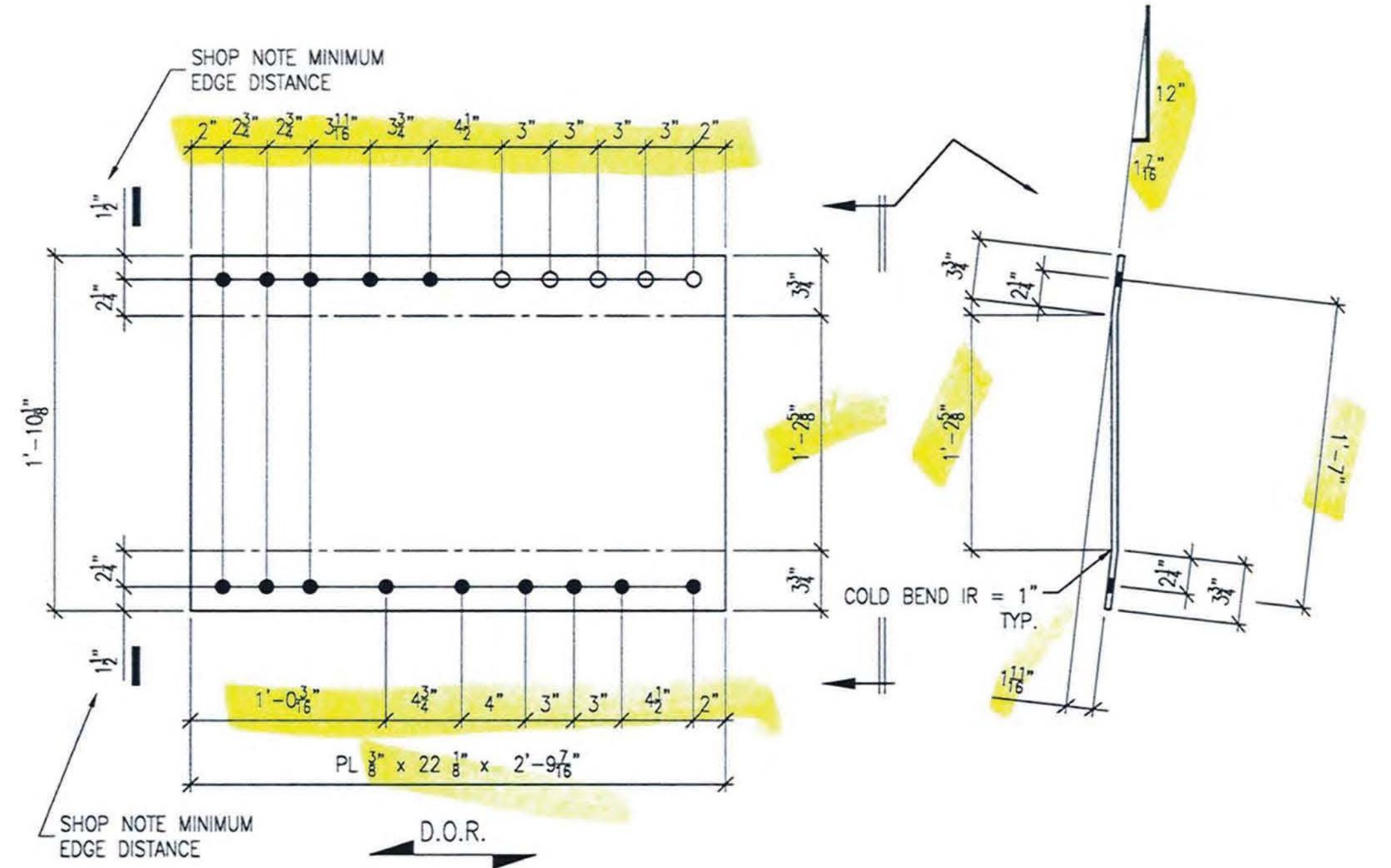
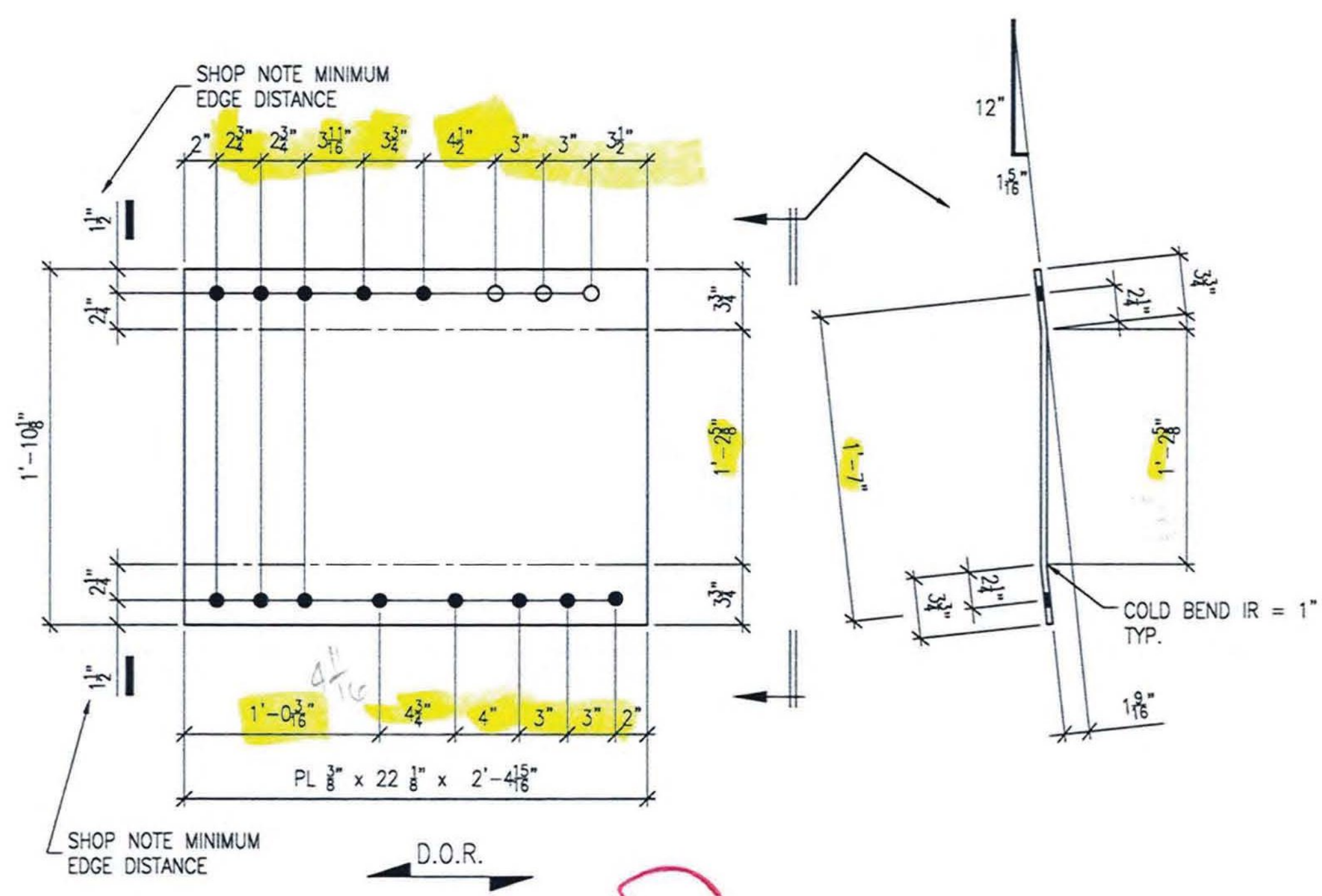


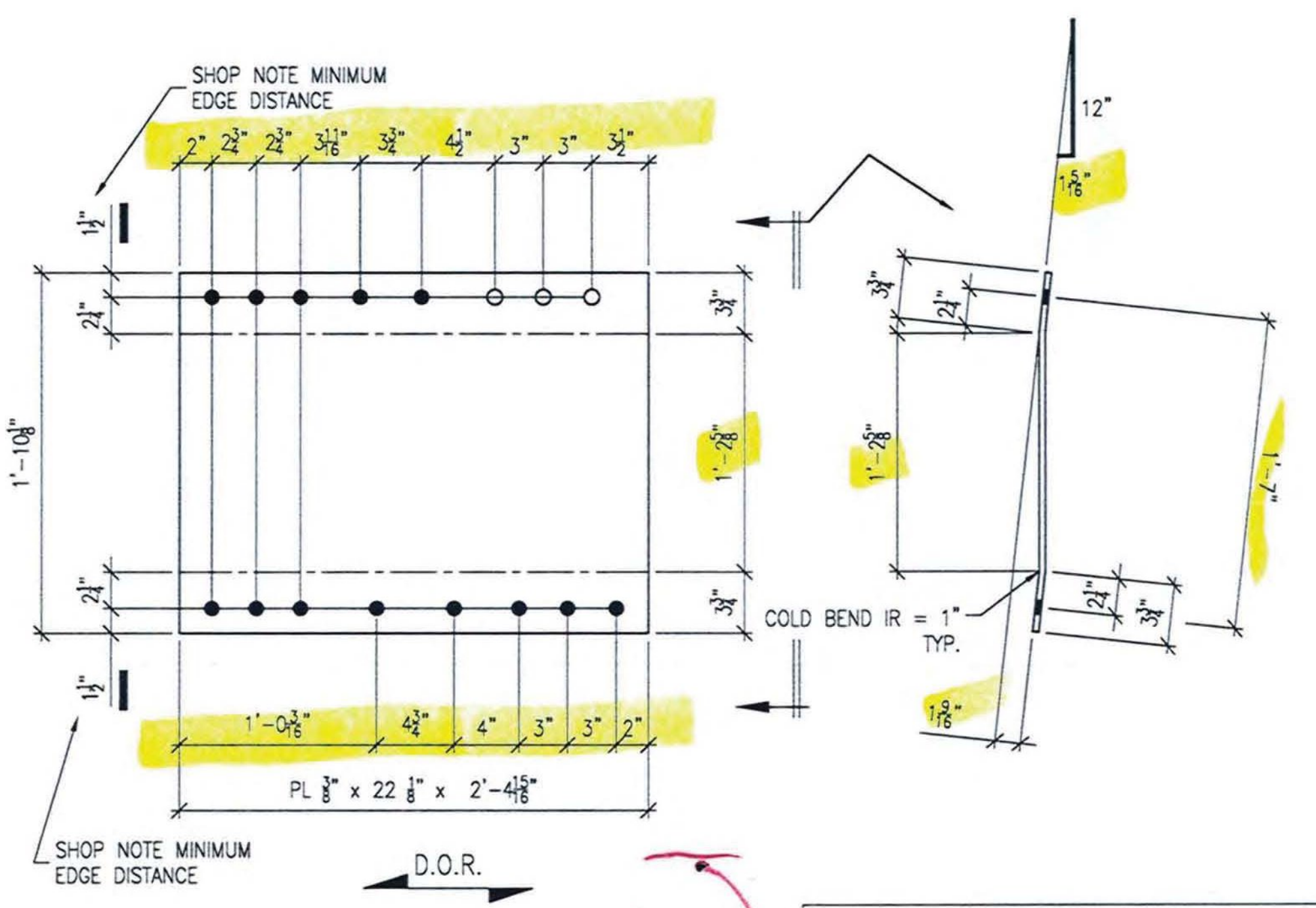
2 REQ'D ~ Mk. x50g
MATERIAL A709-50 T2



2 REQ'D ~ Mk. x50b
MATERIAL A709-50 T2



2 REQ'D ~ Mk. x50c
MATERIAL A709-50 T2



2 REQ'D ~ Mk. x50d
MATERIAL A709-50 T2

- NO EXCEPTION TAKEN
- REJECTED
- MAKE CORRECTIONS NOTED
- REVISE AND RESUBMIT
- SUBMIT SPECIFIED ITEM

CHECKING IS ONLY FOR GENERAL CONFORMANCE WITH THE DESIGN CONCEPT OF THE PROJECT AND GENERAL COMPLIANCE WITH THE INFORMATION GIVEN IN THE CONTRACT DOCUMENTS. ANY ACTION SHOWN IS SUBJECT TO THE REQUIREMENTS OF THE PLANS AND SPECIFICATIONS. CONTRACTOR IS RESPONSIBLE FOR DIMENSIONS WHICH SHALL BE CONFIRMED AND CORRELATED AT THE JOB SITE. FABRICATION PROCESSES AND TECHNIQUES OF CONSTRUCTION, COORDINATION OF HIS WORK WITH THAT OF ALL OTHER TRADES AND THE SATISFACTORY PERFORMANCE OF THE WORK.

5/9/12 BY CHA PXR

- LEGEND:**
- CL = CENTERLINE
 - CTR'D = CENTERED
 - C/C = CENTER TO CENTER
 - FLG = FLANGE
 - TOP = TOP
 - BTM = BOTTOM
 - RDFH = RUNNING DIMENSIONS FROM HERE
 - FIELD BOLTS (QUANTITY) DIAMETER x LENGTH
 - ALTERNATE HOLE DIAMETER
 - TYP = TYPICAL
 - N/S = NEAR SIDE
 - F/S = FAR SIDE
 - B/S = BOTH SIDES
 - BTS = BOLT TO SHIP
 - SHIP'G BOLT = SHIPPING BOLT
 - SHIPPING BOLT
 - D.O.R. = DIRECTION OF ROLL
 - T2 = CHARPY V-NOTCH TESTING REQUIRED
 - F2 = FRACTURE CRITICAL MATERIAL
 - ⊗ = FIELD DRILLED HOLE
 - ⊠ = FIELD DRILLED HOLE

ALL DIMENSIONS HAVE BEEN FIELD VERIFIED
 BY: _____ DATE: _____

NO.	DATE	BY	REVISION
A	04/20/12	RC	FOR APPROVAL

STS STEEL, INC.
 ENGINEERS • FABRICATORS • ERECTORS
 PH: (518) 370-2693 FAX: (518) 370-2696

DRAWING TITLE
UPPER STEEL (STANDARDS)

PROJECT No. US RT 2 BRIDGE No 24 FEDERAL AID No.
 ENGINEER : CHA
 CUSTOMER : Harrison & Burrows Bridge Constructors, Inc.
 PROJECT : RICHMOND, VT - TRUSS BRIDGE REHAB
 RICHMOND, VT

HOLES: 15/16" U.N.O. PAINT: PER SPEC DATE: 03/22/12
 BOLTS: A325 U.N.O. DR.BY: PG JOB NO. 1156
 WELDS: AWS D1.5 CHK.BY: SG DWG NO. x50

ALL HOLES TO BE PUNCHED