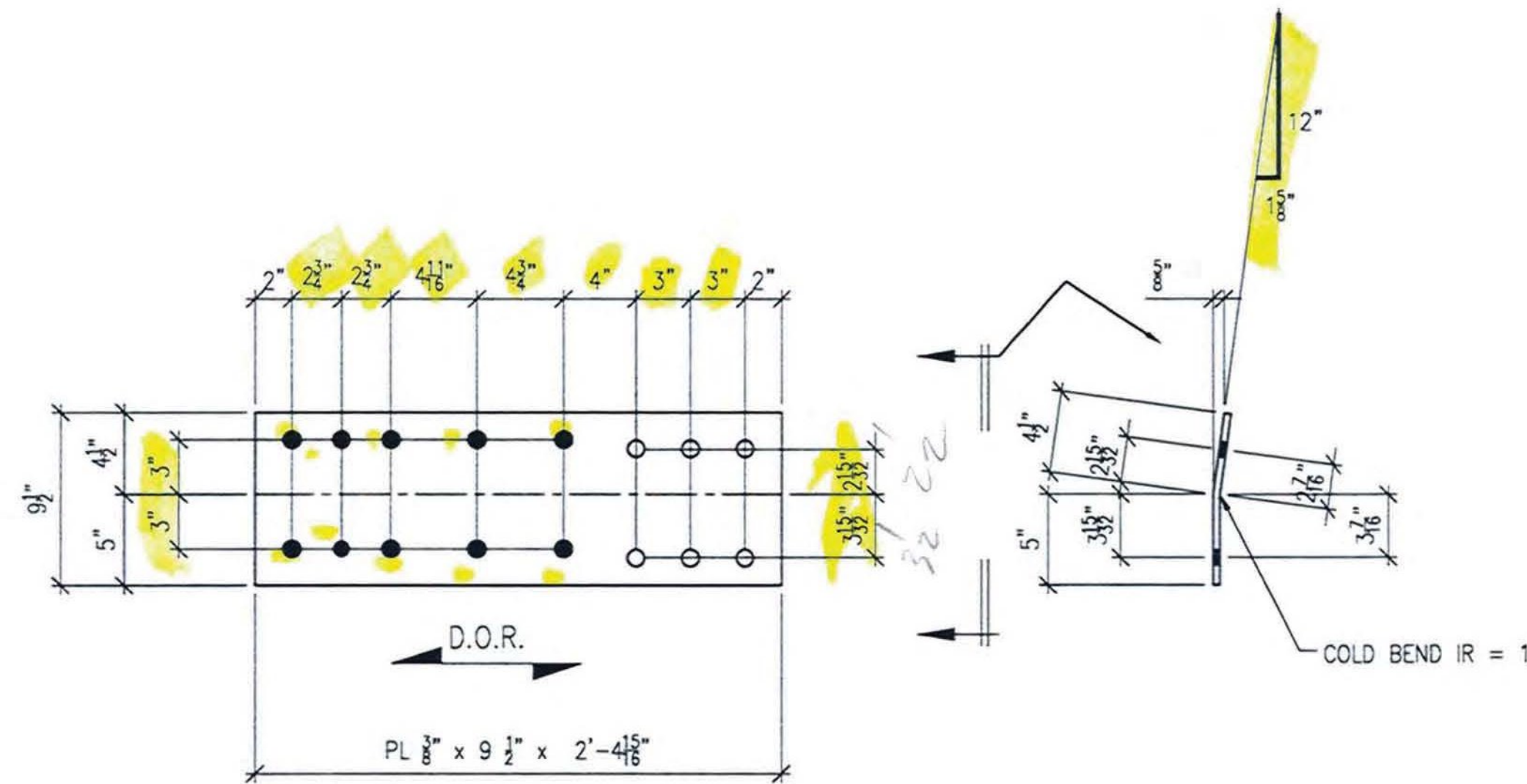


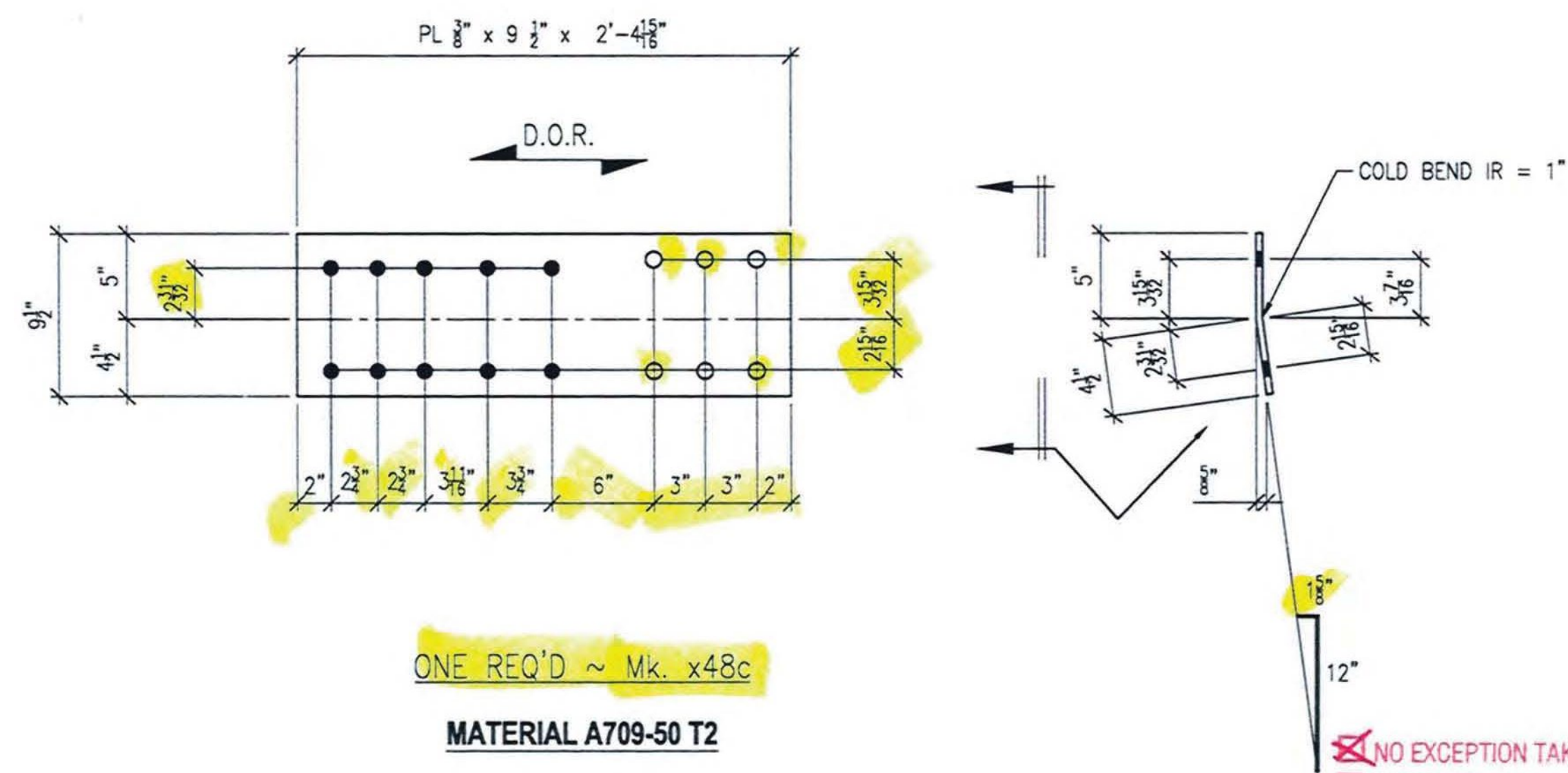
ONE REQ'D ~ Mk. x48c

MATERIAL A709-50 T2



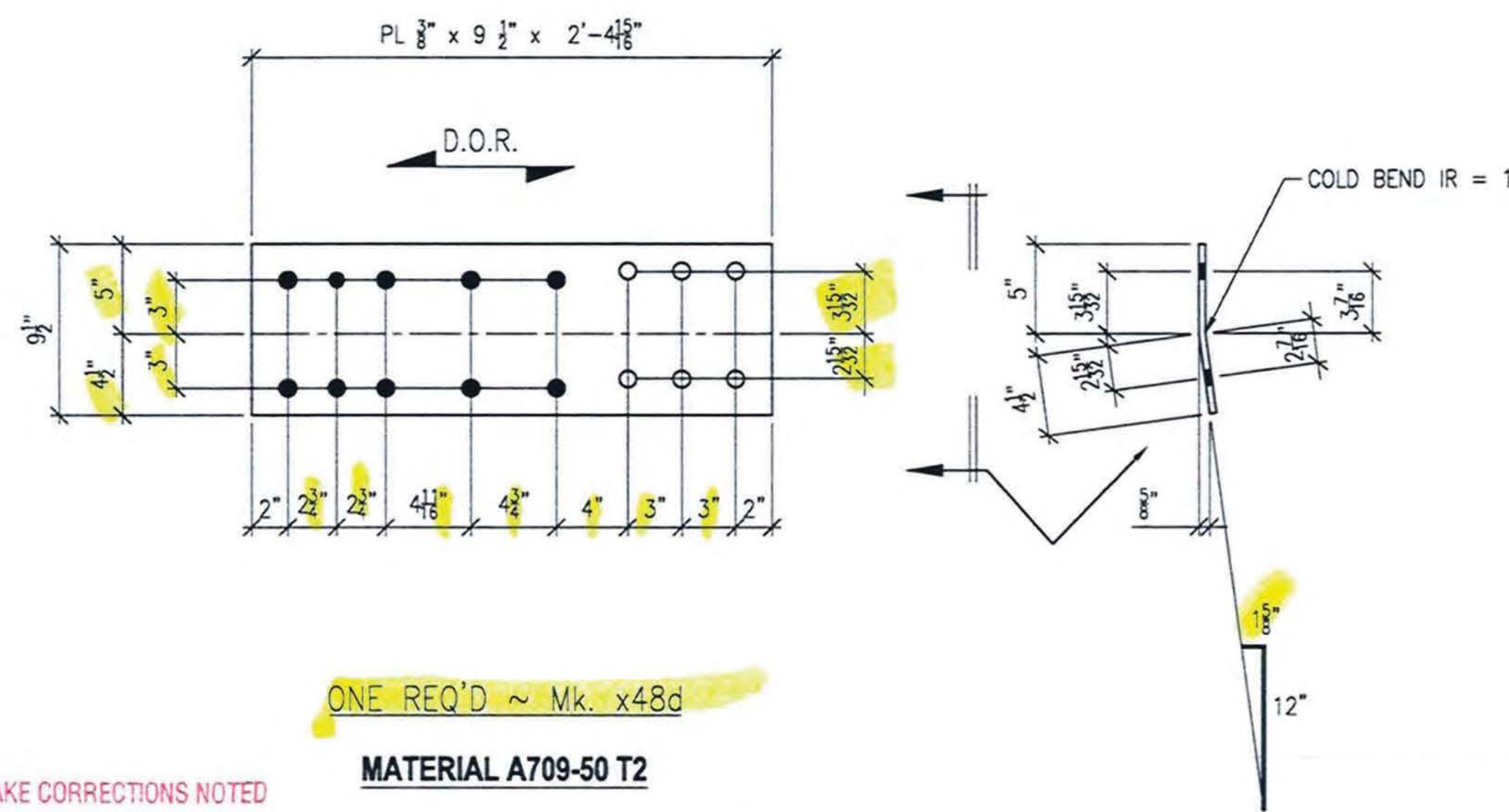
ONE REQ'D ~ Mk. x48b

MATERIAL A709-50 T2



ONE REQ'D ~ Mk. x48c

MATERIAL A709-50 T2



ONE REQ'D ~ Mk. x48d

MATERIAL A709-50 T2

- LEGEND:**
- ⊕ = CENTERLINE
 - CTR'D = CENTERED
 - C/C = CENTER TO CENTER
 - FLG = FLANGE
 - TOP = TOP
 - BTM = BOTTOM
 - RDFH = RUNNING DIMENSIONS FROM HERE
 - = FIELD BOLTS (QUANTITY) DIAMETER x LENGTH
 - ⊕ = ALTERNATE HOLE DIAMETER
 - TYP = TYPICAL
 - N/S = NEAR SIDE
 - F/S = FAR SIDE
 - B/S = BOTH SIDES
 - BTS = BOLT TO SHIP
 - SHPG BOLT = SHIPPING BOLT
 - ◇ = SHIPPING BOLT
 - D.O.R. = DIRECTION OF ROLL
 - T2 = CHARPY V-NOTCH TESTING REQUIRED
 - F2 = FRACTURE CRITICAL MATERIAL
 - ⊗ = FIELD DRILLED HOLE
 - ⊗ = FIELD DRILLED HOLE

- NO EXCEPTION TAKEN
- MAKE CORRECTIONS NOTED
- REJECTED
- REVISE AND RESUBMIT
- SUBMIT SPECIFIED ITEM

CHECKING IS ONLY FOR GENERAL CONFORMANCE WITH THE DESIGN CONCEPT OF THE PROJECT AND GENERAL COMPLIANCE WITH THE INFORMATION GIVEN IN THE CONTRACT DOCUMENTS. ANY ACTION SHOWN IS SUBJECT TO THE REQUIREMENTS OF THE PLANS AND SPECIFICATIONS. CONTRACTOR IS RESPONSIBLE FOR DIMENSIONS WHICH SHALL BE CONFIRMED AND CORRELATED AT THE JOB SITE; FABRICATION PROCESSES AND TECHNIQUES OF CONSTRUCTION; COORDINATION OF HIS WORK WITH THAT OF ALL OTHER TRADES AND THE SATISFACTORY PERFORMANCE OF THE WORK.

DATE 5/9/12 BY CHA PKR / d

ALL HOLES TO BE PUNCHED

ALL DIMENSIONS HAVE BEEN FIELD VERIFIED
BY: _____ DATE: _____

A	04/20/12	RC	FOR APPROVAL
NO.	DATE	BY	REVISION
STS STEEL, INC. ENGINEERS • FABRICATORS • ERECTORS PH: (518) 370-2693 FAX: (518) 370-2696			
DRAWING TITLE			
UPPER STEEL (STANDARDS)			
PROJECT No. US RT 2 BRIDGE No 24 FEDERAL AID No.			
ENGINEER: CHA			
CUSTOMER: Harrison & Burrows Bridge Constructors, Inc.			
PROJECT: RICHMOND, VT - TRUSS BRIDGE REHAB			
RICHMOND, VT			
HOLS:	15/16" U.N.O.	PAINT:	PER SPEC
BOLTS:	A325 U.N.O.	DR.BY:	PG
WELDS:	AWS D1.5	CHK.BY:	SG
		DATE:	04/09/12
		JOB NO.	1156
		DWG NO.	x48