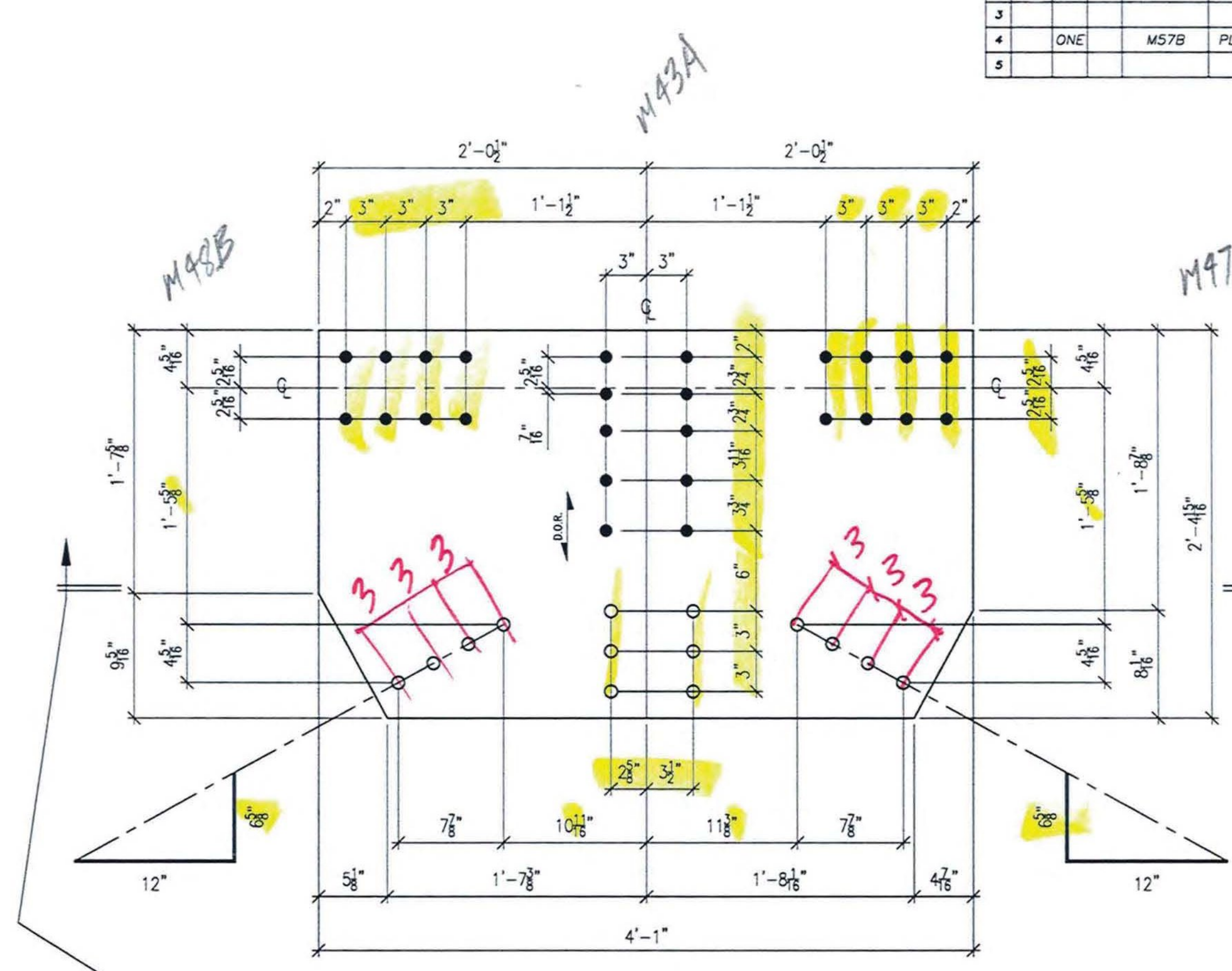
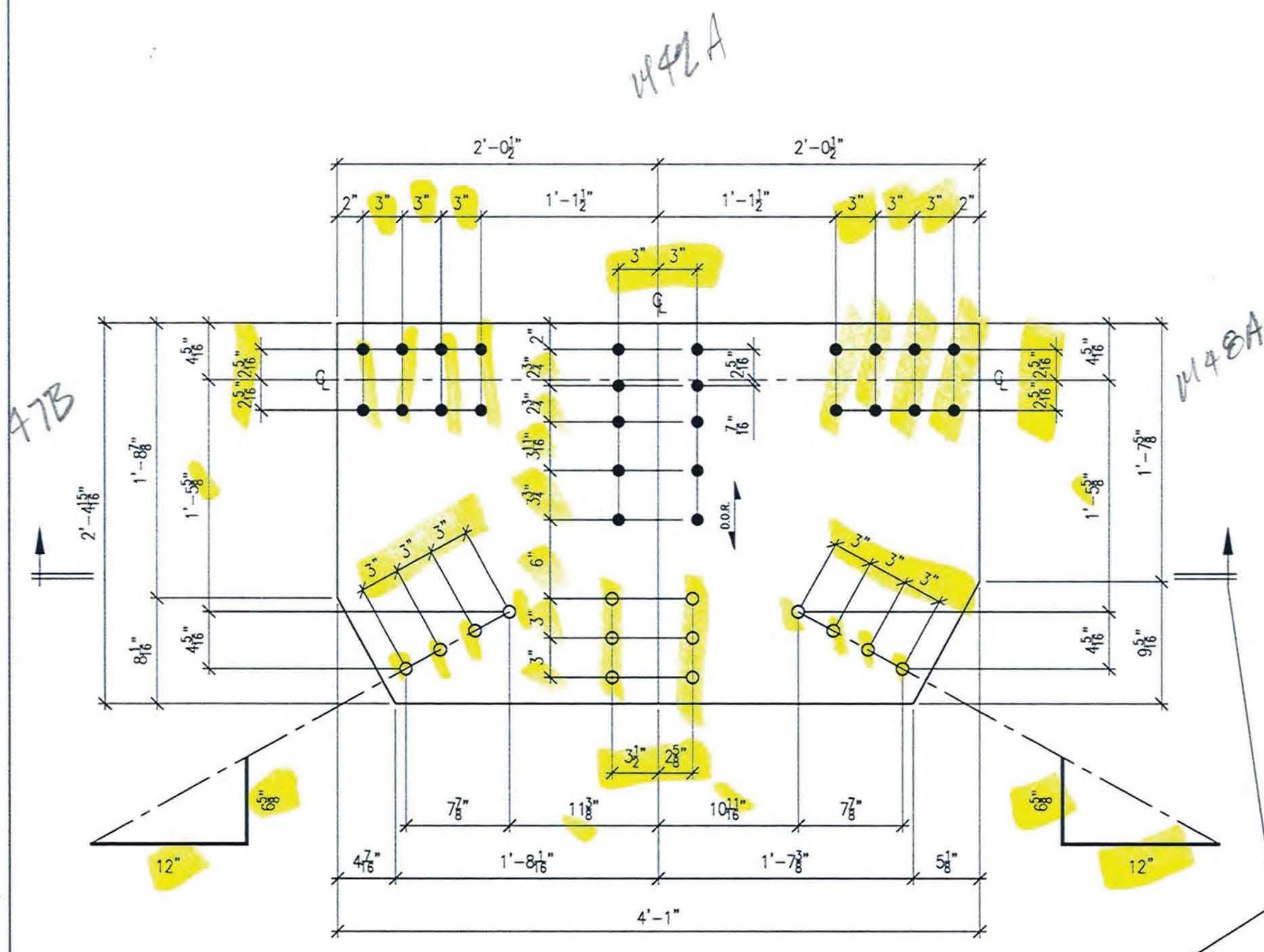


BILL OF MATERIALS												
SHOP BILL								MATERIAL ASTM A709-50 T2 U.N.O.				
LINE	SEQ	SHIPPING PCS	ASSEMBLY PCS	MARK	SHAPE	DESCRIPTION	LENGTH		REMARKS	MATERIAL GRADE	WEIGHT	HEAT NO
							ft	in				
1												
2	ONE			M57A	PL	3/8 x 28 15/16	4	1	←			
3												
4	ONE			M57B	PL	3/8 x 28 15/16	4	1	←			
5												

ALL HOLES TO BE PUNCHED U.N.O.



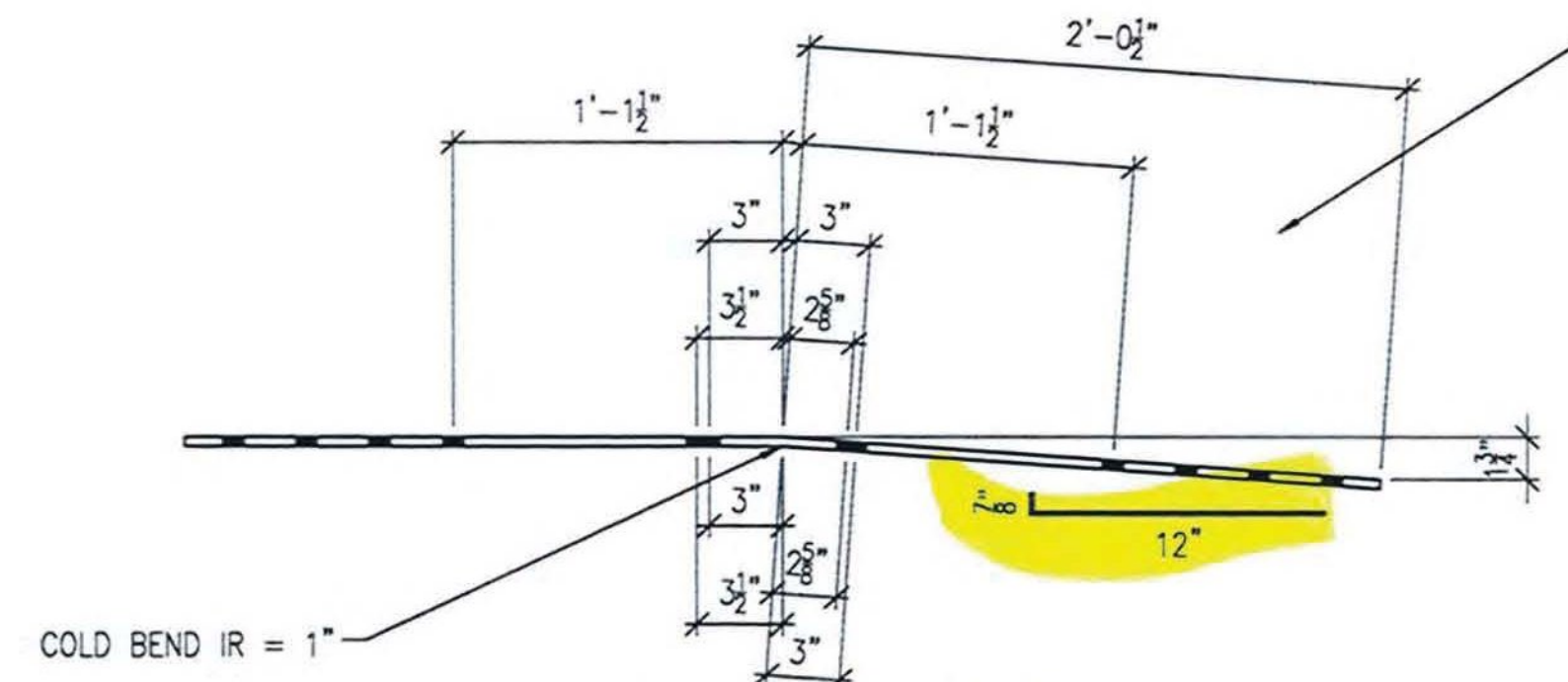
- NO EXCEPTION TAKEN
- REJECTED
- MAKE CORRECTIONS NOTED
- REVISE AND RESUBMIT
- SUBMIT SPECIFIED ITEM

CHECKING IS ONLY FOR GENERAL CONFORMANCE WITH THE DESIGN CONCEPT OF THE PROJECT AND GENERAL COMPLIANCE WITH THE INFORMATION GIVEN IN THE CONTRACT DOCUMENTS. ANY ACTION SHOWN IS SUBJECT TO THE REQUIREMENTS OF THE PLANS AND SPECIFICATIONS. CONTRACTOR IS RESPONSIBLE FOR DIMENSIONS WHICH SHALL BE CONFIRMED AND CORRELATED AT THE JOB SITE; FABRICATION PROCESSES AND TECHNIQUES OF CONSTRUCTION; COORDINATION OF HIS WORK WITH THAT OF ALL OTHER TRADES AND THE SATISFACTORY PERFORMANCE OF THE WORK.

DATE 5/9/12 BY CHA PPK / W

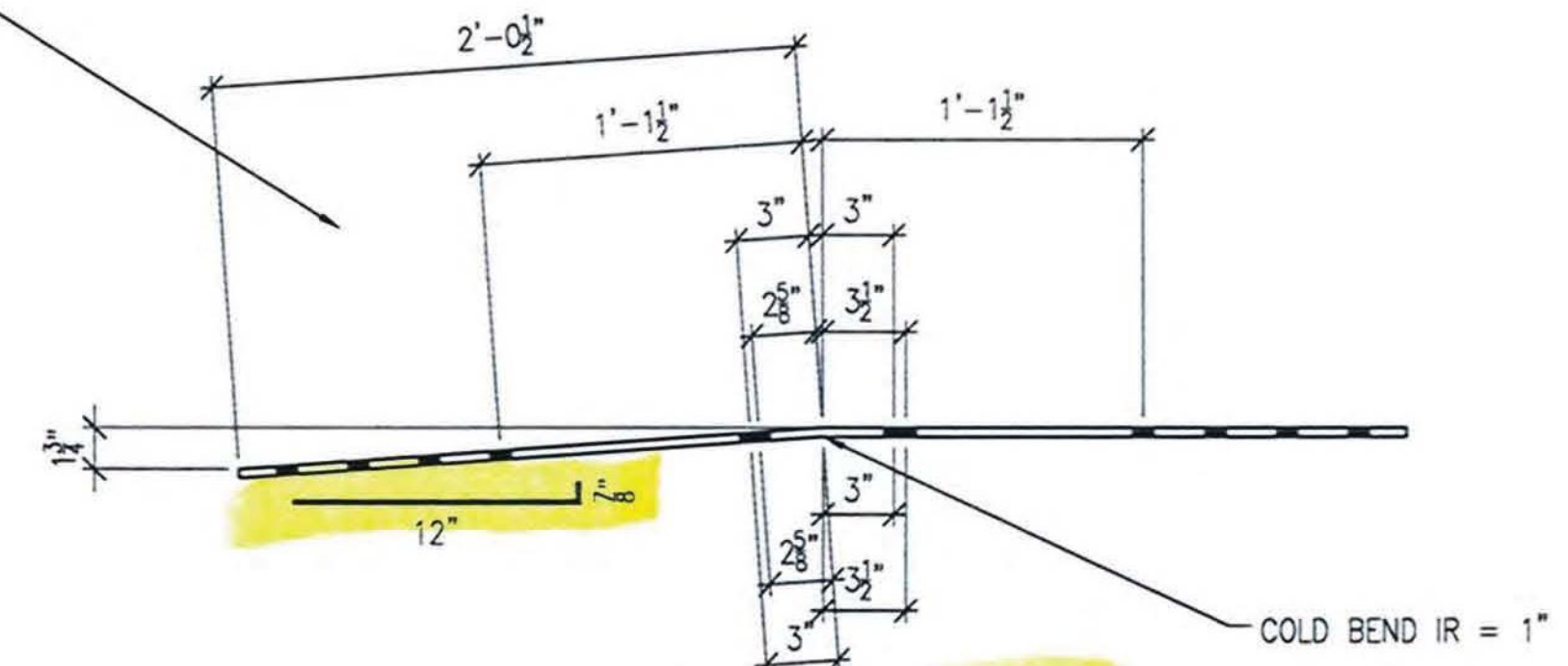
- LEGEND:**
- ⊕ = CENTERLINE
 - CTR'D = CENTERED
 - C/C = CENTER TO CENTER
 - FLG = FLANGE
 - TOP = TOP
 - BTM = BOTTOM
 - RDFH = RUNNING DIMENSIONS FROM HERE
 - = FIELD BOLTS
 - (QUANTITY) DIAMETER x LENGTH
 - ◇ = ALTERNATE HOLE DIAMETER
 - TYP = TYPICAL
 - N/S = NEAR SIDE
 - F/S = FAR SIDE
 - B/S = BOTH SIDES
 - BTS = BOLT TO SHIP
 - SHIP'S BOLT = SHIPPING BOLT
 - ◇ = SHIPPING BOLT
 - D.O.R. = DIRECTION OF ROLL
 - T2 = CHARPY V-NOTCH TESTING REQUIRED
 - F2 = FRACTURE CRITICAL MATERIAL
 - ⊗ = FIELD DRILLED HOLE
 - ⊗ = FIELD DRILLED HOLE

ALL DIMENSIONS HAVE BEEN FIELD VERIFIED
BY: _____ DATE: _____



ONE REQ'D ~ Mk. M57A

LIFTING WEIGHT	?
lbs	



ONE REQ'D ~ Mk. M57B

LIFTING WEIGHT	?
lbs	

- PAINT NOTES:**
- ALL ITEMS THIS SHEET TO RECEIVE UPPER STEEL PAINT SYSTEM PER GN1.
 - CLEAN AND PRIME BOLTED PARTS PRIOR TO ASSEMBLY.
 - PRIMER ONLY, WITHIN 3" FROM ALL OPEN HOLES, (A307) SHIPPING BOLTS AND NUTS OR TO NEAREST EDGE OR PERPENDICULAR SURFACE (WHICHEVER IS LESS) UNLESS SPECIFICALLY NOTED OTHERWISE.
 - ALL TORQUED BOLTS TO RECEIVE COMPLETE PAINT SYSTEM NOTED. NO PAINT ON (A307) SHIPPING BOLTS AND NUTS.

- NOTES:**
- FOR GENERAL NOTES SEE DRAWING GN1.
 - ALL BOLTS THIS SHEET TO BE FULLY TORQUED UNLESS NOTED AS (A307) SHIPPING BOLTS.
 - INSTALL WASHER UNDER HEAD OF BOLT AS WELL AS NUT. ADDITIONAL WASHER IS NOT REQUIRED FOR (A307) SHIPPING BOLTS.
 - ALL HOLES MARKED "⊗" OR "⊗" ARE TO BE FIELD DRILLED HOLES. DO NOT SHOP DRILL.

A	04/26/12	RC	FOR APPROVAL
NO.	DATE	BY	REVISION
STS STEEL, INC. ENGINEERS • FABRICATORS • ERECTORS PH: (518) 370-2693 FAX: (518) 370-2696			
DRAWING TITLE			
UPPER STEEL (U8 & U10)			
PROJECT No. US RT 2 BRIDGE No 24 FEDERAL AID No.			
ENGINEER: CHA			
CUSTOMER: Harrison & Burrows Bridge Constructors, Inc.			
PROJECT: RICHMOND, VT - TRUSS BRIDGE REHAB			
RICHMOND, VT			
HOLE:	15/16" U.N.O.	PAINT:	PER SPEC
BOLTS:	A325 U.N.O.	DR. BY:	RC
WELDS:	AWS D1.5	CHK. BY:	SG
		DATE:	03/01/12
		JOB NO.:	1156
		DWG NO.:	57

