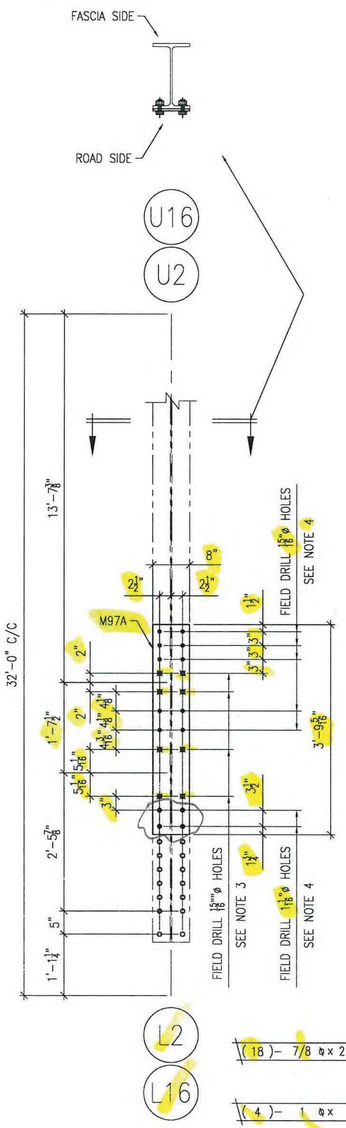

DETAIL 1
(4 LOC'S)

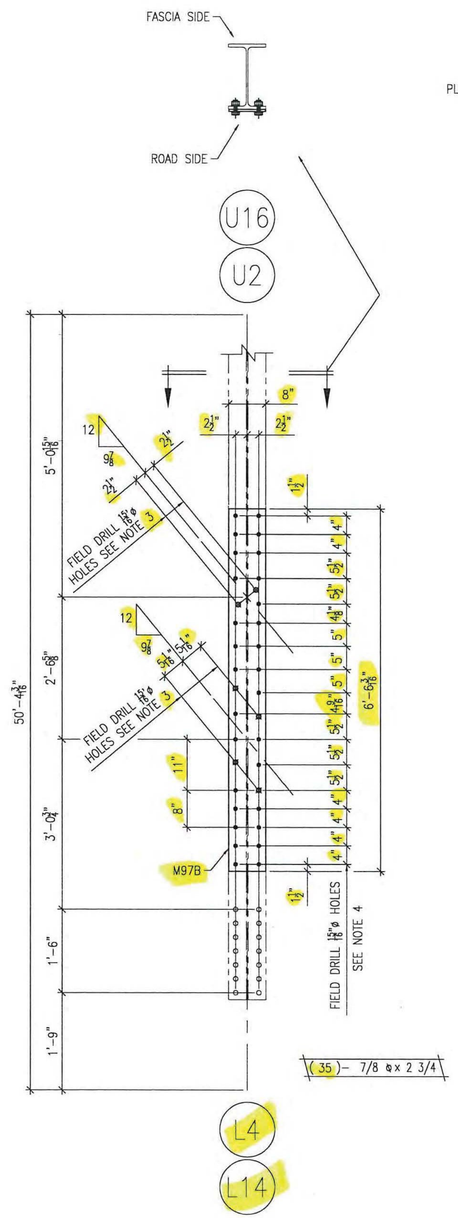

DETAIL 2
(3 LOC'S)

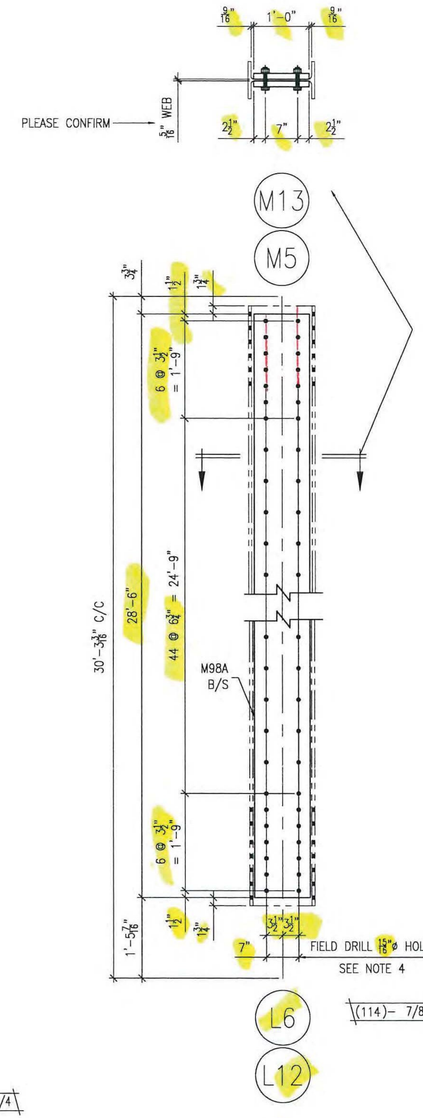

DETAIL 3
(4 LOC'S)

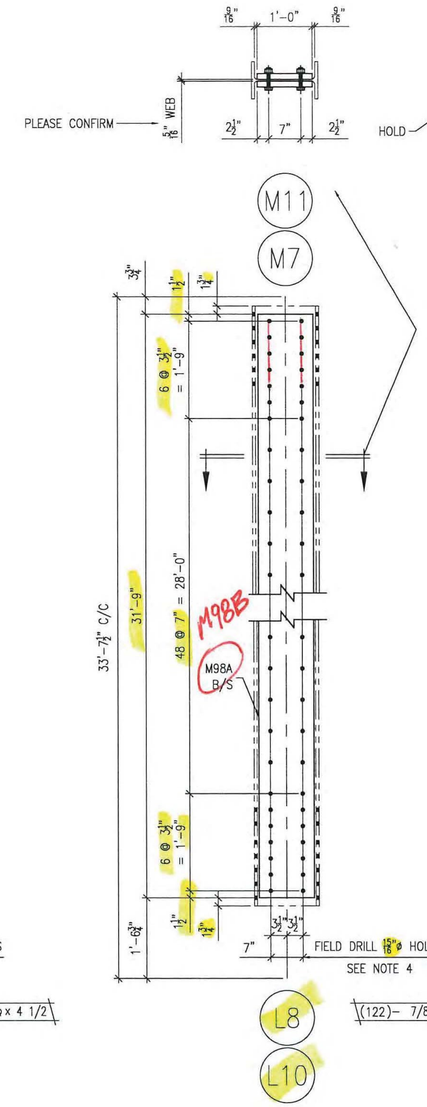

DETAIL 4
(4 LOC'S)

ASTM A325 TYPE 1 FIELD BOLT LIST ~ 7/8"ø BOLTS

REV.	LINE	QUANTITY	DIA.	LENGTH	REMARKS	WEIGHT
	1					
	2	172	7/8	2 3/4"	C/W NUT & 2 WA	
	3	944	7/8	4 1/2"	C/W NUT & 2 WA	
	4					
	5					
	6					
	7					
	8					
	9					
	10					

ALL QUANTITIES ARE EXACT – ADD 5 % AND 10 TO EACH LENGTH

ASTM A490 FIELD BOLT LIST ~ 1"ø BOLTS

REV.	LINE	QUANTITY	DIA.	LENGTH	REMARKS	WEIGHT
	1					
	2	16	1	3"	C/W NUT & 2 WA	
	3					
	4					

☐ NO EXCEPTION TAKEN
☐ REJECTED
☒ MAKE CORRECTIONS NOTED
☐ REVISE AND RESUBMIT
☐ SUBMIT SPECIFIED ITEM

CHECKING IS ONLY FOR GENERAL CONFORMANCE WITH THE DESIGN CONCEPT OF THE PROJECT AND GENERAL COMPLIANCE WITH THE INFORMATION GIVEN IN THE CONTRACT DOCUMENTS. ANY ACTION SHOWN IS SUBJECT TO THE REQUIREMENTS OF THE PLANS AND SPECIFICATIONS. CONTRACTOR IS RESPONSIBLE FOR DIMENSIONS WHICH SHALL BE CONFIRMED AND CORRELATED AT THE JOB SITE; FABRICATION PROCESSES AND TECHNIQUES OF CONSTRUCTION; COORDINATION OF HIS WORK WITH THAT OF ALL OTHER TRADES AND THE SATISFACTORY PERFORMANCE OF THE WORK.

CHA
DATE 5/30/12 BY PKR

LEGEND:
℄ = CENTERLINE
CTR'D = CENTERED
C/C = CENTER TO CENTER
FLG = FLANGE
TOP = TOP
BTM = BOTTOM
RDFH = RUNNING DIMENSIONS FROM HERE
▭ = FIELD BOLTS (QUANTITY) DIAMETER x LENGTH
◇ø = ALTERNATE HOLE DIAMETER
TYP = TYPICAL
N/S = NEAR SIDE
F/S = FAR SIDE
B/S = BOTH SIDES
BTS = BOLT TO SHIP
◇ = TEMPORARY BOLT FOR SHIPPING
D.O.R. → = DIRECTION OF ROLL
T2 = CHARPY V-NOTCH TESTING REQUIRED
F2 = FRACTURE CRITICAL MATERIAL
⊠ = FIELD DRILLED HOLE
⊠ = FIELD DRILLED HOLE

ALL DIMENSIONS HAVE BEEN FIELD VERIFIED
BY: _____ DATE: _____

NOTES:

1. FOR GENERAL NOTES SEE DRAWING GN1.
2. INSTALL WASHER UNDER HEAD OF BOLT AS WELL AS NUT.
3. ALL HOLES MARKED "⊠" OR "⊠" ARE TO BE FIELD DRILLED HOLES IN NEW STEEL TO MATCH EXISTING.
4. FIELD DRILL NEW HOLES IN EXISTING STEEL USING NEW PLATES AS A ONE TIME TEMPLATE.

NO.	DATE	BY	REVISION
A	04/27/12	SG	PRELIMINARY FOR APPROVAL

STS STEEL, INC.
ENGINEERS • FABRICATORS • ERECTORS
PH: (518) 370-2693 FAX: (518) 370-2696

DRAWING TITLE
TRUSS REPAIR (REINFORCING)

PROJECT No. US RT. 2 BRIDGE No 24		FEDERAL AID No.	
ENGINEER :	CHA		
CUSTOMER :	Harrison & Burrowes Bridge Constructors, Inc.		
PROJECT :	RICHMOND, VT – TRUSS BRIDGE REHAB RICHMOND, VT		
HOLES: 15/16"ø U.N.O.	PAINT: PER SPEC	DATE:	04/18/12
BOLTS: A325 U.N.O.	DR.BY: SG	JOB NO.	1156
WELDS: AWS D1.5	CHK.BY: RC	DWG NO.	E4B