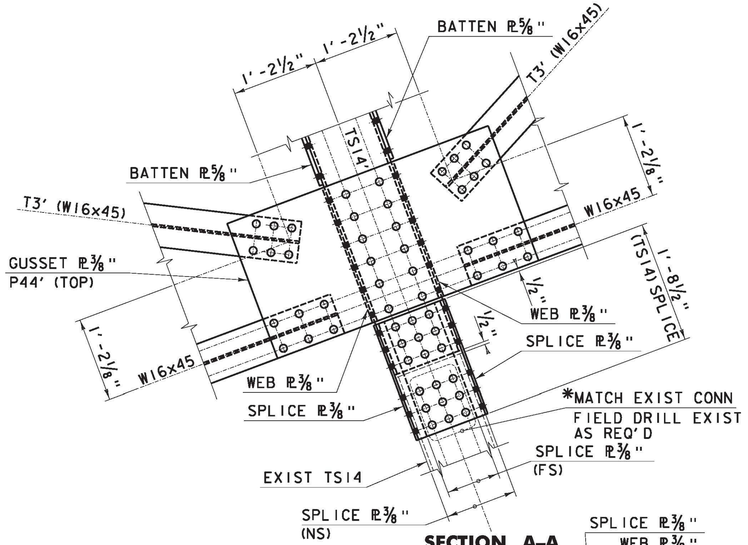

SECTION A-A

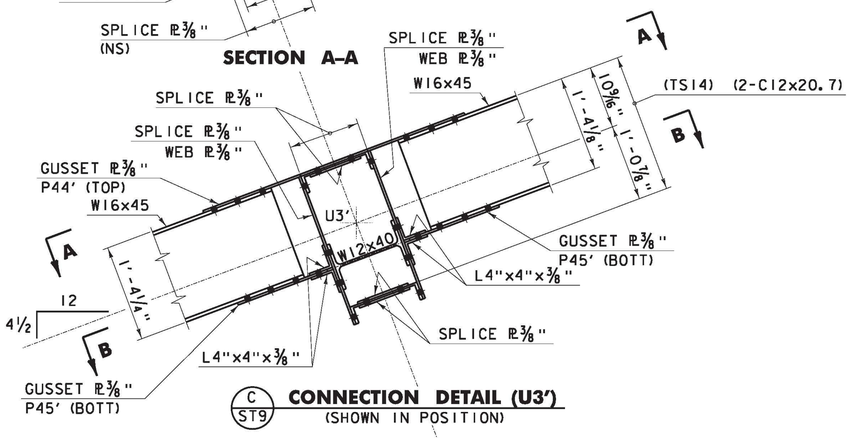

C ST9 **CONNECTION DETAIL (U3')**
(SHOWN IN POSITION)

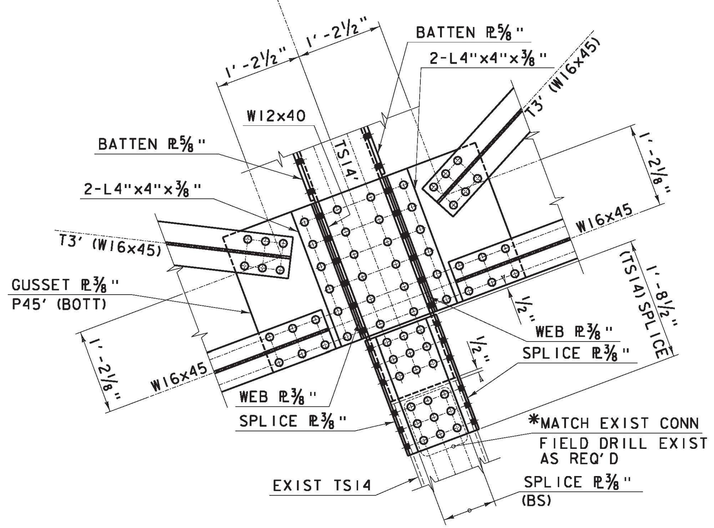

SECTION B-B

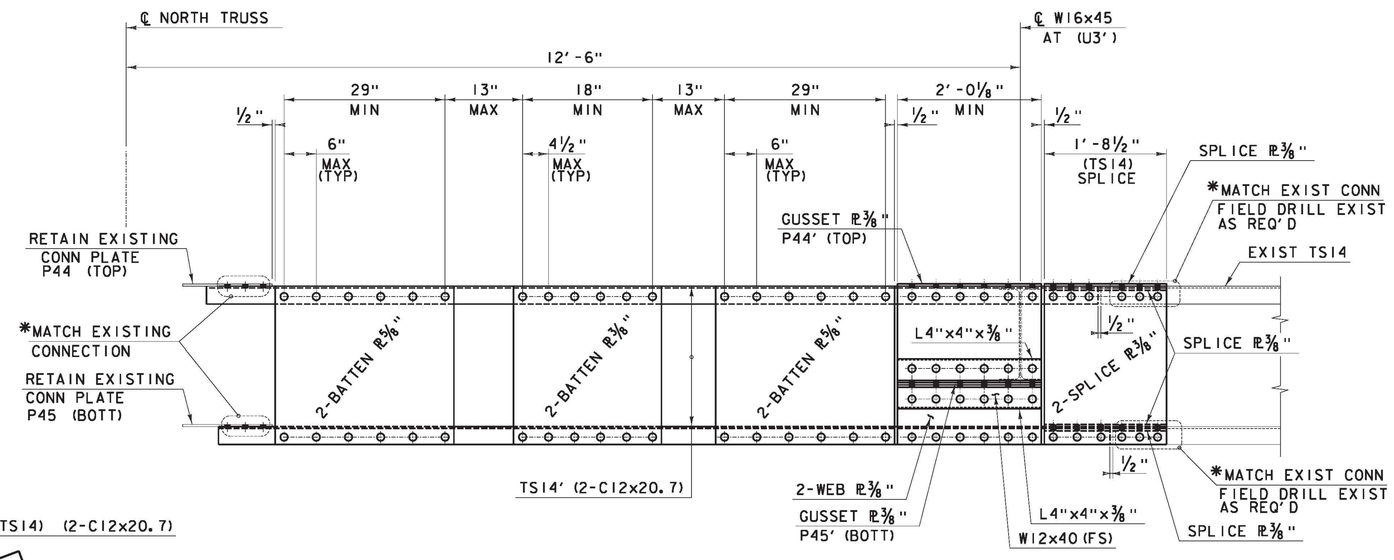

D ST9 **CONNECTION DETAIL (TS14')**

NOTES:

1. FOR FRAMING PLAN AND SECTIONS, SEE DWG NO ST1 & ST9.
2. FOR ADDITIONAL INFORMATION, SEE SHEET E1,1,7,16 & 19 FROM THE 1929 FABRICATION DRAWINGS.
3. MEMBER DESIGNATIONS TAKEN FROM 1929 FABRICATION DRAWINGS

* -SEE CONNECTION INSTALLATION METHODS, DWG S2.

0 1 2
SCALE 1" =1'-0"

CONNECTION DETAIL AT U3'	PROJECT NAME: RICHMOND	
	PROJECT NUMBER: STP-RS 0284(11)	
	FILE NAME: 02A014.dgn	PLOT DATE: 3/14/2013
	PROJECT LEADER: DJV	DRAWN BY: PKR
	DESIGNED BY: RH	CHECKED BY: VC/KM
	DWG. NO.: ST11	SHEET X OF X

FILE NAME = V:\Projects\ANY\K2\22076\CADD_MSTN\BRIDGE WORK\WBS (1-16) BRIDGE DESIGN\x98a892_top_1st_dtl_018.dgn
DATE/TIME = 3/14/2013
USER = 3219