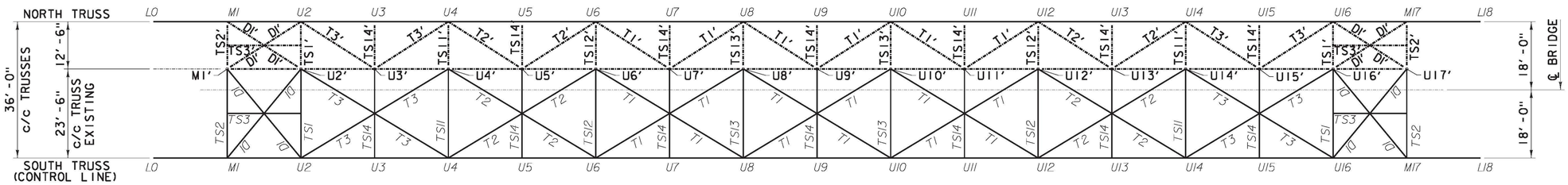

TOP LATERAL BRACING FRAMING PLAN

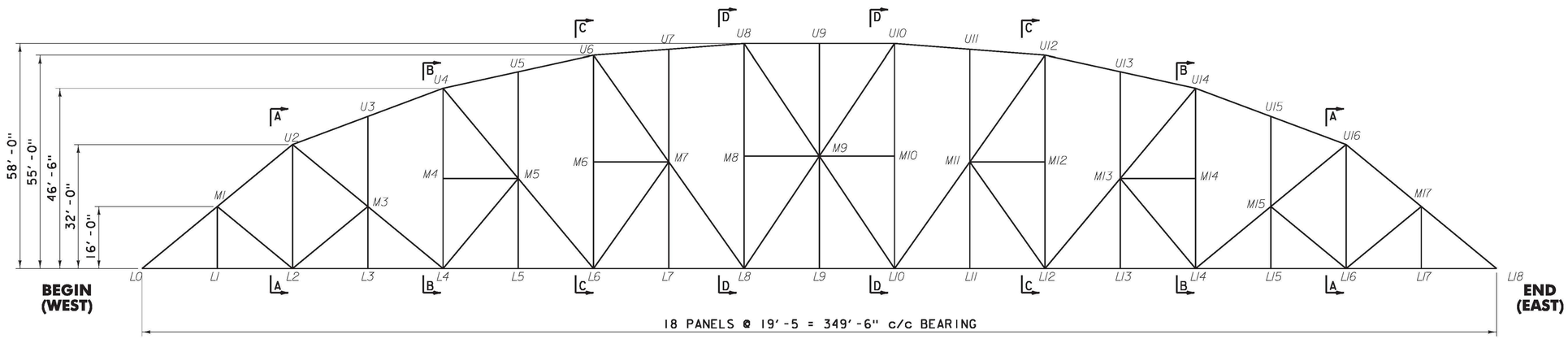

TRUSS ELEVATION

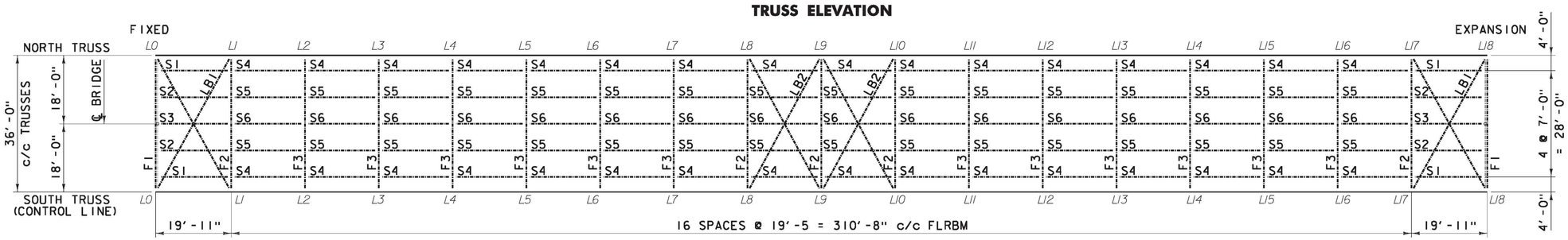

FLOORBEAM PLAN

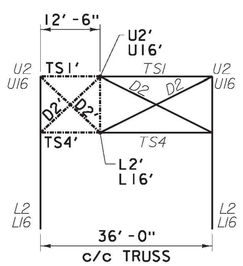

SECTION A–A

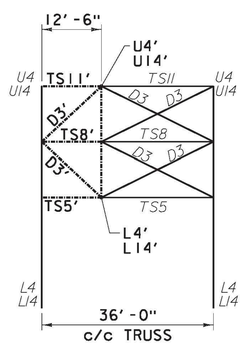

SECTION B–B

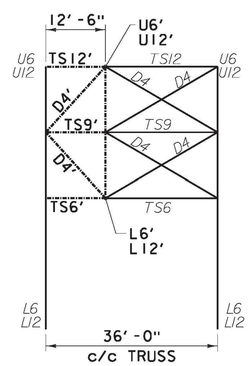

SECTION C–C

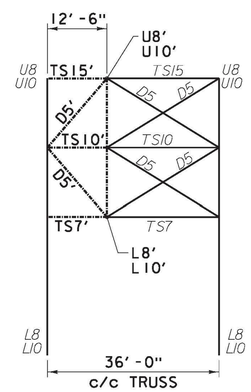

SECTION D–D

LEGEND

EXISTING MEMBER TO REMAIN (CLEAN TO BARE METAL IN ACCORDANCE WITH ITEM 513.41, SURFACE PREPARATION, FIELD AND REPAINT IN ACCORDANCE WITH ITEM 513.30, STRUCTURAL PAINTING, (FIELD APPLIED).

NEW STEEL, STRUCTURAL STEEL, ROLLED BEAM.

NOTES

1. MEMBER DESIGNATIONS ARE TAKEN FROM 1929 FABRICATION DRAWINGS.

0 30 60
SCALE 1'=30'-0"

FRAMING PLAN AND ELEVATION

PROJECT NAME: RICHMOND	
PROJECT NUMBER: STP-RS 0284(11)	
FILE NAME: 22076_frm_st1_01.dgn	PLOT DATE: 3/14/2013
PROJECT LEADER: DJV	DRAWN BY: PKR
DESIGNED BY: RH	CHECKED BY: VC/KM
DWG. NO.: ST1	SHEET X OF X

FILE NAME = V:\Projects\ANY\K2\22076\CADD_MSTN\BRIDGE WORK\MBS (1-16) BRIDGE DESIGN\s98c092_frm_st1_01.dgn
DATE/TIME = 3/14/2013
USER = 3215