

646.406 DURABLE 4 INCH WHITE LINE, RECESSED POLYUREA
 (ALL LINES WILL INCLUDE EDGE LINE BREAKS AND RADIUS FOR TOWN HIGHWAYS)
 RICHMOND:
 STA 41+00.00 - STA 46+00.00 EDGE LINE LT & RT

646.416 DURABLE 4 INCH YELLOW LINE, RECESSED POLYUREA
 (ALL LINES WILL INCLUDE C/L BREAKS FOR TOWN HIGHWAYS) S=SOLID, D=DASHED
 RICHMOND:
 STA 41+00.00 - STA 41+80.00 LT @ RT
 STA 41+00.00 - STA 46+00.00 S - S
 STA 42+45.00 - STA 46+00.00 S - S

646.602 TEMPORARY 4 INCH WHITE LINE, PAINT
 (ALL LINES WILL INCLUDE EDGE LINE BREAKS AND RADIUS FOR TOWN HIGHWAYS)
 RICHMOND:
 STA 41+00.00 - STA 46+00.00 EDGE LINE LT & RT

646.612 TEMPORARY 4 INCH YELLOW LINE, PAINT
 (ALL LINES WILL INCLUDE C/L BREAKS FOR TOWN HIGHWAYS) S=SOLID, D=DASHED
 RICHMOND:
 STA 41+00.00 - STA 46+00.00 LT @ RT
 S - S

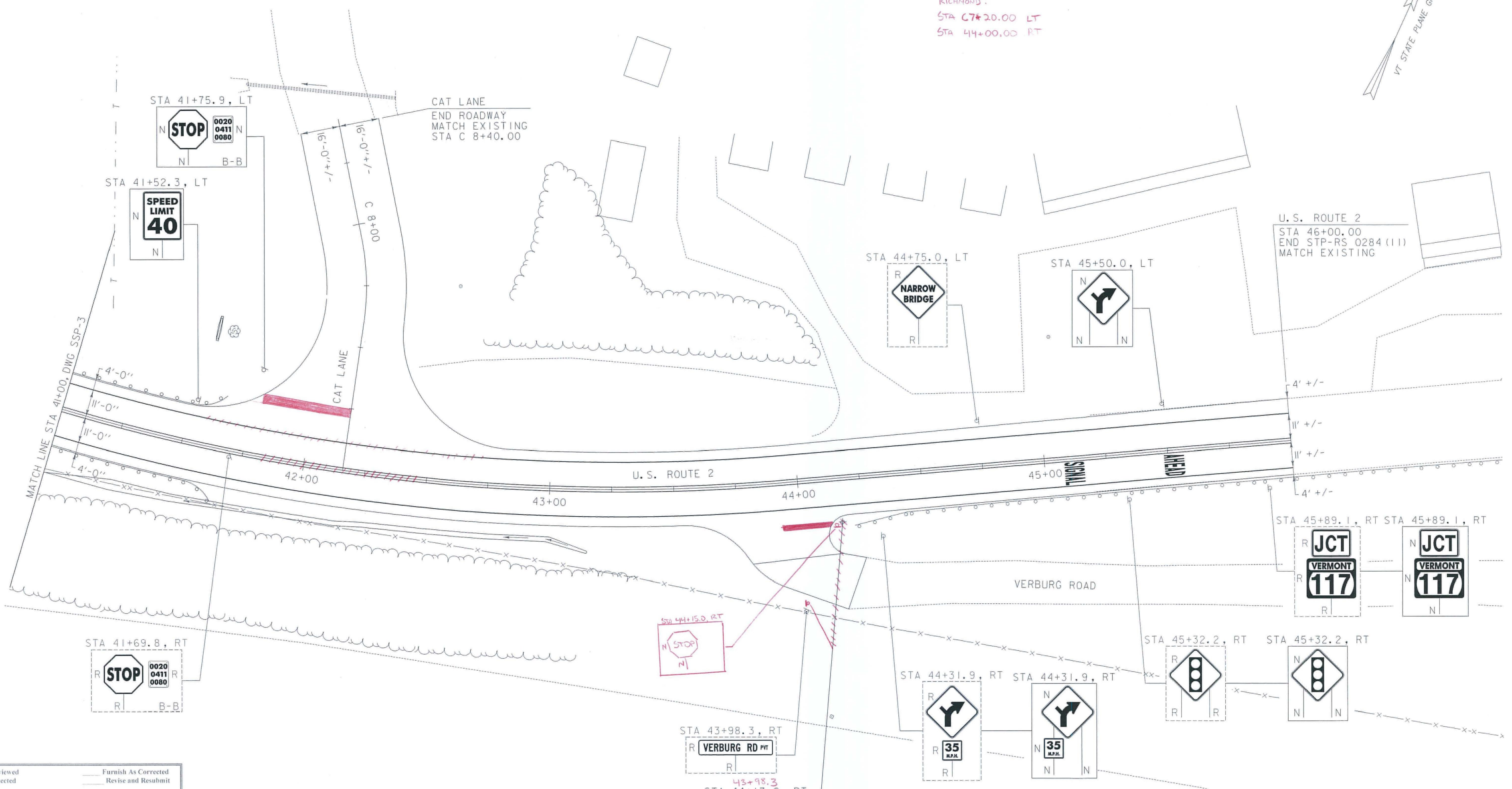
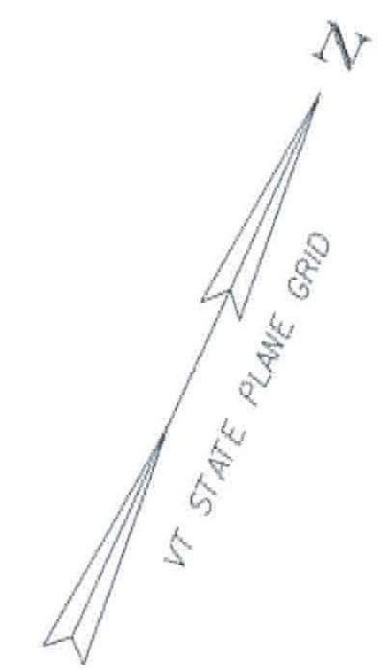
646.491 DURABLE LETTER OR SYMBOL, TYPE I TAPE
 RICHMOND:
 STA 45+12.0 RT, "S,I,G,N,A,L" (6 EA)
 STA 45+52.4 RT, "A,H,E,A,D" (5 EA)

646.692 TEMPORARY LETTER OR SYMBOL, PAINT
 RICHMOND:
 STA 45+12.0 RT, "S,I,G,N,A,L" (18 EA)
 STA 45+52.4 RT, "A,H,E,A,D" (15 EA)

646.481 24 INCH STOP BAR, TYPE I TAPE
 RICHMOND:
 STA 47+20.00 LT
 STA 44+00.00 RT

675.50 REMOVING SIGNS
 AS SHOWN - 9

STA 41+00.00 - STA 41+55.00 EDGE LINE LT
 STA 42+75.00 - STA 46+00.00 EDGE LINE LT



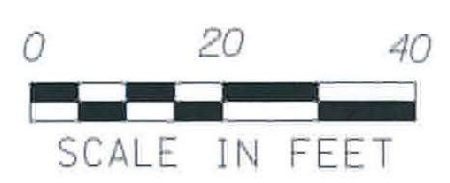
X Reviewed	Furnish As Corrected
Rejected	Revise and Resubmit

This review is only for general conformance with the design concept and the information given in the Construction Documents. Corrections or comments made on the shop drawings during the review do not relieve the Contractor from compliance with the requirements of the Plans and Specifications. Review of a specific item shall not include review of an assembly of which an item is a component. The Contractor is responsible for dimensions to be confirmed and corrected at the job site; information that pertains solely to the fabrication process or to the means, methods, techniques, sequences and procedures of construction; coordination of the work with that of other trades and performing all work in a safe and satisfactory manner.

Drawn April 21, 2011
 By: J. Santacruz

McFarland Johnson

SIGN LEGEND
 R = REMOVE
 S = SALVAGE
 N = NEW
 RET = RETAIN
 B-B = BACK TO BACK
 EXISTING = - - - - -
 NEW = _____



SIGNING & STRIPING SHEET #4

PROJECT NAME: RICHMOND
 PROJECT NUMBER: STP-RS 0284(II)
 FILE NAME:
 PROJECT LEADER: D.E.G.
 DESIGNED BY: B.T.H.
 DWG. NO.: SSP-4

PLOT DATE: 4/20/2011
 DRAWN BY: C.A.K.
 CHECKED BY: D.E.G.
 SHEET 5 OF 11

FILE NAME: v:\projects\enr\4222076\cedd\mstn\wbs (1-18) striping\z90c092.ssp-04-18.dgn
 DATE/TIME: 4/20/2011 10:58:00 AM
 USER: jbs