

675.50 REMOVING SIGNS
AS SHOWN - 14

646.48 DURABLE 24 INCH STOP BAR, TYPE ITAPE
RICHMOND:
STA K I+26.0 LT
STA JB I20+25.0 LT

646.682 TEMPORARY 24 INCH STOP BAR, PAINT
RICHMOND:
STA K I+26.0 LT
STA JB I20+25.0 LT

646.49 DURABLE LETTER OR SYMBOL, TYPE ITAPE
RICHMOND:
STA K I+35.0 LT, "S,T,O,P" (4 EA)
STA JB I20+35.0 LT, "S,T,O,P" (4 EA)

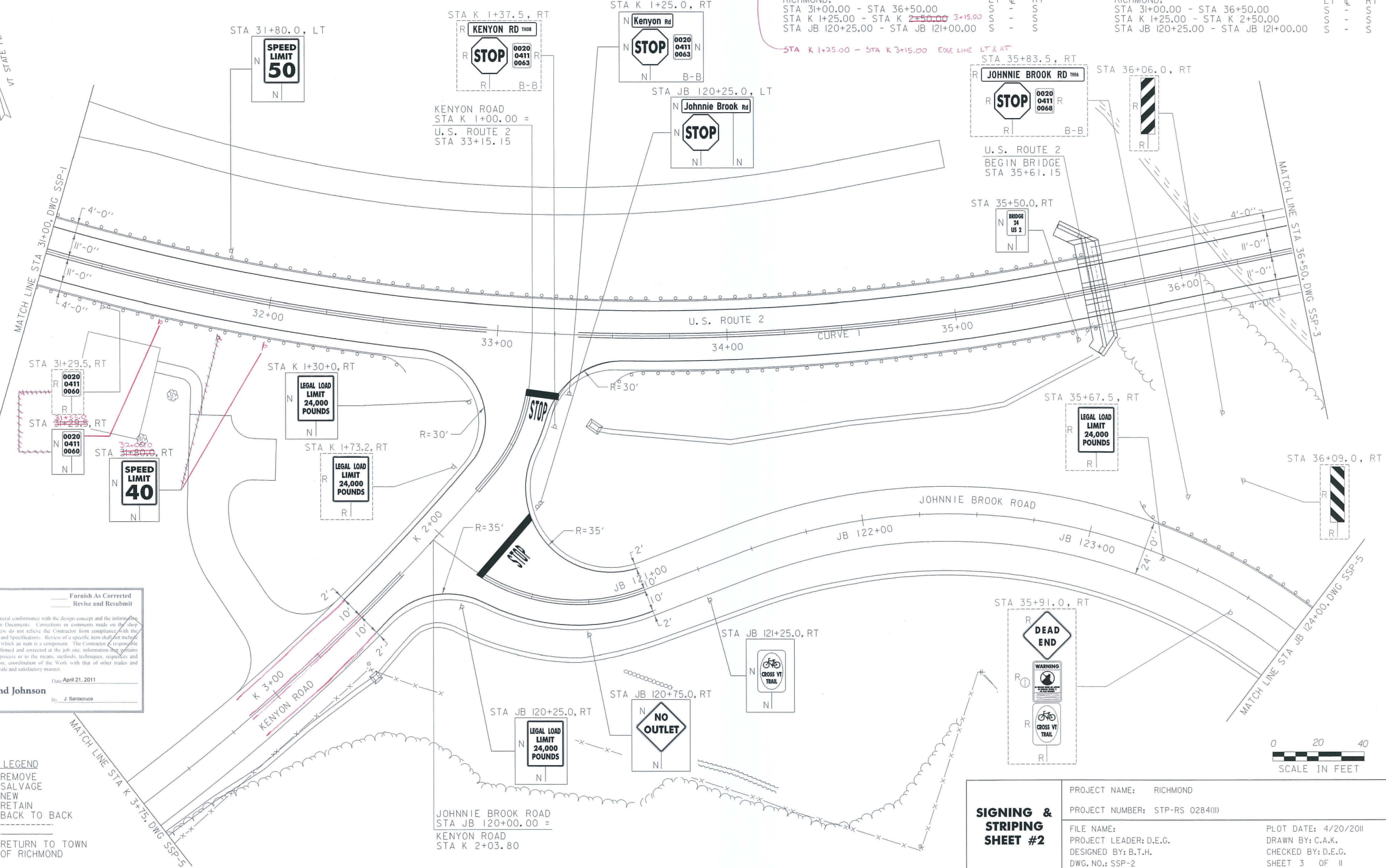

646.692 TEMPORARY LETTER OR SYMBOL, PAINT
RICHMOND:
STA K I+35.0 LT, "S,T,O,P" (8 EA)
STA JB I20+35.0 LT, "S,T,O,P" (8 EA)

646.406 DURABLE 4 INCH WHITE LINE, RECESSED POLYUREA
(ALL LINES WILL INCLUDE EDGE LINE BREAKS AND
RADIUS FOR TOWN HIGHWAYS)

RICHMOND:
STA 3I+00.00 - STA 36+50.00 EDGE LINE LT & RT
STA 3I+25.00 - STA 36+50.00 EDGE LINE LT & RT
646.416 DURABLE 4 INCH YELLOW LINE, RECESSED POLYUREA
(ALL LINES WILL INCLUDE C/L BREAKS FOR
TOWN HIGHWAYS) S=SOLID, D=DASHED
RICHMOND:
STA 3I+00.00 - STA 36+50.00 S - S
STA K I+25.00 - STA K 2+15.00 S - S
STA JB I20+25.00 - STA JB I21+00.00 S - S

646.602 TEMPORARY 4 INCH WHITE LINE, PAINT
(ALL LINES WILL INCLUDE EDGE LINE BREAKS AND
RADIUS FOR TOWN HIGHWAYS)

RICHMOND:
STA 3I+00.00 - STA 36+50.00 EDGE LINE LT & RT
RICHMOND:
STA 3I+00.00 - STA 36+50.00 LT @ RT
STA K I+25.00 - STA K 2+50.00 S - S
STA JB I20+25.00 - STA JB I21+00.00 S - S



| | | | |
|---|----------|---|----------------------|
| X | Reviewed | — | Furnish As Corrected |
| — | Rejected | — | Revise and Resubmit |

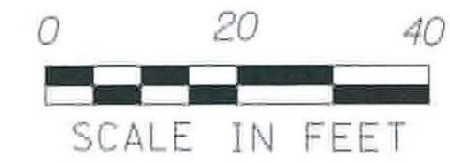
This review is only for general conformance with the design concept and the information given in the Construction Documents. Corrections or omissions made on the shop drawings during the review do not relieve the Contractor from compliance with the requirements of the Plans and Specifications. Review of a specific item shall not include review of an assembly of which an item is a component. The Contractor is responsible for dimensions to be confirmed and corrected at the job site. Information that pertains solely to the fabrication process or to the means, methods, techniques, sequences and procedures of construction, coordination of the Work with that of other trades and performing all Work in a safe and satisfactory manner.

Date: April 21, 2011
 By: J. Santecruce
 McFarland Johnson

- SIGN LEGEND**
- R = REMOVE
 - S = SALVAGE
 - N = NEW
 - RET = RETAIN
 - B-B = BACK TO BACK
 - EXISTING = ———
 - NEW = - - - - -
 - Ⓢ = RETURN TO TOWN OF RICHMOND

SIGNING & STRIPING SHEET #2

| | |
|----------------------------------|----------------------|
| PROJECT NAME: RICHMOND | PLOT DATE: 4/20/2011 |
| PROJECT NUMBER: STP-RS 0284(III) | DRAWN BY: C.A.K. |
| FILE NAME: | CHECKED BY: D.E.G. |
| PROJECT LEADER: D.E.G. | SHEET 3 OF 11 |
| DESIGNED BY: B.T.H. | |
| DWG. NO.: SSP-2 | |



FILE NAME: v:\projects\enr\2011\20110420\mstr\ubbs (1-18) striping\2011-ssp-02-1b.dwg
 DATE/TIME: 4/20/2011
 USER: 3086