

646.406 DURABLE 4 INCH WHITE LINE, RECESSED POLYUREA
 (ALL LINES WILL INCLUDE EDGE LINE BREAKS AND
 RADIUS FOR TOWN HIGHWAYS)
 RICHMOND:
 STA 28+50.00 - STA 31+00.00 EDGE LINE LT & RT

646.416 DURABLE 4 INCH YELLOW LINE, RECESSED POLYUREA
 (ALL LINES WILL INCLUDE C/L BREAKS FOR
 TOWN HIGHWAYS) S=SOLID, D=DASHED
 RICHMOND:
 STA 28+50.00 - STA 31+00.00

LT C RT
 S - S

646.602 TEMPORARY 4 INCH WHITE LINE, PAINT
 (ALL LINES WILL INCLUDE EDGE LINE BREAKS AND
 RADIUS FOR TOWN HIGHWAYS)
 RICHMOND:
 STA 28+50.00 - STA 31+00.00 EDGE LINE LT & RT

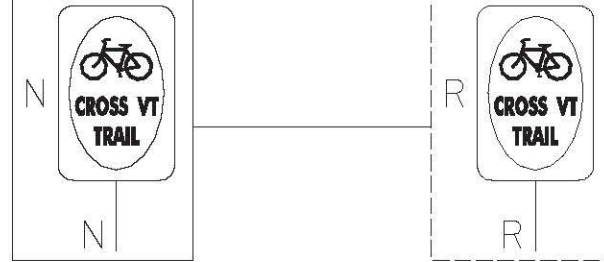
646.612 TEMPORARY 4 INCH YELLOW LINE, PAINT
 (ALL LINES WILL INCLUDE C/L BREAKS FOR
 TOWN HIGHWAYS) S=SOLID, D=DASHED
 RICHMOND:
 STA 28+50.00 - STA 31+00.00

LT C RT
 S - S

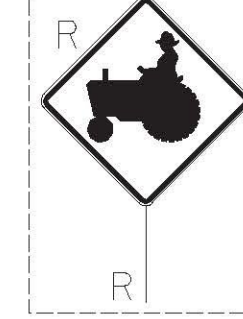
675.50 REMOVING SIGNS
 AS SHOWN - 3

U.S. ROUTE 2
 STA 28+50.00
 BEGIN STP-RS 0284 (II)
 MATCH EXISTING

STA 28+25.0, LT STA 28+25.0, LT



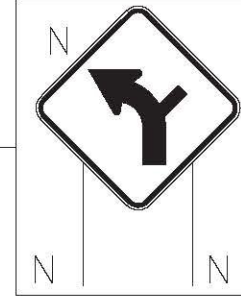
STA 29+82.0, LT




STA 29+75.0, LT



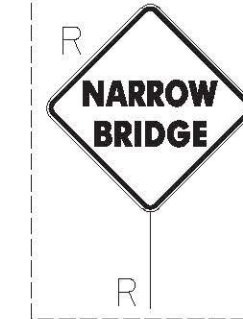
STA 25+25.0, RT



STA 27+20.0, RT



STA 29+25.0, RT



26+00

27+00

4' +/-

11' +/-

4' +/-

29+00

U.S. ROUTE 2

30+00

4'-0"

11'-0"

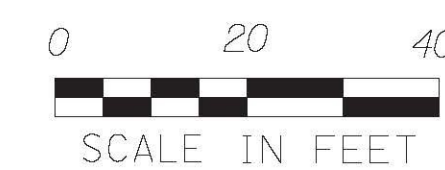
11'-0"

4'-0"

MATCH LINE STA 31+00, DWG SSP-2

FILE NAME = v:\projects\m\2\22076\0000\mstr\mbs (1-18) striping\z30a092.asp_01_18.dgn
 DATE/TIME = 4/20/2011
 USER = 3026

SIGN LEGEND
 R = REMOVE
 S = SALVAGE
 N = NEW
 RET = RETAIN
 B-B = BACK TO BACK
 EXISTING = - - - - -
 NEW = _____



X	Reviewed	Furnish As Corrected
—	Rejected	Revise and Resubmit

This review is only for general conformance with the design concept and the information given in the Construction Documents. Corrections or comments made on the shop drawings during the review do not relieve the Contractor from compliance with the requirements of the Plans and Specifications. Review of a specific item shall not include review of an assembly of which an item is a component. The Contractor is responsible for dimensions to be confirmed and corrected at the job site; information that pertains solely to the fabrication process or to the means, methods, techniques, sequences and procedures of construction; coordination of the Work with that of other trades and performing all Work in a safe and satisfactory manner.

Date: 4/21/2011
 By: J. Santaruce

SIGNING & STRIPING SHEET #1

PROJECT NAME: RICHMOND	PLOT DATE: 4/20/2011
PROJECT NUMBER: STP-RS 0284(II)	DRAWN BY: C.A.K.
FILE NAME:	CHECKED BY: D.E.G.
PROJECT LEADER: D.E.G.	SHEET 2 OF 11
DESIGNED BY: B.T.H.	
DWG. NO.: SSP-1	