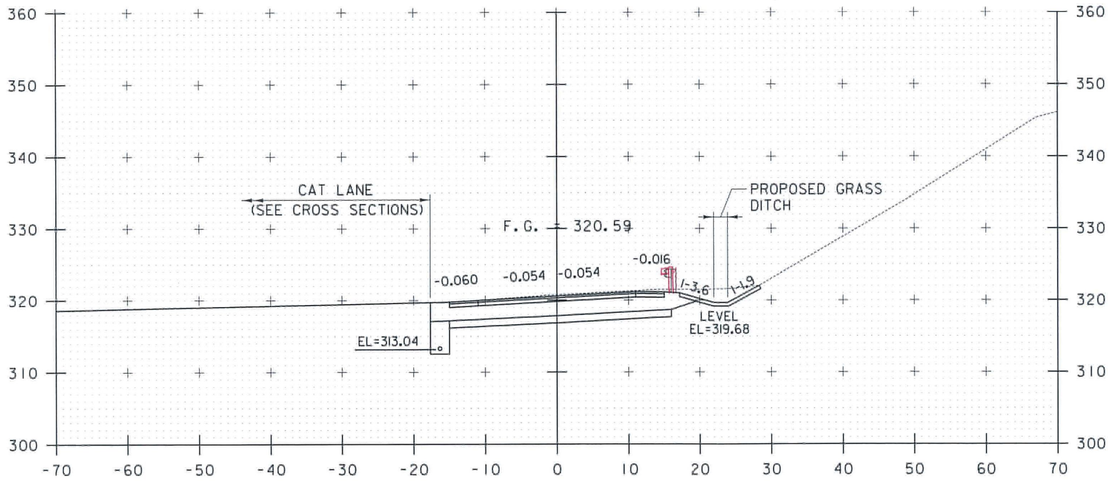

42+15.95

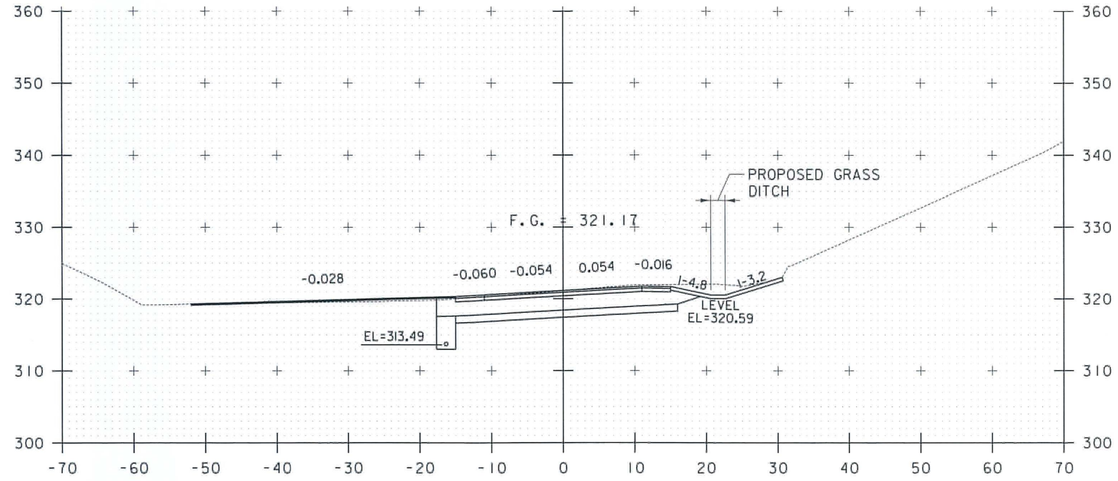

43+00

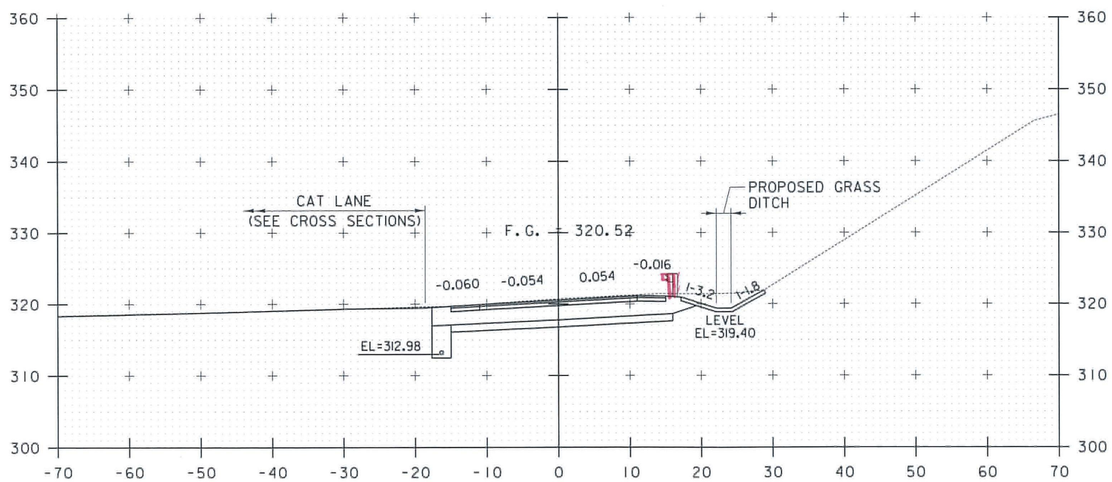

42+00

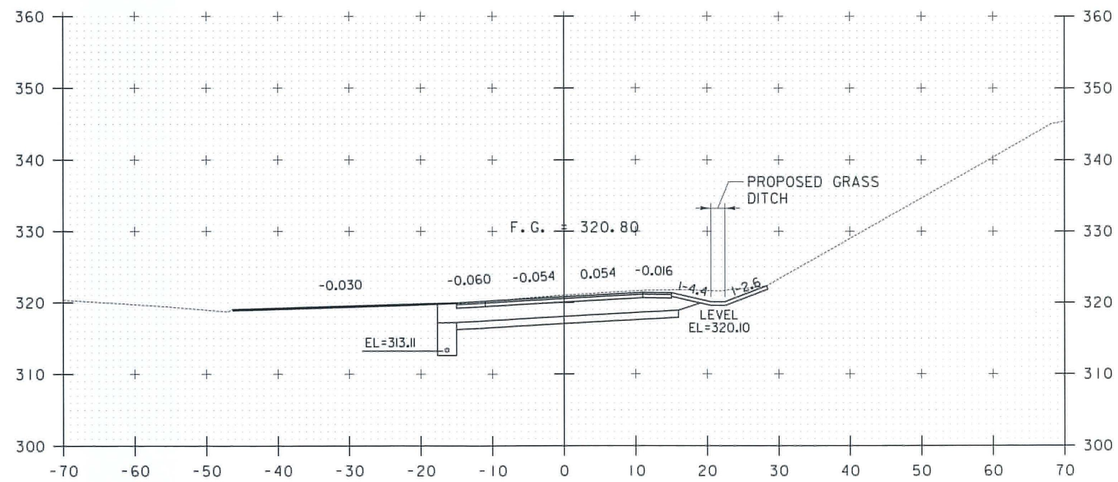

42+50

X Reviewed — Furnish As Corrected
Rejected — Revise and Resubmit

This review is only for general conformance with the design concept and the information given in the Contraction Documents. Corrections or comments made on the shop drawings during the review do not relieve the Contractor from compliance with the requirements of the Plans and Specifications. Review of a specific item shall not include review of an assembly of which an item is a component. The Contractor is responsible for dimensions to be confirmed and corrected at the job site, information that pertains solely to the fabrication process or to the means, methods, techniques, sequences and procedures of construction, coordination of the Work with that of other trades and performing all Work in a safe and satisfactory manner.

McFarland Johnson — Date: August 31, 2011 — By: J. Santacruce

0 10 20
SCALE IN FEET

CROSS SECTIONS SHEET #9

PROJECT NAME: RICHMOND
PROJECT NUMBER: STP-RS 0284(11)

FILE NAME: z90c092_XSI_14.dgn
PROJECT LEADER: D.E.G.
DESIGNED BY: B.T.H.
DWG. NO.: XS-9

PLOT DATE: 8/25/2011
DRAWN BY: C.A.K.
CHECKED BY: D.E.G.
SHEET 31 OF 46

FILE NAME = v:\projects\eng\k2\22076\cadd_main\wbs (1-14) roadway design\z90c092_sections_route2_14.dgn
DATE/TIME = 8/25/2011
USER = 3086