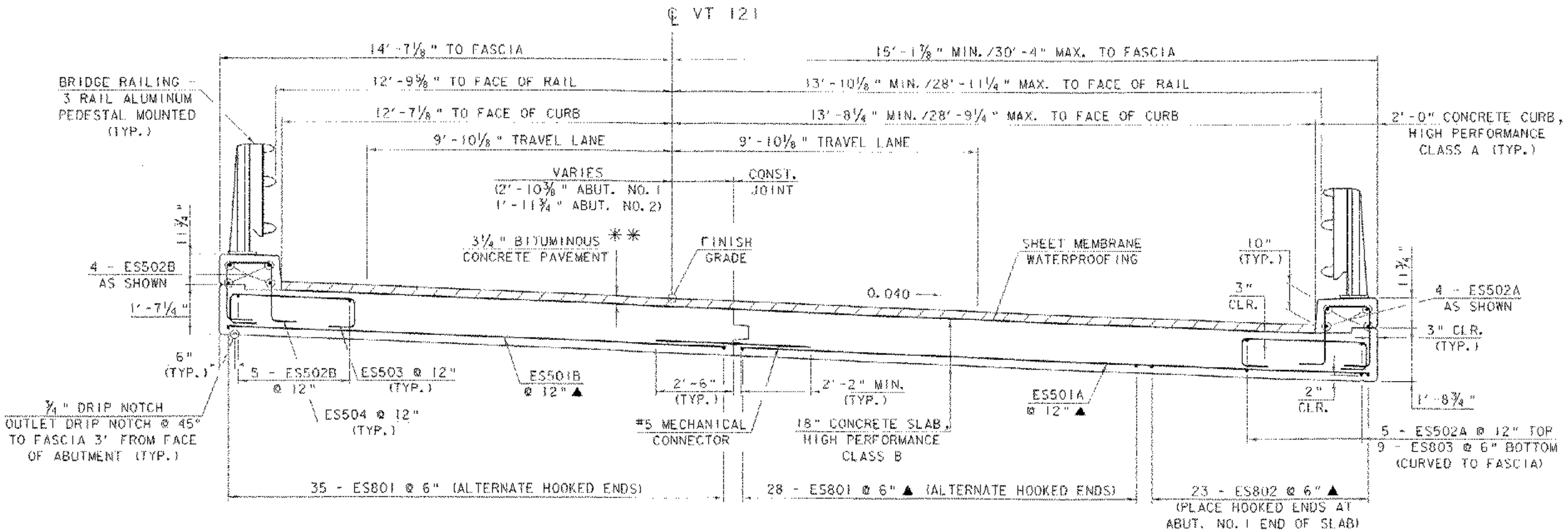

BRIDGE TYPICAL SECTION

** TOP COURSE: 1½" TYPE III
BOTTOM COURSE: 1¼" TYPE IV

1 0 1 2 3 4
SCALE: ½" = 1'-0"

FLOW →

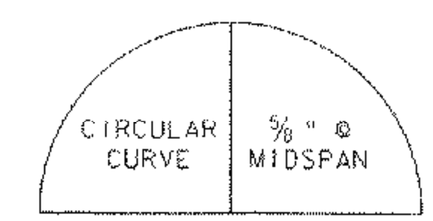

SET CONSTRUCTION FORMS TO THIS CAMBER

CAMBER DIAGRAM

NTS

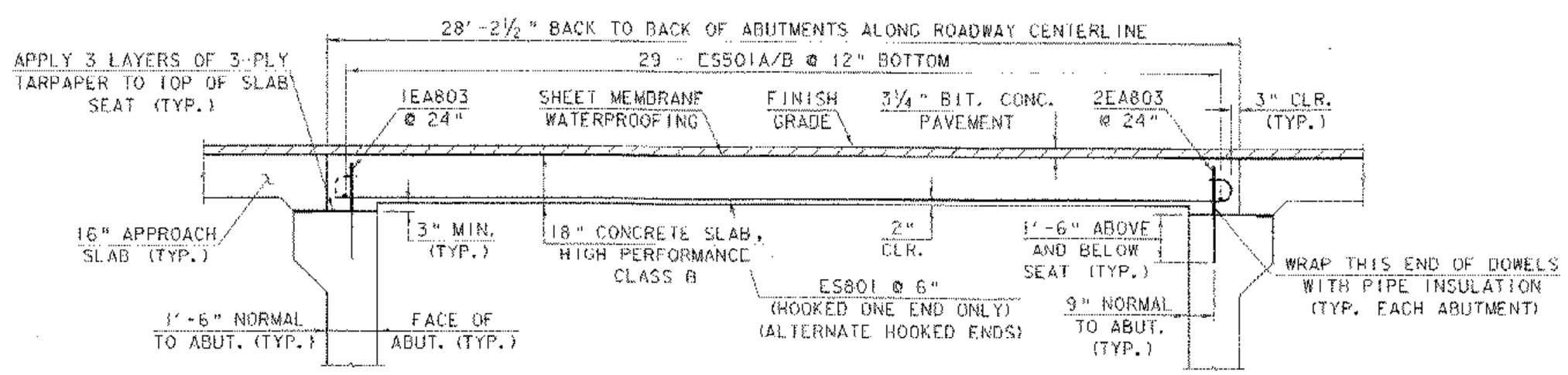

ELEVATION ALONG ROADWAY CENTERLINE

1 0 1 2 3 4 5
SCALE: ⅜" = 1'-0"

CONSPAN PRECAST
CONCRETE ARCH USED
VALUE ENGINEERING
SEE PAGES 040 TO 088.

NOTE

PAYMENT FOR TARPAPER, PIPE INSULATION AND THEIR APPLICATIONS SHALL BE MADE SUBSIDIARY TO ITEM 501.34, "CONCRETE, HPC- B".

▲ = CUT TO FIT IN FIELD

3" CLR. UNLESS OTHERWISE NOTED

SLAB DETAILS

PROJECT NAME: ROCKINGHAM
PROJECT NUMBER: TH2 - 9103

FILE NAME: 90c053\structures\sc053s01
PROJECT MANAGER: R.R. WHITCOMB
DESIGNED BY: G. ROY
PLOT DATE: 19-AUG-2003
DRAWN BY: G. ROY
CHECKED BY: R. WHITCOMB
SHEET 16 OF 38