TRAFFIC SIGN SUMMARY SHEET

MILEMARKER, STATION, OR SIGN NUMBER	SIGN LEGEND	SIGN DIMENSIONS	NEW AND SALVAGED SIGNS "A"	"B"	SALV. SIGN	SALV. T.I.S.	EXIST. POSTS RET.	SALV.	NEW SIGN POSTS NO. OF POSTS	FLANGED CHANNEL LB./FT. 1.12	2.0	3.0	TUBULAR ALUMINUM 3.0"ø	4.0"ø	TUBULAR STEEL FOUND-ATION	3"Ø	3.5"Ø	4.0"Ø	5.0"Ø	W-SHAPE STEEL POST SIZE	WEIGHT	FTG. SIZE 24"	30"	SIGN FRAME	REMARKS	SIGN DETAIL DETAIL ON SHEET NUMBER	STD. SHEET NUMBER
RAMP "O" 30+60 CL		24" X 30"	5.00						1			X															E-144
		18" X 18" 18" X 18"	4.50																								E-150
RAMP "O" 32+30 CL		24" X 30"	5.00						1			X															E-144
		18" X 18" 18" X 18"	4.50																								E-150
RAMP "M" RT		36" X 36" 30" X 30"	3.9 6.25						1			X															E-143
RAMP "M" LT		30" X 30"	6.25						1			X															E-143
RAMP "M" LT 24+00 LT		24" X 30"	5.00						1			X															E-150
34+70 LT		36" X 36"	9.00						1			X															E-150
NATIONAL LIFE DRIVE		36" X 30"	7.50						1			X															E-145A
FINAL POST LENGTHS ARE TO BE DETERMINED IN THE FIELD. POST SIZES ARE COMPUTED BASED ON INFORMATION FURNISHED ON THE STANDARD SHEETS AND THE TRAFFIC & SAFETY DIVISION'S "SIGN POST DESIGN GUIDELINE".			SF. 56.90	SF.	EA.	SF.				LBS.	LBS.	LBS. 252	LBS.	LBS.	EA.	LBS.	LBS.	LBS.	LBS.		LBS.	EA.	EA.				
		TOTALS	390.62	310	11	24				252 2081			38														

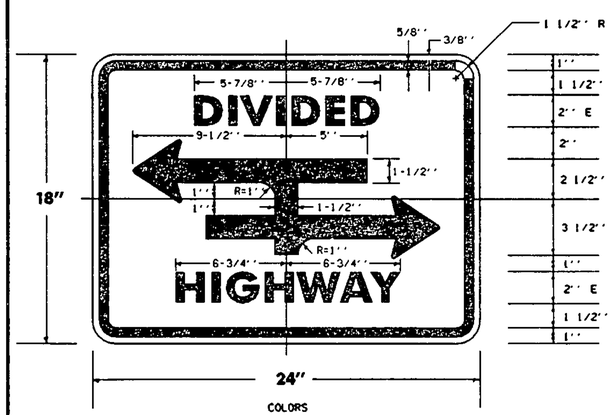

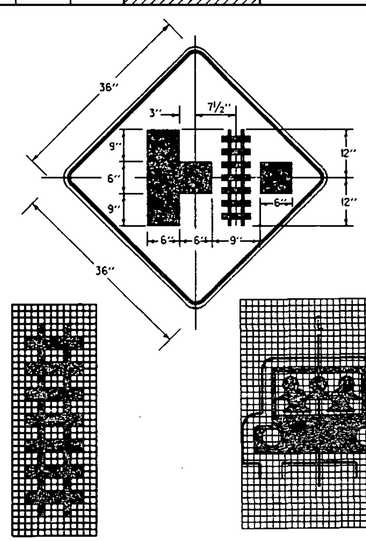

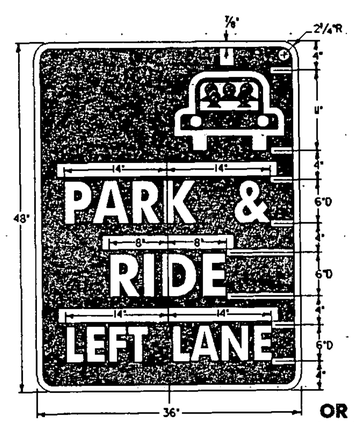

OR

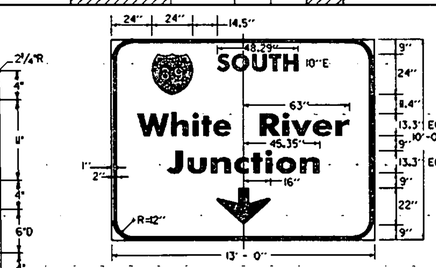

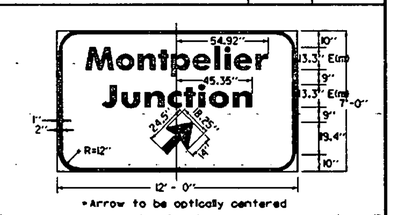

COLORS: REFLECTIVE WHITE TEXT ON REFLECTIVE GREEN BACKGROUND.
REFER TO STD E-130 & STD E-131 FOR OTHER INFORMATION.
REFER TO STD E-135 FOR SHIELD DETAIL.

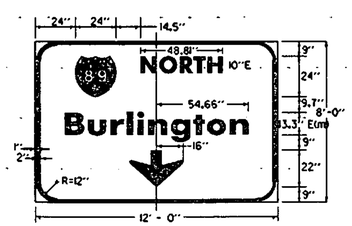

N.T.S.

DRAWN BY	KWL	DATE	6/95
SQUAD LEADER	BTN		
DESIGN FILE NO.	/SQDA/89B018/DB018TR		
IPARM FILE	DB018TSH	DATE PLOTTED	15-FEB-1996
PROJ. NAME	MONTPELIER		
PROJ. NO.	F EGC-F 028-2(8)		
SHEET 52 OF 118 SHEETS			