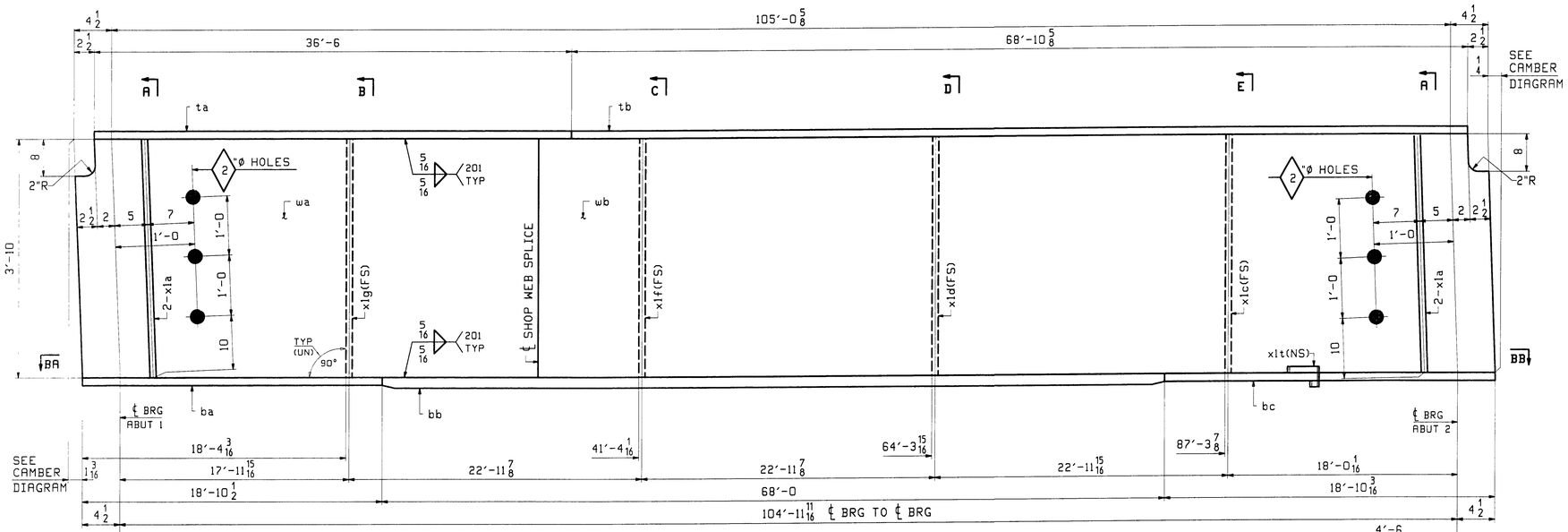

ONE - GIRDER - 4G4

FOR GIRDER STANDARDS SEE DRAWING X1.
FOR CAMBER & FLANGE DIAGRAMS SEE DRAWING C1.
FOR GENERAL NOTES & WELD PROCEDURES SEE DRAWING GN1.
H2-3 DENOTES MATERIAL SUBJECT TO CHARPY V-NOTCH TESTING.

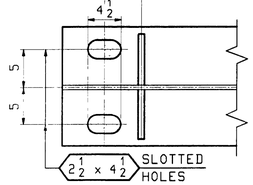

SECTION BA

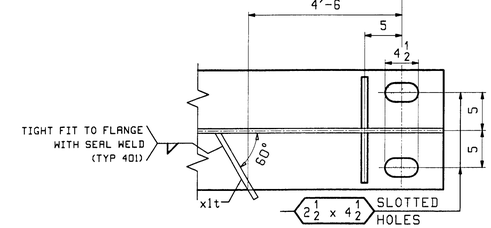

SECTION BB

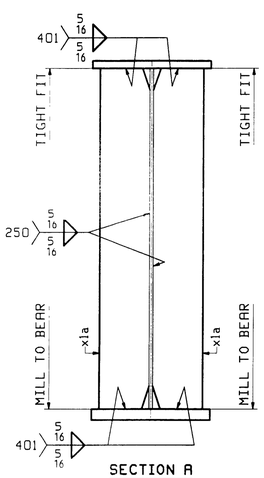

SECTION A

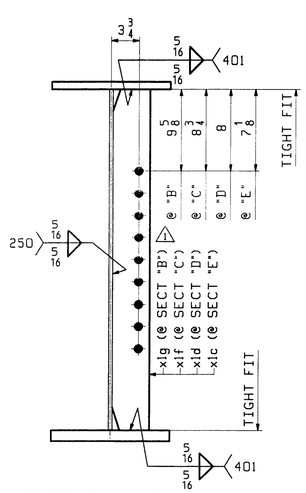

SECTIONS B, C, D & E

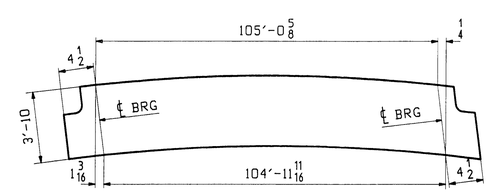

ORIENTATION DIAGRAM
FOR CAMBER SEE DWG C1

ABM INFO		SHIP		BILL OF MATERIAL					JOB NO. 369	DRAWING NO. 4	REV.
PAGE	LINE	MARK	QTY	MARK	MATERIAL	LENGTH FT	LENGTH INCHES	REMARKS	WT	PROCUREMENT NOTES	
		4G4	1		GIRDER				23328		
1	L		1	wa	PL 1/2x46	33	7 3/16	(A709-50WT2) (H2-3)			
1	J		1	wb	PL 1/2x46	72	2 15/16	(A709-50WT2) (H2-3)			
1	E		1	ta	PL 1x16	36	6	(A709-50WT2) (H2-3)			
1	C		1	tb	PL 1x16	68	10 5/8	(A709-50WT2) (H2-3)			
1	G		1	ba	PL 1x16	18	10 1/2	(A709-50WT2) (H2-3)			
1	A		1	bb	PL 1 7/8x16	68	0	(A709-50WT2) (H2-3)			
1	G		1	bc	PL 1x16	18	10 3/16	(A709-50WT2) (H2-3)			
2	B		4	x1a	PL 1/2x6 3/4	3	10	MIE			
2	C		1	x1c	PL 1/2x5	3	10				
2	C		1	x1d	PL 1/2x5	3	10				
2	C		1	x1f	PL 1/2x5	3	10				
2	C		1	x1g	PL 1/2x5	3	10				
2	D		1	x1t	PL 1/4x3	0	11 1/16				

REV.	DATE	REMARKS	DWN	CHK	APVL	SHOP
					5/23/08	
1	6/18	ADDED HOLES (STIFFENER)	ZAD	WL	6/20/08	

MATERIAL	SURFACE PREP & PAINT	HOLES	SHOP BOLTS.
A709-50W (UN)	SEE DWG GN1	15/16"Ø	NONE

DESCRIPTION: GIRDER - 4G4

CASCO BAY STEEL STRUCTURES, INC.
75 SPRING HILL ROAD SACO, MAINE 04072
PHONE (207) 282-7360 FAX. (207) 282-1179
TENSOR 2789

STRUCTURE: ROUTE No. VT 11 MINOR ARTERIAL
BRIDGE NO. 43 OVER MIDDLE
BRANCH OF WILLIAMS RIVER
TOWN OF CHESTER
COUNTY OF WINDSOR

DRAWN.	JTB	DATE:	05/01
CHKD:	JF	DATE:	05/21
LOCATION:	CHESTER, VT	JOB NO.	DWG NO.
PROJ NO.	BRF 016-1(25)	369	4
CUSTOMER:	VT AOT		REV. 1