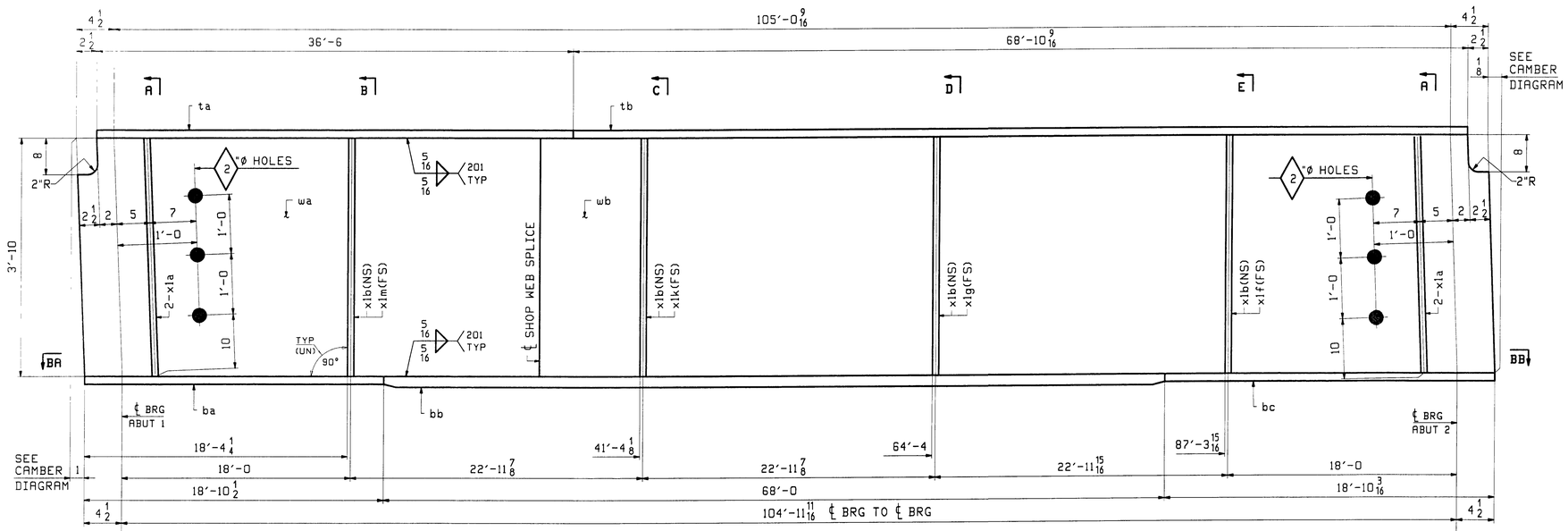

ONE - GIRDER - 3G3

FOR GIRDER STANDARDS SEE DRAWING X1.
FOR CAMBER & FLANGE DIAGRAMS SEE DRAWING C1.
FOR GENERAL NOTES & WELD PROCEDURES SEE DRAWING GN1.
H2-3 DENOTES MATERIAL SUBJECT TO CHARPY V-NOTCH TESTING.

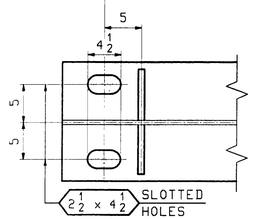

SECTION BA

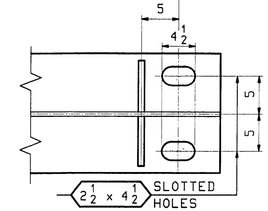

SECTION BB

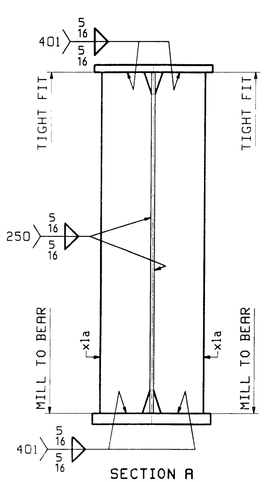

SECTION A

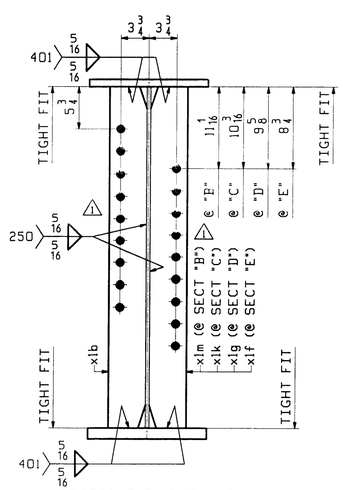

SECTIONS B, C, D & E

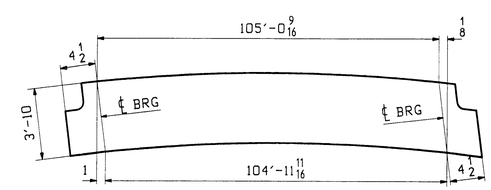

ORIENTATION DIAGRAM
FOR CAMBER SEE DWG C1

ABM INFO		SHIP	BILL OF MATERIAL						JOB NO.	DRAWING NO.	REV.
									369	3	
PAGE	LINE	MARK	QTY	MARK	MATERIAL	LENGTH FT	LENGTH INCHES	REMARKS	WT	PROCUREMENT NOTES	
		3G3	1		GIRDER				23452		
1	L		1	wa	PL 1/2x46	33	7	(A709-50WT2) (H2-3)			
1	J		1	wb	PL 1/2x46	72	2 15/16	(A709-50WT2) (H2-3)			
1	E		1	ta	PL 1x16	36	6	(A709-50WT2) (H2-3)			
1	C		1	tb	PL 1x16	68	10 9/16	(A709-50WT2) (H2-3)			
1	G		1	ba	PL 1x16	18	10 1/2	(A709-50WT2) (H2-3)			
1	A		1	bb	PL 1 7/8x16	68	0	(A709-50WT2) (H2-3)			
1	G		1	bc	PL 1x16	18	10 3/16	(A709-50WT2) (H2-3)			
2	B		4	x1a	PL 1/2x6 3/4	3	10	MIE			
2	C		4	x1b	PL 1/2x5	3	10				
2	C		1	x1f	PL 1/2x5	3	10				
2	C		1	x1g	PL 1/2x5	3	10				
2	C		1	x1k	PL 1/2x5	3	10				
2	C		1	x1m	PL 1/2x5	3	10				

REV.	DATE	REMARKS	DWN	CHK	APVL	SHOP
1	6/18	ADDED HOLES (STIFFENER)	ZAD	WL	5/20/06 6/20/06	

MATERIAL:	SURFACE PREP. & PAINT	HOLES	SHOP BOLTS
A709-50W (UN)	SEE DWG GN1	15/16"Ø	NONE

DESCRIPTION: GIRDER - 3G3

CASCO BAY STEEL STRUCTURES, INC.
75 SPRING HILL ROAD SACO, MAINE 04072
PHONE (207) 282-7360 FAX. (207) 282-1179
TENSOR 2789

STRUCTURE: ROUTE No. VT 11 MINOR ARTERIAL BRIDGE NO. 43 OVER MIDDLE BRANCH OF WILLIAMS RIVER TOWN OF CHESTER COUNTY OF WINDSOR	DRAWN: JTB	DATE: 05/01	
	CHKD: JF	DATE: 05/21	
LOCATION: CHESTER, VT	JOB NO.	DWG NO.	
PROJ NO. BRF 015-1(25)	369	3	
CUSTOMER: VT AOT		REV. 1	