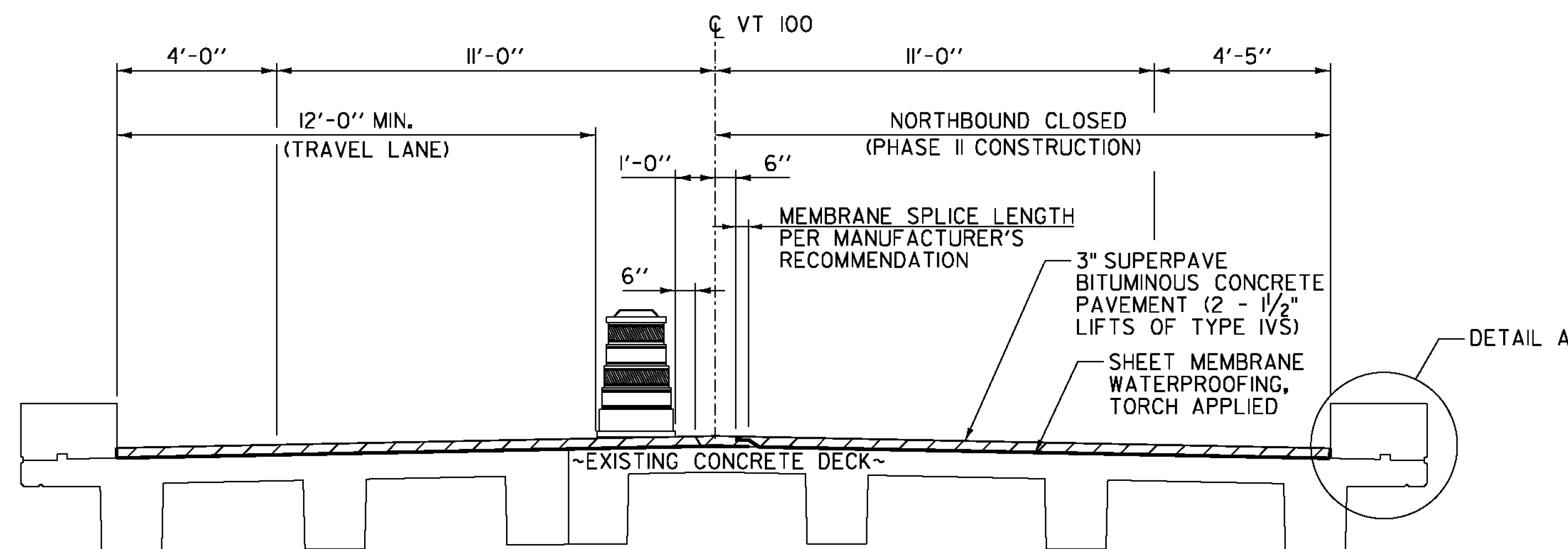
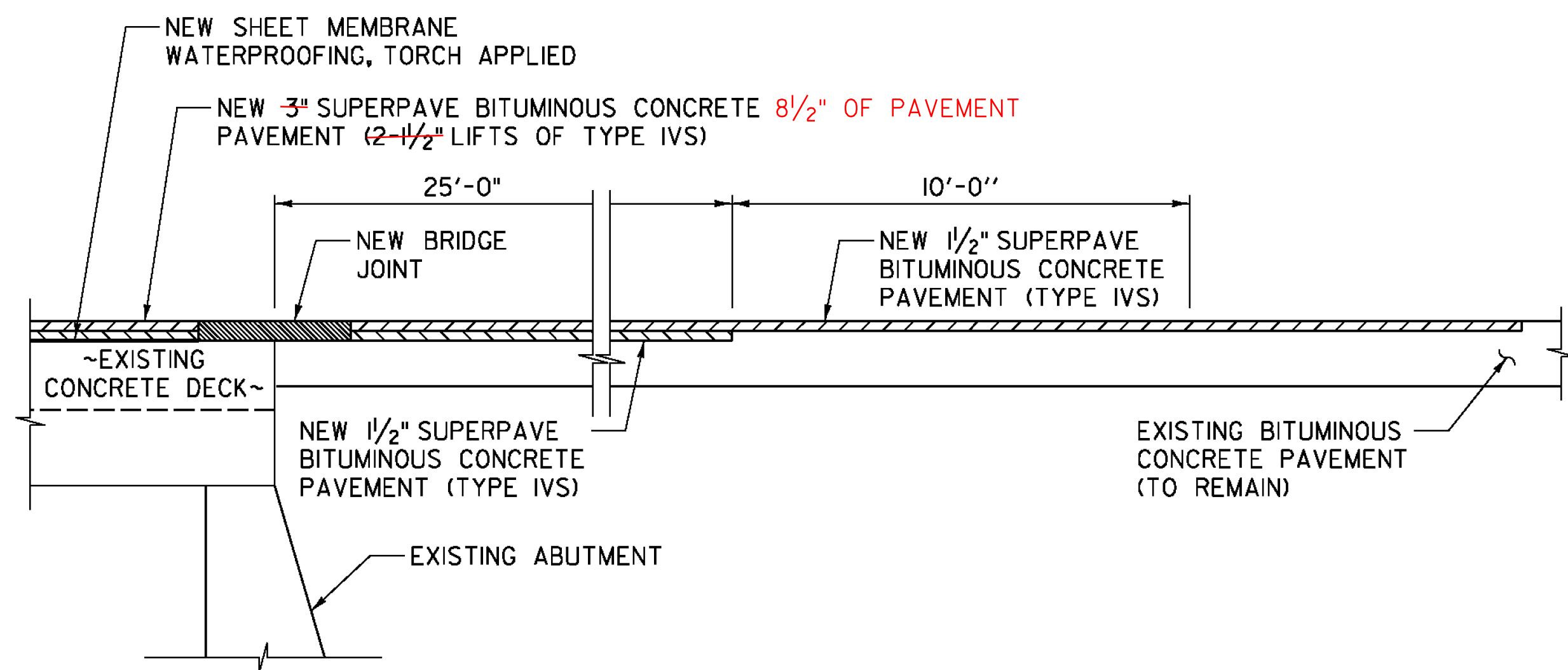


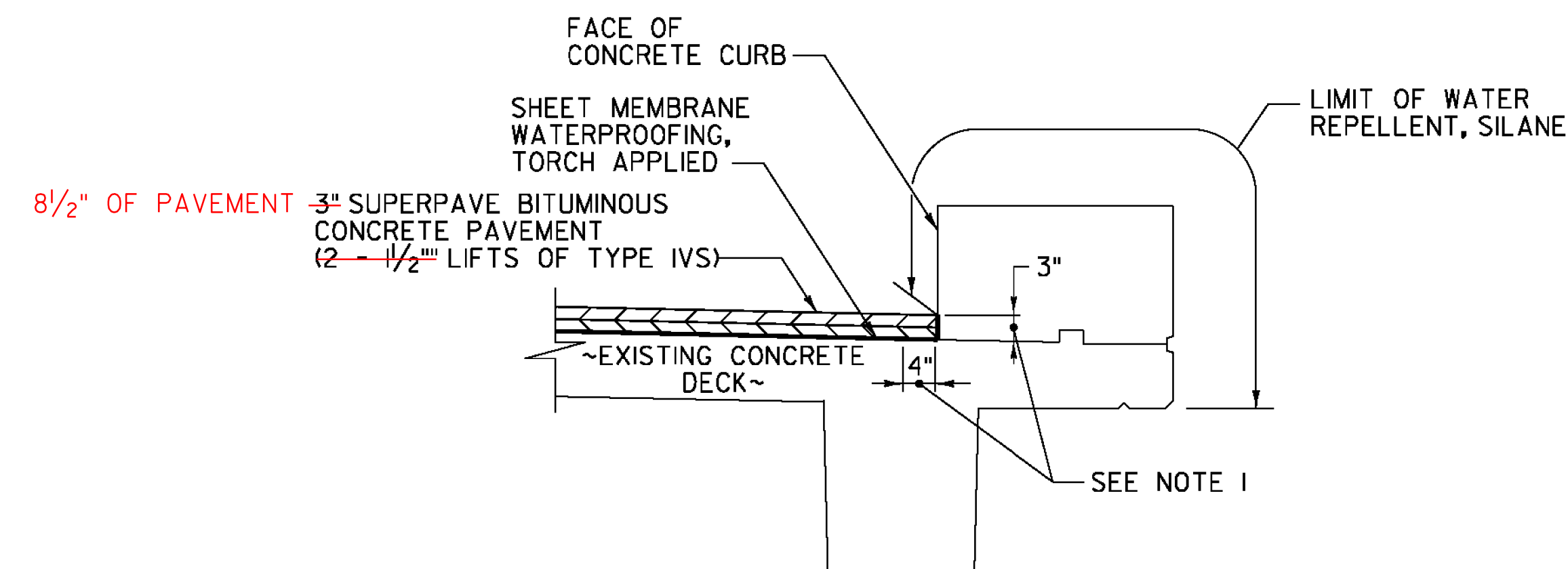
**TYPICAL SECTION - PHASE I CONSTRUCTION**  
NOT TO SCALE



**TYPICAL SECTION - PHASE II CONSTRUCTION**  
NOT TO SCALE



**TYPICAL APPROACH SECTION**  
NOT TO SCALE



**DETAIL A NOTES:**

1. INDICATES AREA ALONG DECK AND UP FACE OF CURB FOR PLACEMENT OF TWO COATS OF POLYURETHANE MEMBRANE.
2. POLYURETHANE MEMBRANE AND BLAST CLEANING SHALL BE INCLUDED IN THE UNIT PRICE BID FOR SHEET MEMBRANE WATERPROOFING, TORCH APPLIED.
3. SHEET MEMBRANE WATERPROOFING SHALL EXTEND TO FACE OF CURB AS SHOWN.
4. IN ADDITION TO THE REQUIREMENTS OF SUBSECTION 519.04, BLAST CLEAN 3" UP THE FACE OF CURB PRIOR TO PLACING THE MEMBRANE.

**DETAIL A**  
NOT TO SCALE

**BRIDGE LENGTH AND WIDTH (CURB TO CURB)**

WIDTH (CURB TO CURB) (FEET)	LENGTH (FEET)
30.42	32.10

**JOINT REPLACEMENT SCHEDULE**

JOINT TYPE	ABUT. 1	ABUT. 2
ASPHALTIC PLUG-TYPE	-	39.40 LF
SAWED PAVEMENT	39.40 LF	-

PROJECT NAME: GRANVILLE  
 PROJECT NUMBER: STP 013 - 4(38)  
 FILE NAME: 88b192-conc\_details.dgn PLOT DATE: 4/11/2013  
 PROJECT LEADER: JPB DRAWN BY: MWS  
 DESIGNED BY: PJM CHECKED BY: SRB  
**BITUMINOUS CONCRETE DETAILS SHEET** SHEET 6 OF 11