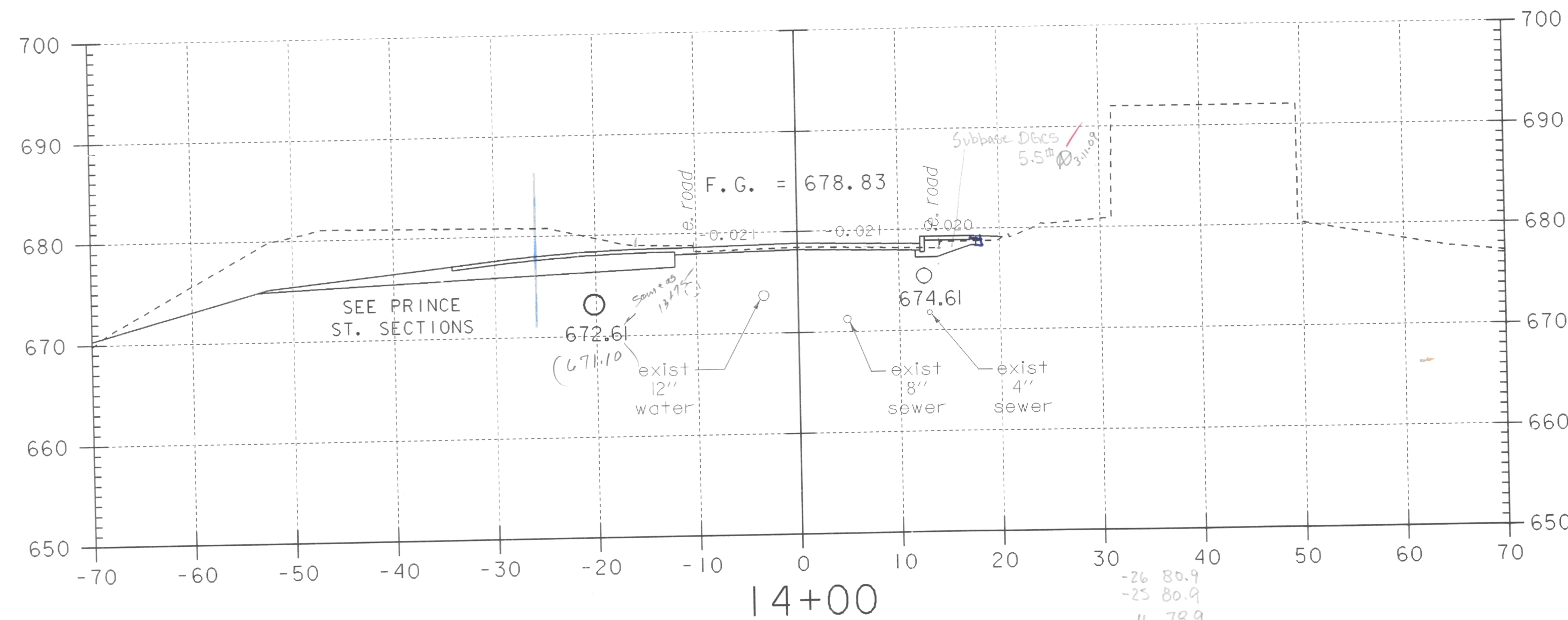


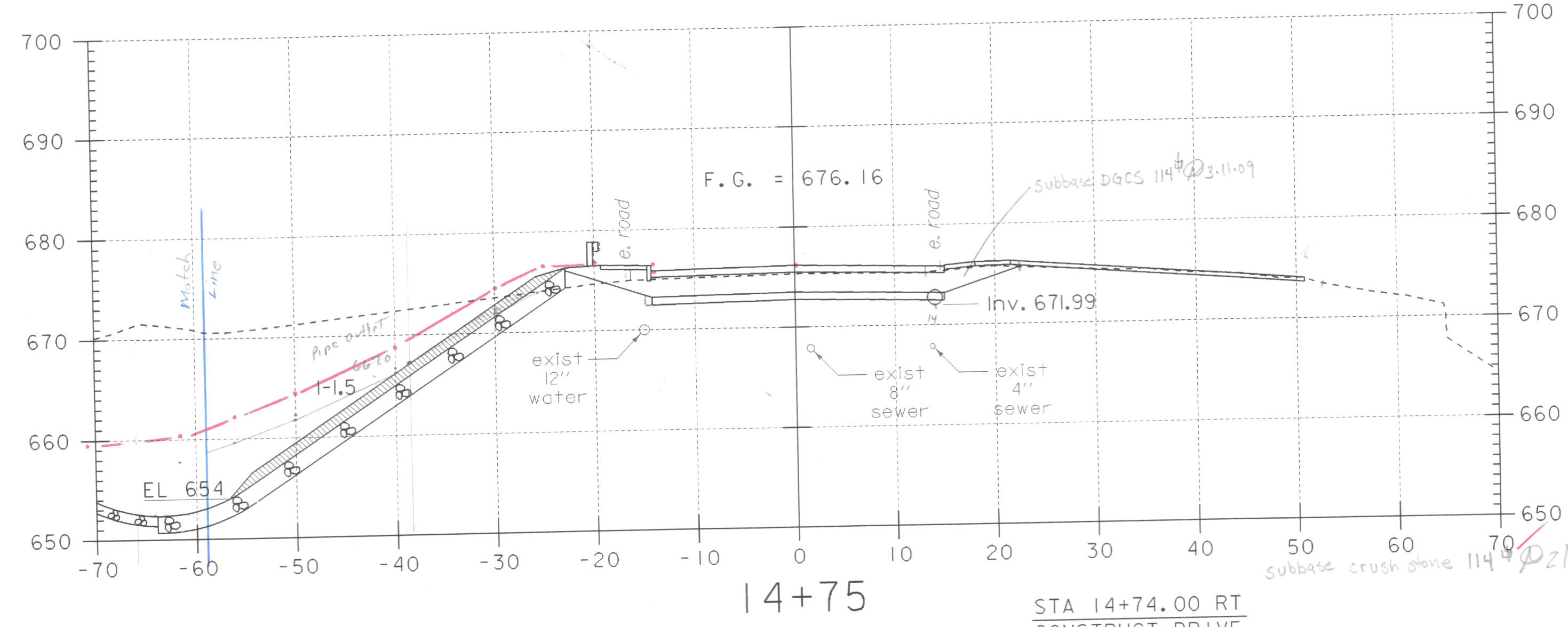
41# 3/13/09

-22	77.3
-13	77.1
-10	77.0
0	77.2
14	77.0
14	77.6
17	77.5
13	76.0
0	76.1
-22	75.9
-22	77.3

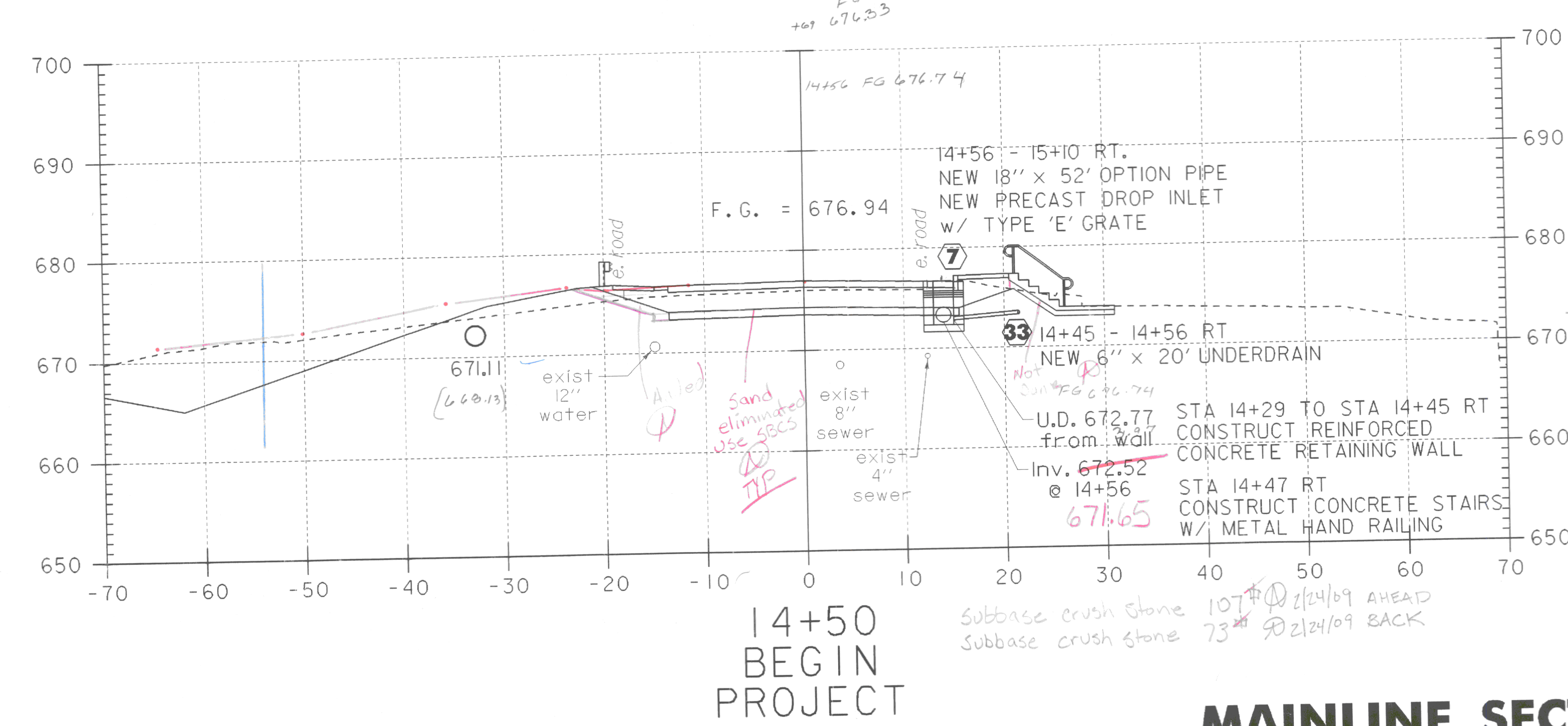


63# 3/13/09

-26	80.9
-25	80.9
-16	78.9
-10	78.8
-10	78.0
0	78.5
14	78
14	78.8
18	78.8
18	78.5
14	77.0
12	77.0
12	77.8
0	78.3
-12	76.6
-26	76.6
-26	80.9



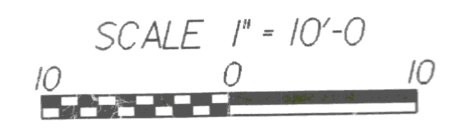
STA 14+74.00 RT  
CONSTRUCT DRIVE  
w/ 6" AGGREGATE  
SURFACE COURSE



14+50  
BEGIN  
PROJECT

### MAINLINE SECTIONS STA. 14+00 - STA. 14+75

PROJECT NAME:	RANDOLPH	FILE NAME:	/str5/88j096/sj096mix.dgn	PLOT DATE:	29-AUG-2006
PROJECT NUMBER:	BRF 0241 (29)	PROJECT LEADER:	W. SYMONDS	DRAWN BY:	G. SHANGRAW
		DESIGNED BY:	W. B. SYMONDS	CHECKED BY:	T. SUMNER
			sj096mix.i		SHEET 111 OF 135



Common exc  
lt slope only

-59	70.7
-57	70.5
-25	74.0
-30	72.2
-40	66.3
-50	61.8
-56	59.6
-59	58.6
-59	70.7

213# 3/11/09

Common  
exc. (lt only)

-19	75.5
0	75.5
13	75.1
19	75.8
23	75.7
15	72.4
15	71.7
0	72.7
-14	72.4
-14	73.2
-19	74.9

102# 3/13/09

Common Exc  
for slope

-18	75.5
0	75.8
15	76.0
15	76.8
21	75.8
15.5	73.9
15.5	73.1
0	73.5
-13.5	73.2
-13.5	74.0
-18	73.5

84# 10-13-09