

PLANT LIST - RIVERSIDE AVENUE 8/5/03

Key	Qty.	Botanical Name	Common Name	Size
<b>TREES:</b>				
AA	26	Acer rubrum 'Armstrong'	Armstrong Red Maple	2 1/2 - 3" B&B
AR	2	Acer rubrum	Red Maple	2 1/2 - 3" B&B
AFC	17	Acer x freemanii 'Celebration'	Celebration Red Maple	2 - 2 1/2" B&B
BNH	6	Betula nigra 'Heritage'	Heritage River Birch	2 1/2 - 3" B&B
GB	8	Ginkgo biloba 'Sentry'	Sentry Ginkgo	2 1/2 - 3" B&B
MB	9	Malus baccata columnaris	Columnar Siberian Crabapple	2 1/2 - 3" B&B
PC	30	Pyrus calleryana 'Chanticleer' or 'Cleveland Select'	Chanticleer Callery Pear	2 1/2 - 3" B&B
QR	2	Quercus rubra	Red Oak	2 - 2 1/2" B&B
RP	3	Robinia pseudoacacia	Black Locust	2 - 2 1/2" B&B
TCC	10	Tilia cordata 'Corzam'	Corinthian Linden	2 1/2 - 3" B&B
UA	2	Ulmus americana 'Delaware'	Delaware American Elm (DED resistant)	2 1/2 - 3" B&B
ZS	4	Zelkova serrata 'Green Vase'	Green Vase Zelkova	2 1/2 - 3" B&B
119 Total Trees				

<sup>1</sup> These species require a tree planting pit 20' long. Merge pits where there is less than 15' between pits.  
<sup>2</sup> These species require a tree planting pit 30' long. Merge pits where there is less than 15' between pits.

SHRUBS/SMALL TREES:

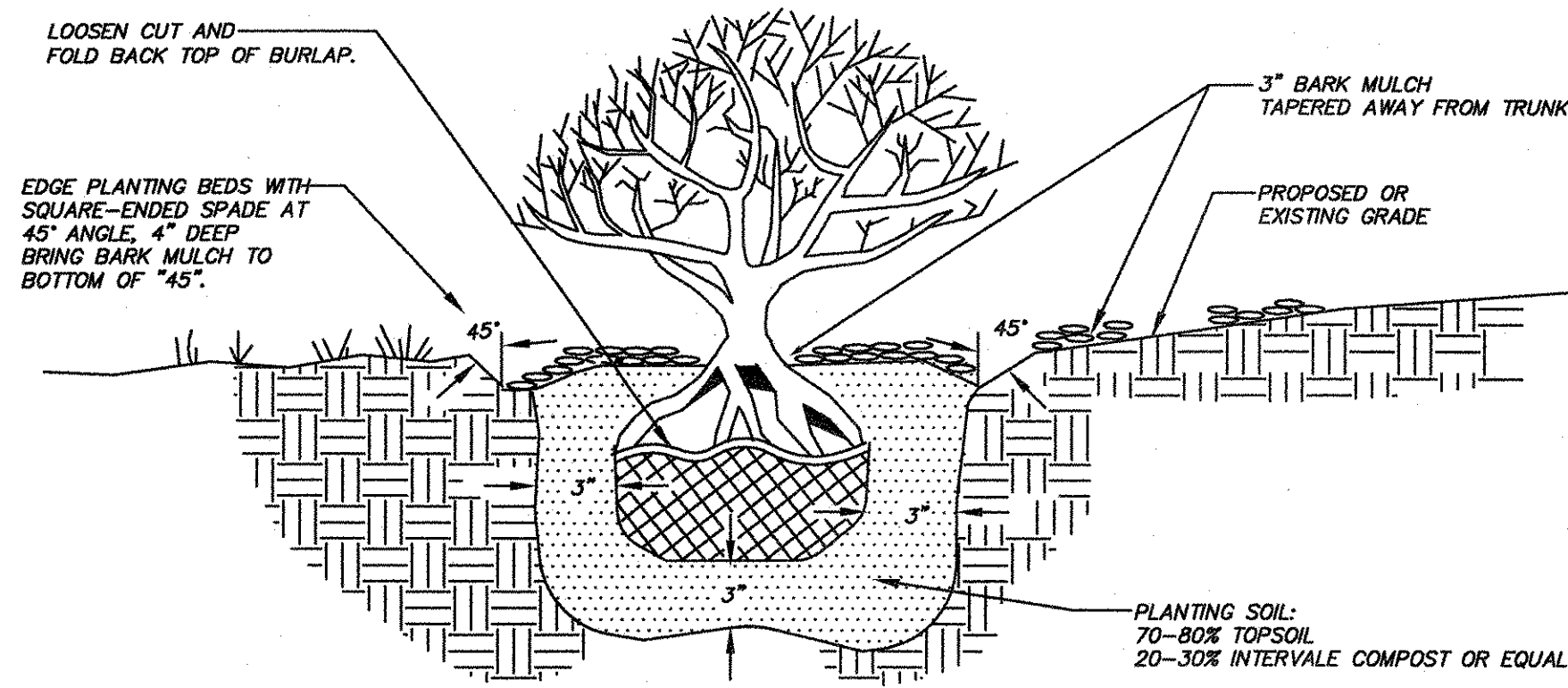
CS	1	Cornus alba 'Elegantissima'	Variegated Red Twig Dogwood	3-4'
EF	18	Euonymus fortunei coloratus	Purple-leaved Wintercreeper	2 gal. pot
EFB	27	Euonymus fortunei 'Blondy'	Blondy Wintercreeper (low growing)	2 gal. pot
JC	18	Juniperus chinensis 'Pfitzeriana Compacta'	Pfitzer Juniper	15-18"
JH	3	Juniperus horizontalis 'Bar Harbor'	Bar Harbor Juniper	5 gal. pot
JV	4	Juniperus virginiana 'Sapphire Sentinel'	Sapphire Sentinel Juniper	5 gal. pot
PAN	3	Picea abies 'Nidiformis'	Birds Nest Spruce	5 gal. pot
PF	15	Potentilla fruticosa 'Kathryn Dykes'	Kathryn Dykes Potentilla	2 gal. pot
PFA	11	Potentilla fruticosa 'Abbottswood'	Abbottswood Potentilla	2 gal. pot
PX	1	Prunus x cistena	Purpleleaf Sand Cherry	5 gal. pot
RP	1	Rhododendron 'PJM'	PJM Rhododendron	5 gal. pot
SJA	15	Spiraea japonica alpina	Alpine Japanese Spirea	12-15"
TO	37	Thuja occidentalis nigra	Dark American Arborvitae	3-4'
YF	12	Yucca flaccida	Yucca	2 gal. pot
166 Total Shrubs & Small Trees				

PERENNIALS AND GROUND COVERS:

AF	2	Athyrium filix-femina	Lady Fern	2 gal. pot
AN	2	Aster novae-angliae	New England Aster	2 gal. pot
AT	2	Asclepias tuberosa 'Gay Butterflies'	Butterflyweed	2 gal. pot
CP	3	Campanula persicifolia	Peach-leaved Bellflower	1 gal. pot
HF	82	Hemerocallis fulva or other	Orange Daylily	2 gal. pot 2' o.c.
H-R	12	Hemerocallis 'Anzac' or other	Red Daylily	2 gal. pot 2' o.c.
H-Y	12	Hemerocallis 'Yellow Stone' or other	Yellow Daylily	2 gal. pot 2' o.c.
HP	7	Hosta plantaginea 'Royal Standard'	Hosta	2 gal. pot
HS	45	Hemerocallis 'Stella d'Oro'	Miniature Yellow Daylily	2 gal. pot
PP	4	Phlox paniculata 'David'	Tall White Garden Phlox	2 gal. pot

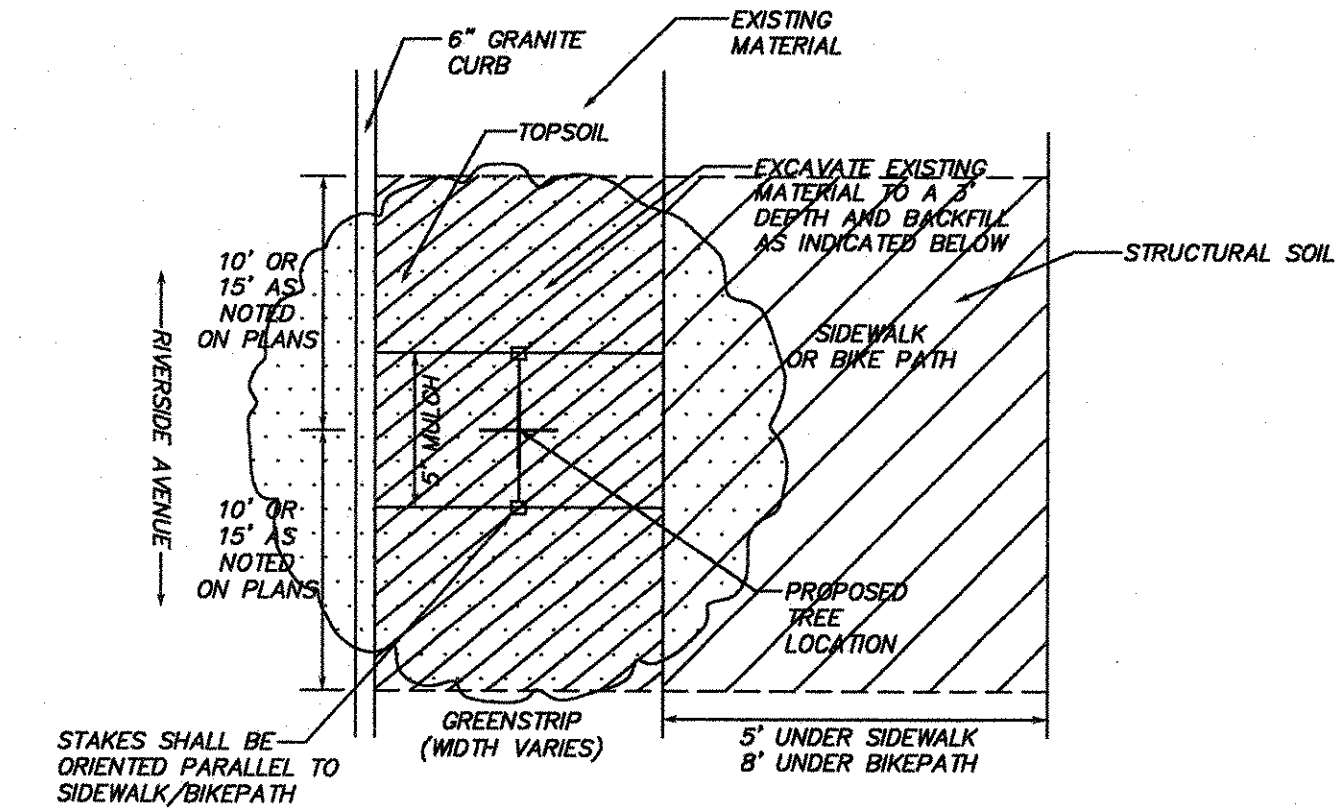
NOTES:

- SEED ALL LANDSCAPED AREAS AND GREENSTRIPS WITH GRASS SEED EXCEPT WHERE NOTED OR SHOWN OTHERWISE ON THE LANDSCAPE PLANS. REFER TO THE LANDSCAPE SPECIFICATIONS FOR SEED MIXES.
- PLANT PERENNIALS IN STAGGERED ROWS TO CREATE MASS PLANTING EFFECT.
- THUJA OCCIDENTALIS TO BE PLANTED AS SCREENING FOR TRANSFORMERS SHALL BE INSTALLED 2' ON CENTER.
- PLANTS INTENDED TO REPLACE EXISTING PLANT MATERIAL ARE INDICATED ON THE PLANTING AREA DETAIL SHEETS AND ARE NOT INCLUDED ON THIS PLANT LIST, AS TOTAL NUMBERS OF REPLACEMENT PLANTS WILL BE DETERMINED PRIOR TO THE INSTALLATION OF ALL PLANTS, POST UTILITY INSTALLATION.
- THE PLAN SHEET CONTAINING THE AREA OF STATIONS 59+55 AND 60+00 SHOWS EXISTING "PF" AND "PX" PLANTS TO BE TRANSPLANTED (SEE PLANTING AREA DETAIL SHEET) AND REINSTALLED AT THESE STATIONS.



SHRUB PLANTING TYPICAL

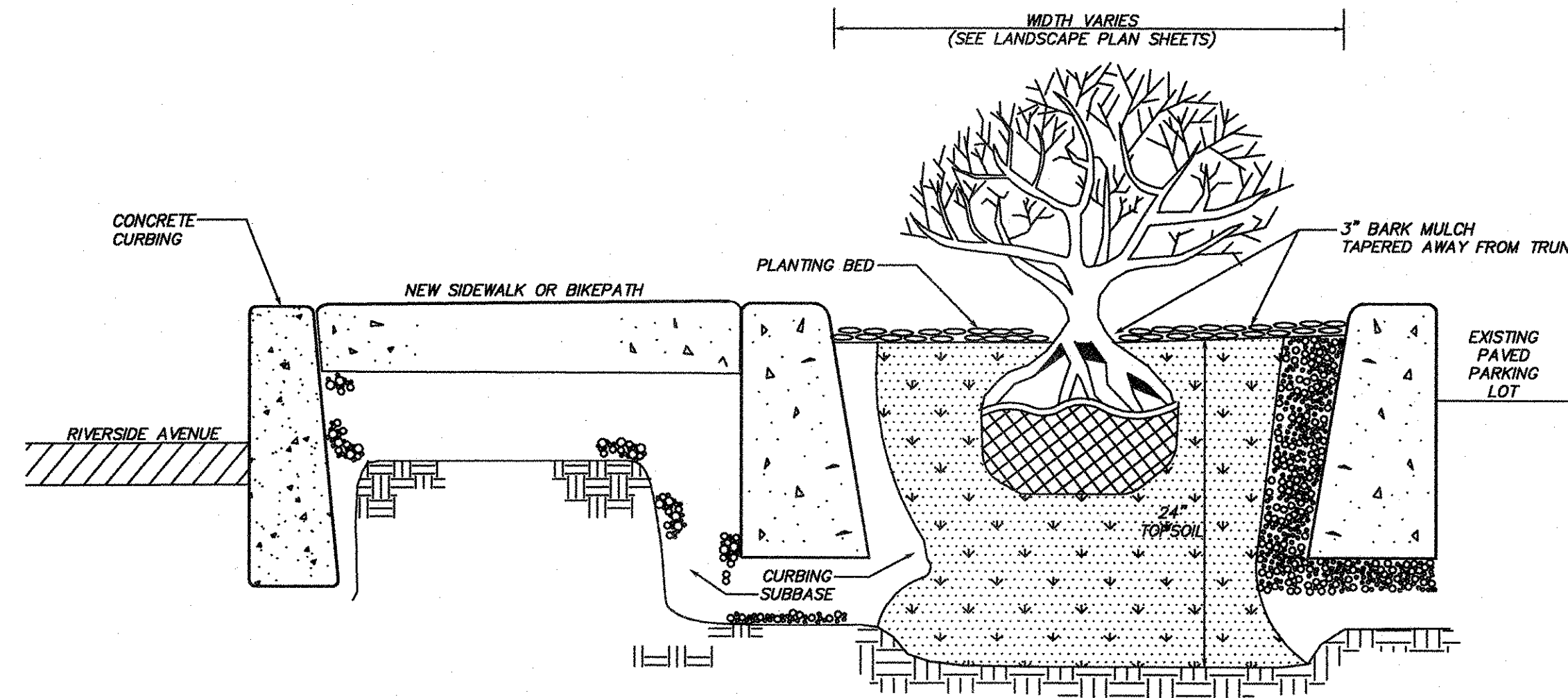
N.T.S.



STREET TREE PLANTING PIT

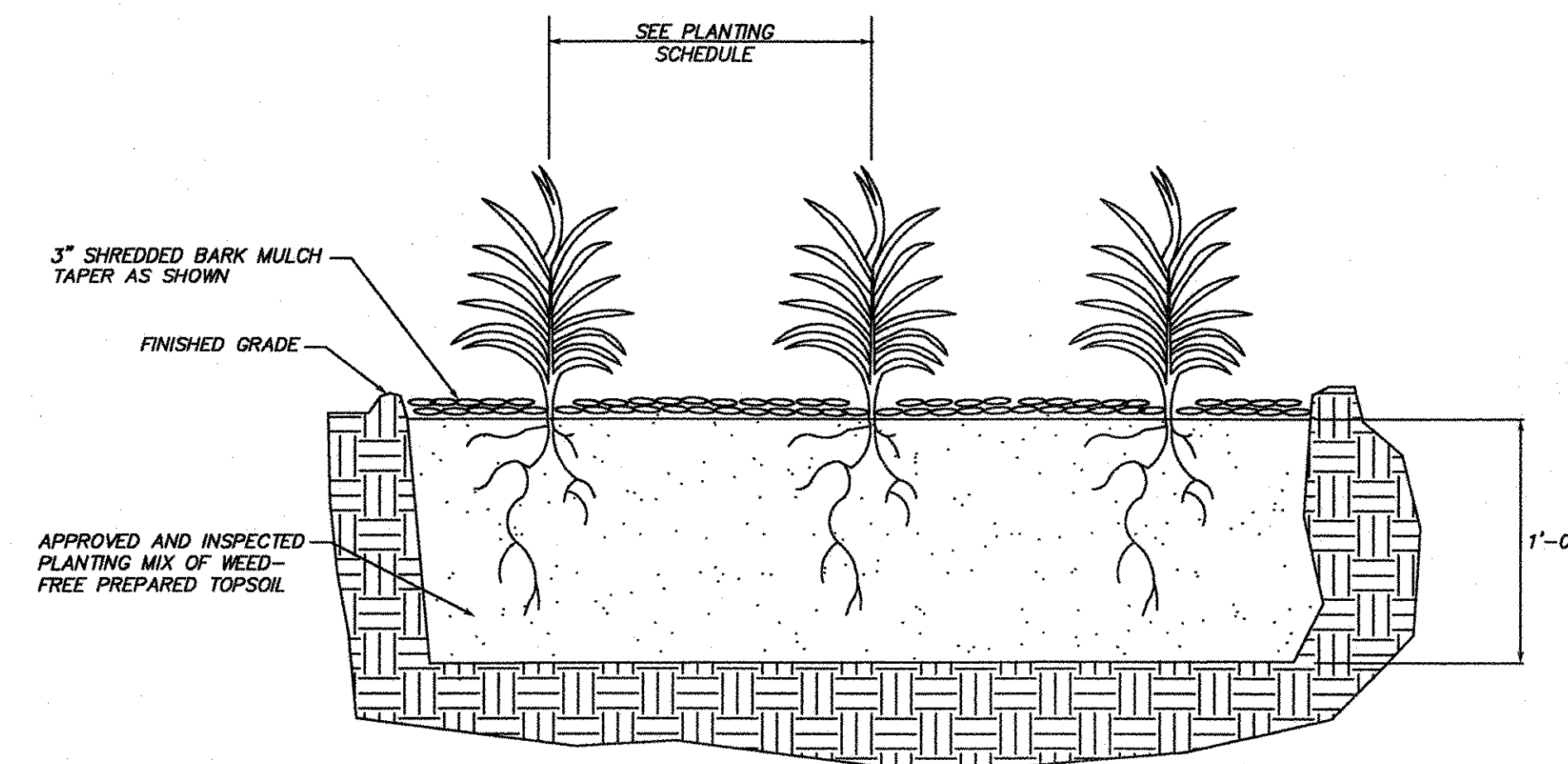
N.T.S.

- PREPARE PLANTING PITS FOR ALL TREES BETWEEN SIDEWALK/BIKE PATH AND CURB ALONG RIVERSIDE AVENUE. MERGE PITS WHERE SPACE BETWEEN ADJACENT PITS IS LESS THAN 15'.
- PRIOR TO PREPARING SITE FOR TREE PLANTING CONTRACTOR SHALL INSTALL STRUCTURAL SOIL AND TOPSOIL AT THE SAME TIME IN SIX INCH LIFTS CONSISTENT WITH NOTE #4 BELOW.



CURBED PLANTING BED DETAIL

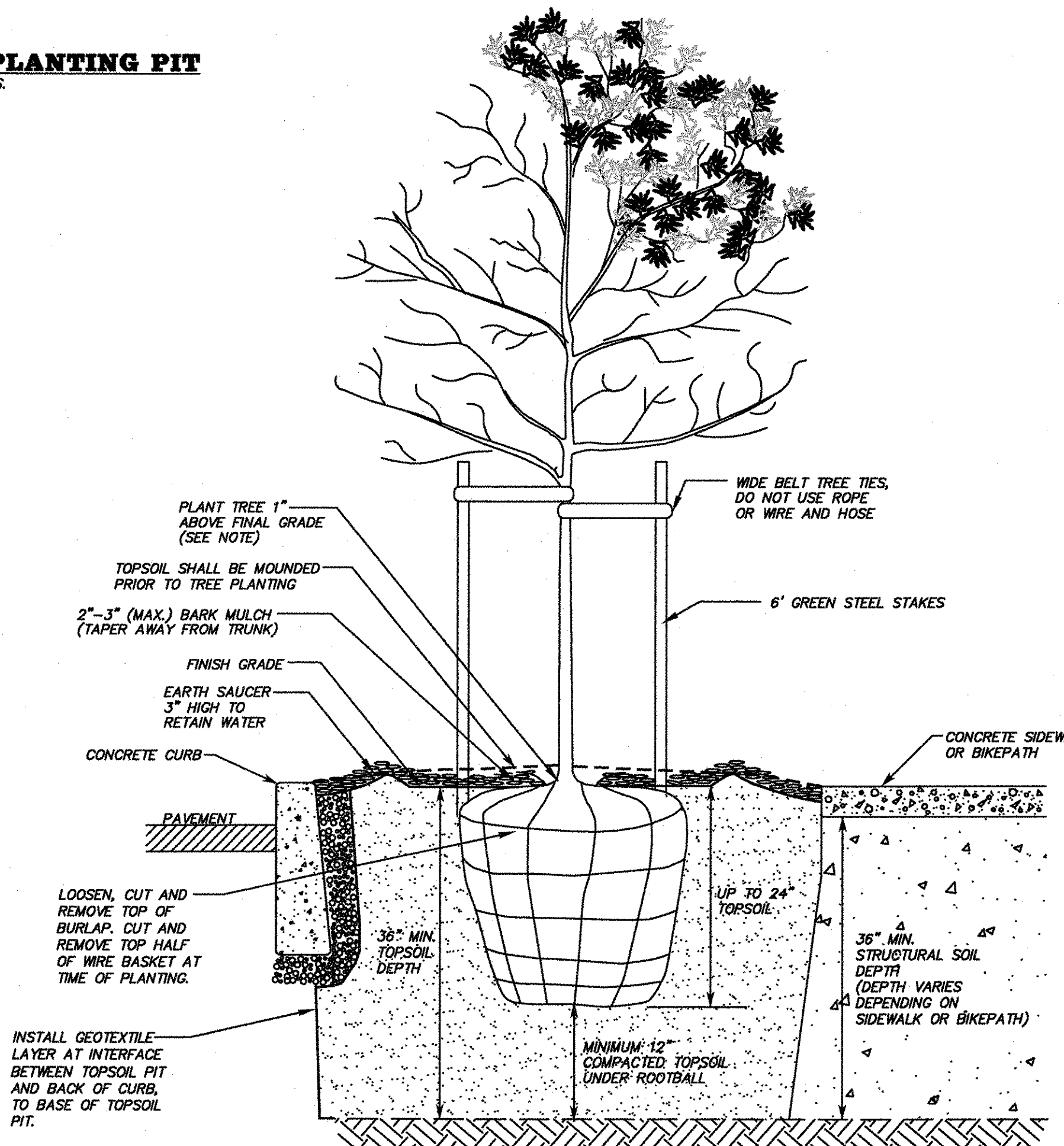
N.T.S.



PERENNIAL PLANTING DETAIL

N.T.S.

- NOTES: 1. PLANT SO THAT PERENNIALS ARE AT SAME LEVEL AS THEY WERE PREVIOUSLY GROWN AT THE NURSERY.  
 2. WATER THOROUGHLY AFTER PLANTING.



STRUCTURAL SOIL AND TREE PLANTING IN GREEN STRIP DETAIL

N.T.S.

- STAKES AND TIE PLACEMENT SHALL NOT INTERFERE WITH NORMAL PEDESTRIAN TRAFFIC. ORIENT PARALLEL TO SIDEWALK/BIKE PATH
- PLANT TREES AND INSTALL STAKES PLUMB. TREES ON A SLOPE SHALL BE PLANTED VERTICAL.
- TRUNK FLARE SHOULD BE VISIBLE AT FINAL GRADE PRIOR TO MULCHING. MAIN ORDER ROOTS SHALL BE AT FINAL GRADE.
- CONTRACTOR SHALL INSTALL TOPSOIL AND CU - STRUCTURAL SOIL IN 6" LIFTS AT THE SAME TIME TO ASSURE THAT THESE TWO MATERIALS STAY SIDE BY SIDE AS SHOWN AND DO NOT MIX TOGETHER. AT THE TIME OF PLANTING TOPSOIL SHALL BE REMOVED TO MAKE ROOM FOR EACH ROOTBALL.

SURVEY OTHERS DESIGNED NK DRAWN NPN CHECKED NK SCALE 1"=20' FILE NAME: POTROD	SUMMIT ENGINEERING, INC. 50 Joy Drive P.O. Box 2225 South Burlington, VT 05407-2225 Bus. (802) 698-5588 Fax (802) 698-3629	LANDSCAPE DETAILS AND PLANT LIST	DATE 6/14/04
		RIVERSIDE AVENUE	DRAWING NO. SHEET 127 OF 252
		LANDSCAPE DETAILS AND PLANT LIST	PROJECT NO. 6409
		BURLINGTON, VERMONT	