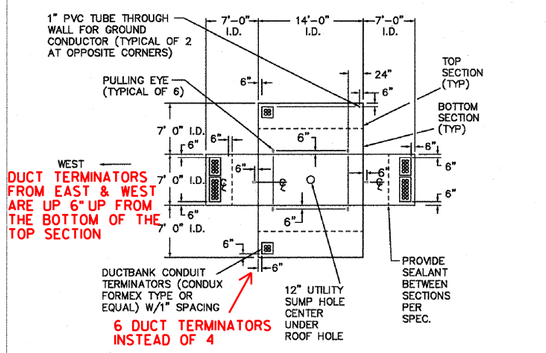


UTILITY HOLE BELD UH #358 TAKE-OFF DETAIL

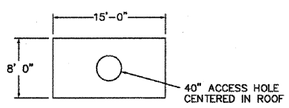


UTILITY HOLE BELD UH #358 TOP VIEW

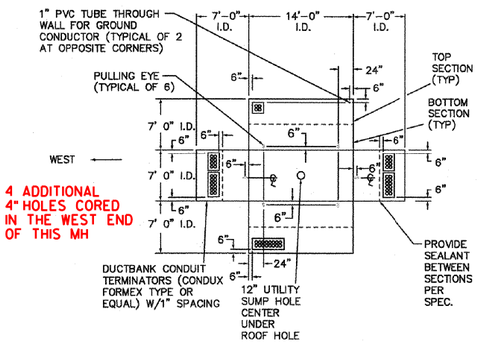


UTILITY HOLE BELD UH #359 TAKE-OFF DETAIL

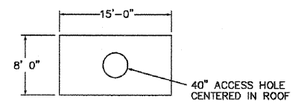


UTILITY HOLE BELD UH #359 TOP VIEW

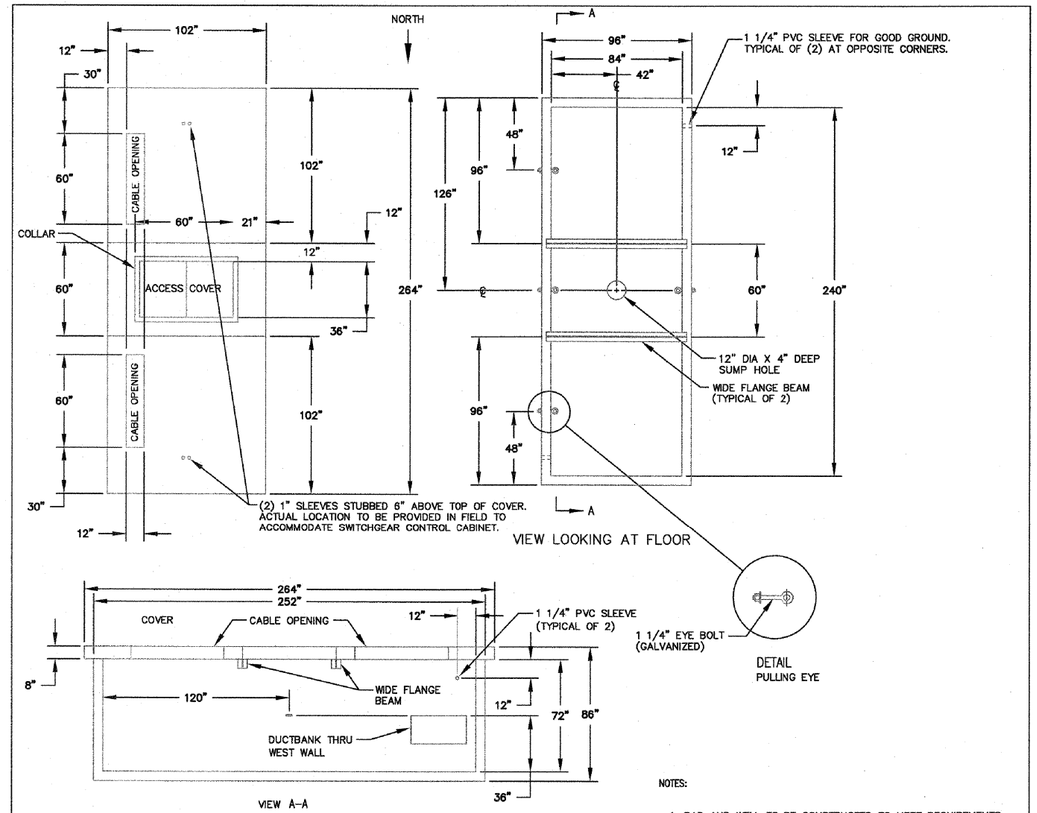


BED VAULT S-1 DETAIL

SCALE: 1/4" = 1'-0"

NOTES:

1. PAD AND WELL TO BE CONSTRUCTED TO MEET REQUIREMENTS OF LOADING SPECIFICATION H-10 AND SUPPORT A MAXIMUM SWITCH WEIGHT OF 4000 LBS..
2. CONCRETE PAD SHALL HAVE A 3/4" CHAMFER ON ALL SIDES.
3. ACCESS COVER (36" X 60") CDR SYSTEMS CORPORATION PA10-36605. NO SUBSTITUTE.

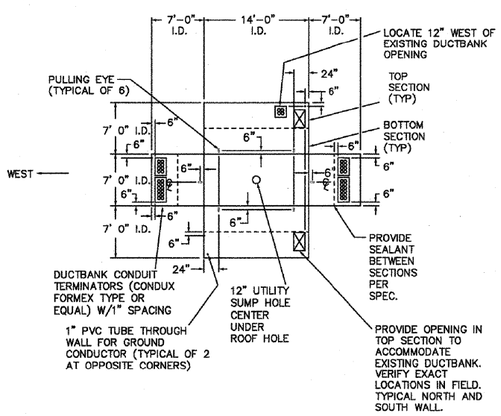


UTILITY HOLE BELD UH #360 TAKE-OFF DETAIL

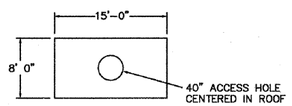


UTILITY HOLE BELD UH #360 TOP VIEW

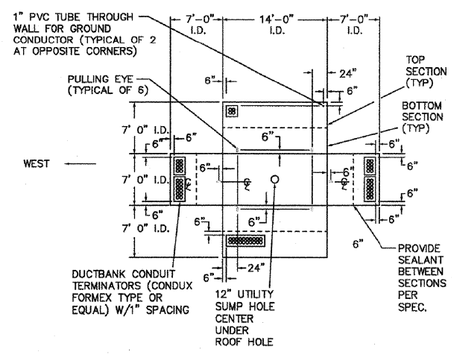


UTILITY HOLE BELD UH #361 TAKE-OFF DETAIL

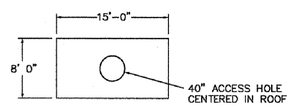


UTILITY HOLE BELD UH #361 TOP VIEW

| BURLINGTON ELECTRIC DEPARTMENT | | |
|---|---|---|
| BURLINGTON, VERMONT | | |
| BURLINGTON ELECTRIC DEPARTMENT UTILITY HOLE/VAULT DETAILS | | |
| DRAWN BY: JFT | SCALE: NONE | DWG. NO.: D8011400 |
| ORIGINAL DATE: 03/23/04 | CHECKED BY/DATE | SHEET 96 OF 252 |