

**RECEIVED**

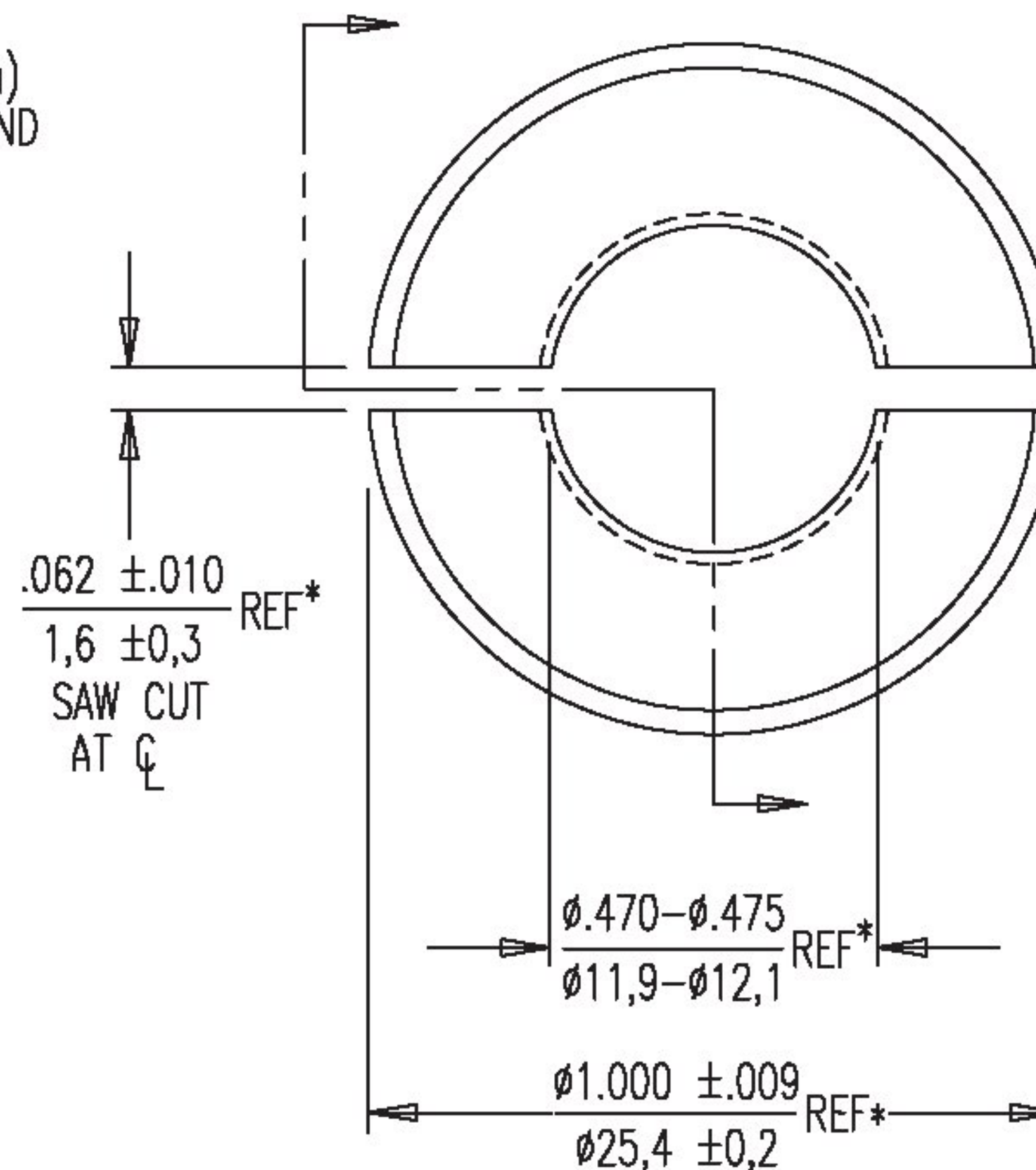
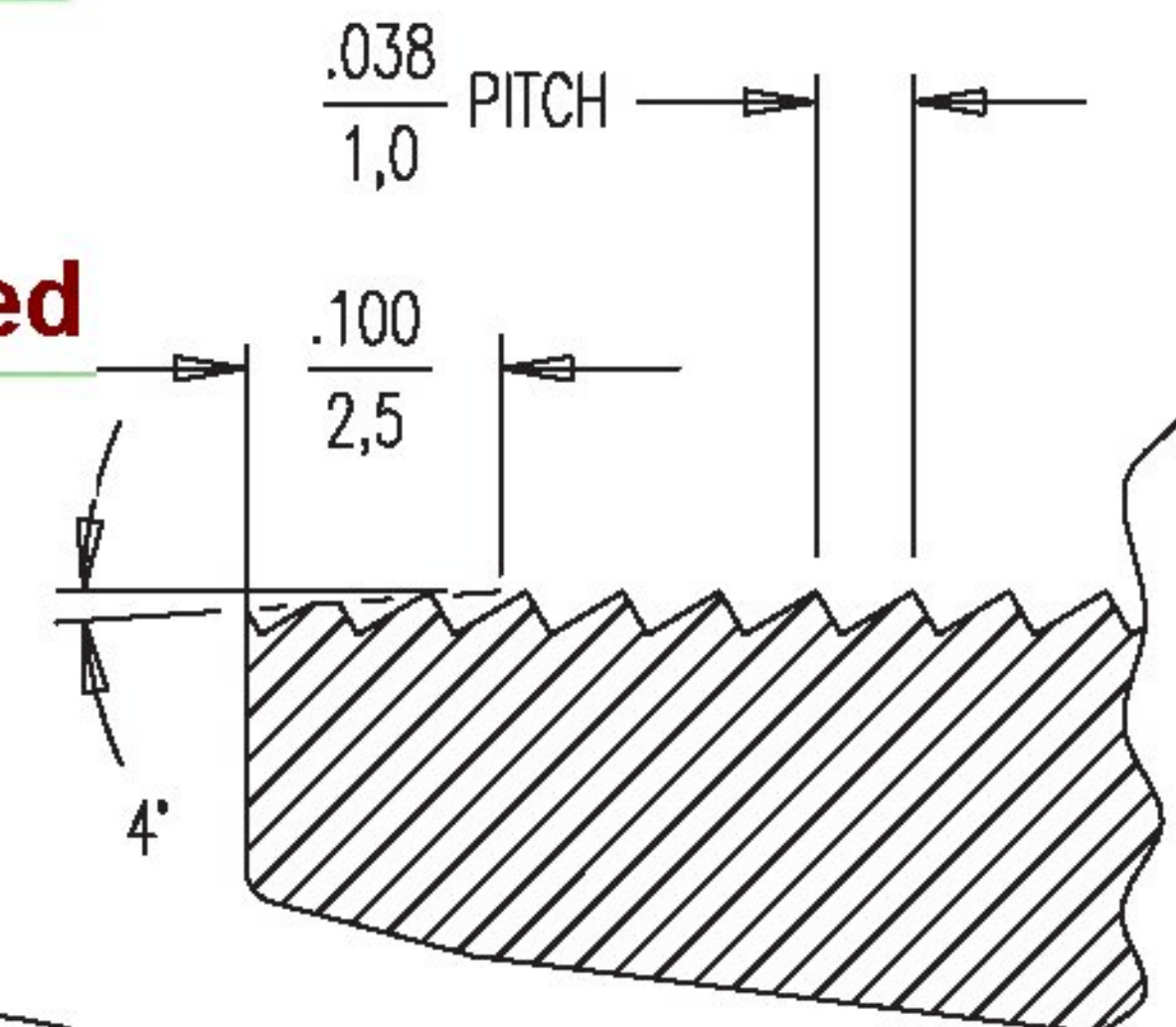
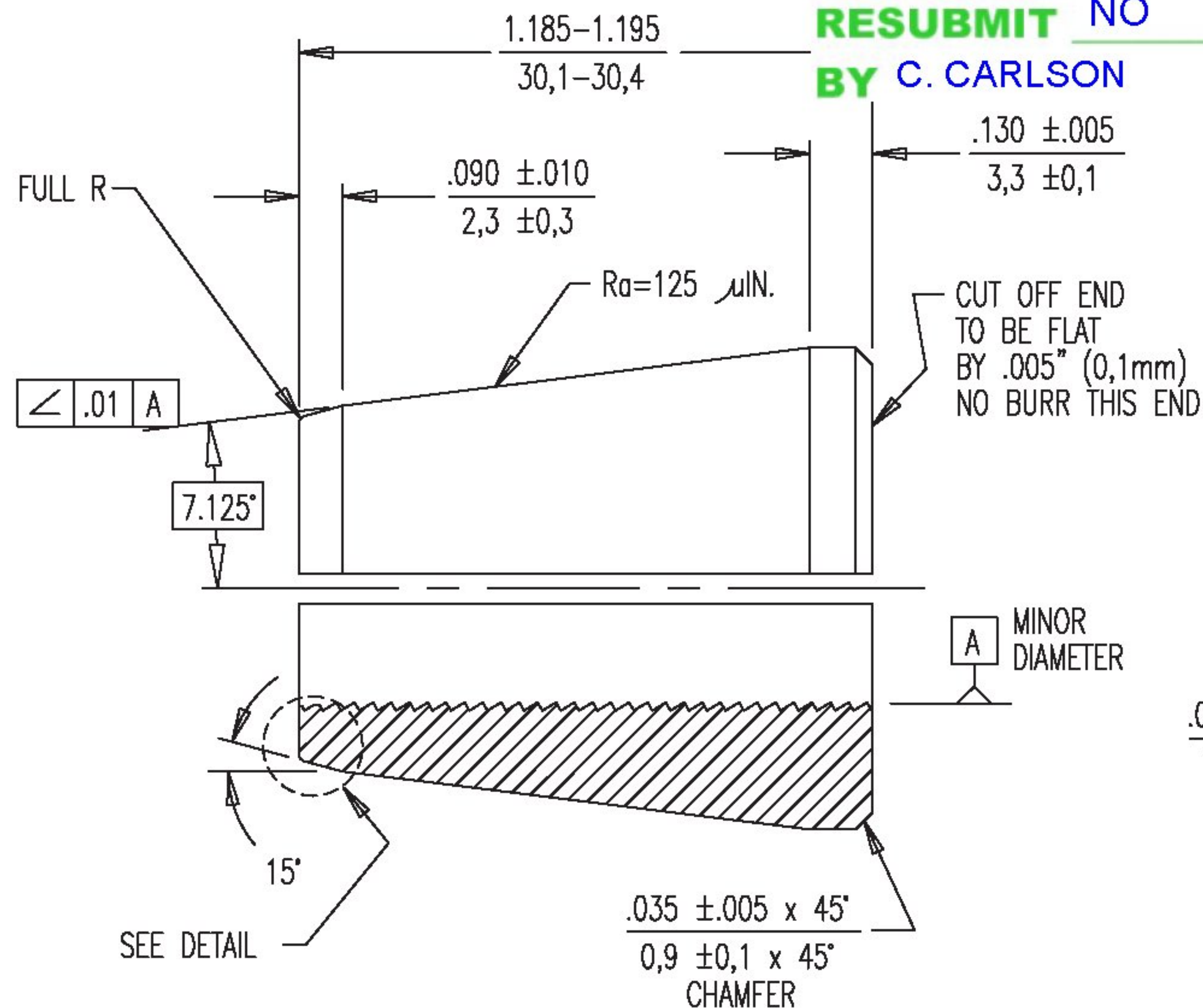
Abutment\_WingWall\_RetainingWall\_Submittal\_1\_120814\_Resubmit\_12.22.14.pdf

CK'D BY CLB OK'D BY DRP

December 9, 2014

RESUBMIT NO  
BY C. CARLSON

Approved AsNoted  
DATE 12/22/14



\* ON UNCUT WEDGE.

Galvanized

NOTES:

1. INTERPRET THIS DRAWING PER ASME Y 14.5M-1994.
2. MAKE SURE THAT THE BUTRESS THREAD IS ORIENTED IN THE DIRECTION SHOWN ON THIS DRAWING.



PART NO.	DESCRIPTION
303525	UNCOATED
303526	ZINC PLATED

DYWIDAG POST-TENSIONING SYSTEMS				DIMENSIONS: INCH/mm mm FOR REFERENCE ONLY		Q.A.		QUALITY PLAN NUMBER: QS00000500S				PART NUMBER 303525 303526	
0.5" 2-PART WEDGE, 1.2" LONG				TOLERANCES: ±.020 UNLESS NOTED		WEIGHT .134 LBS.		REV.		DATE		NAME	
DATE: 10-21-94   DWG: G. MALECKI   CHK: C.S.   APP: K.S.				MATERIAL: 1" ROUND 12L14		SCALE 2:1 5:1		1		06-03-96		C.S.	
This drawing, the pertinent enclosures, descriptions, calculations etc. and their contents are the property of DYWIDAG SYSTEMS INTERNATIONAL, USA, INC. They are not allowed to be duplicated with-out our permission. They are also not to be shown or explained for any reason to a third party other than for reasons expressly intended by the original receiver. They have to be returned on request.								2		06-28-96		C.S.	
								3		09-29-97		A.W. PB-105	
								4		01-05-98		A.W. ECRN-0049	
								5		09-17-04		C.S. ECRN-0104	
												DRAWING NUMBER 303525	
DYWIDAG-SYSTEMS INTERNATIONAL, USA, INC.													