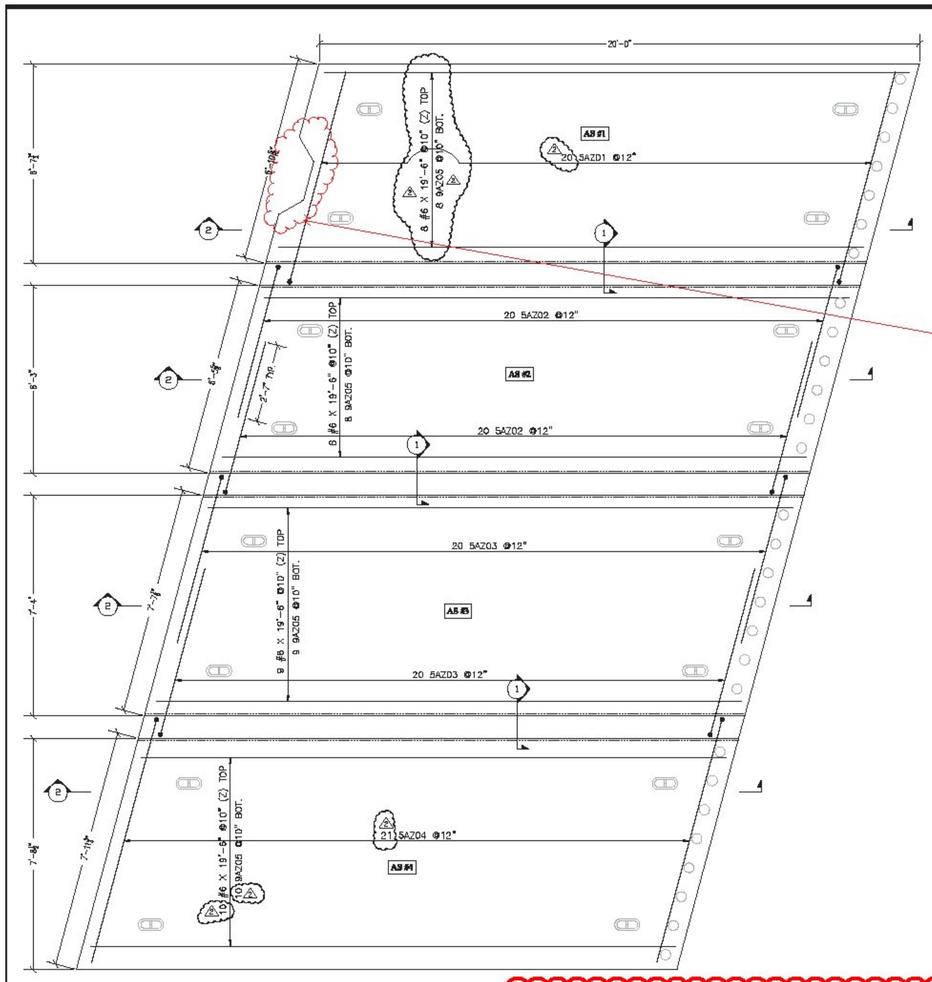

APPROACH SLAB #1 PLAN

Release Number: 001						BAR LIST											
Bar Mark	Qty	Size	Total Length	Type	'A'	'B'	'C'	'D'	'E'	'F'	'G'	'H'	'J'	'K'	'O'	'R'
	36	#6	19'-6"			19'-6"										
5AZ01	20	#5	15'-3"	17		7'-4"	0'-7⅛"	7'-4"								
5AZ02	40	#5	11'-1"	17		5'-3"	0'-7⅛"	5'-3"								
5AZ03	40	#5	12'-3"	17		5'-10"	0'-7⅛"	5'-10"								
5AZ04	21	#5	17'-6"	17		8'-5 ½"	0'-7⅛"	8'-5 ½"								
9AZ05	36	#9	20'-8"	1	1'-3"	19'-5"							0'-11 ¾"			

*BAR MARKS MAY CHANGE DUE TO REVISIONS

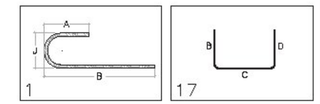

-confirmation of water main block out dimensions has not been confirmed yet; all full length bars will be ordered at this point, then cut to fit as needed.
-all cut ends will be dipped/painted with epoxy paint

See sheet 3 of 4. Per email, blockout dimensions will follow contract plan dimensions.

ALL DUAL COATED REINF. DENOTED (Z)

(2) 5'-0" LONG SAMPLE BARS WILL BE PROVIDED FOR EACH BAR SIZE

Agree must provide two, 5-foot test bars per each bar size. Just make sure it is understood that the quantities at the top of this sheet do not account for the test bars.

LAP CHART	
#5	2'-7"

LEGEND:
CONT.-CONTINUOUS
TRANS.-TRANSVERSE
DWLS.-DOWELS
VERTS.-VERTICAL
HORIZ.-HORIZONTAL
T&B -TOP & BOTTOM
I.F.-INNER FACE
O.F.-OUTER FACE
E.E.-EACH END
E.F.-EACH FACE
F.F.-FRONT FACE
R.F.-REAR FACE
E.W.-EACH WAY
O.C.-ON CENTER
L.W.-LONG WAY
S.W.-SHORT WAY

FOR APPROVAL

ELEVATIONS & DIMENSIONS SHOWN ON THIS DWG. ARE FOR REINF. DETAILING PURPOSES ONLY AND ARE NOT INTENDED FOR CONSTRUCTION.

REINF. BARS ASTM A615 GRADE 60 DUAL COATED

VERIFICATION OF UNCLEAR INFORMATION MAY BE REQUESTED ON THIS DRAWING. SHOULD VERIFICATION BE LEFT UN-ADDRESSED IT WILL REMAIN AS SHOWN AND ASSUME TO BE CORRECT.

Okay that CCS is providing additional bars in the closure pour but it should be understood that these bars are incidental to the approach slab bid item.

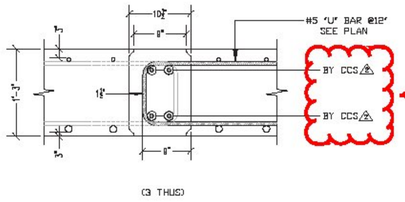

SECT. 1

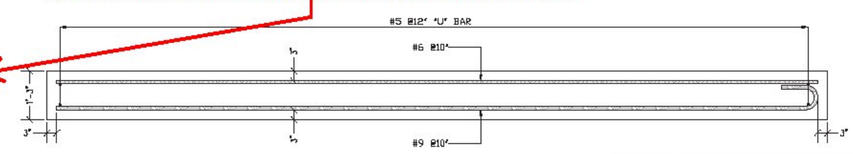

SECT. 2

Fine

PLEASE CONFIRM TYP. HOOKS USED

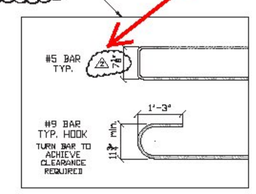

6			
5			
4			
3	1/12/15		REVISED/ENG COM/FOR APPROVAL
2	12/3/14		REVISED/SDI COM/FOR APPROVAL
1	12/2/14	0	FOR APPROVAL
	DATE	REV.#	STATUS

DIMENSION
DIMENSION FABRICATORS INC.
4848 7th STREET
ROYAL OAK, 48067
PH: (248) 274-1555
FAX: (248) 274-4305
www.dimensionfabricators.com

STRUCTURE: VTAOT STOWE BRF 0255(11)
LIGHTING:
ARCHITECT:
GENERAL:
OVERHEAD: SD IRELAND CONCRETE CONST. CORP.
DRAWN BY: ED
DATE: 12/2/14
DF.# 9117
DRAWING CONTENT: APPROACH SLAB #1 DUAL COATED REINFORCING
DRAWING #: A

Vermont Agency of Transportation
RECEIVED
CK'D BY CLB OK'D BY DRP
January 13, 2015
RESUBMIT NO Approved AsNoted
BY C. CARLSON DATE 01/15/15