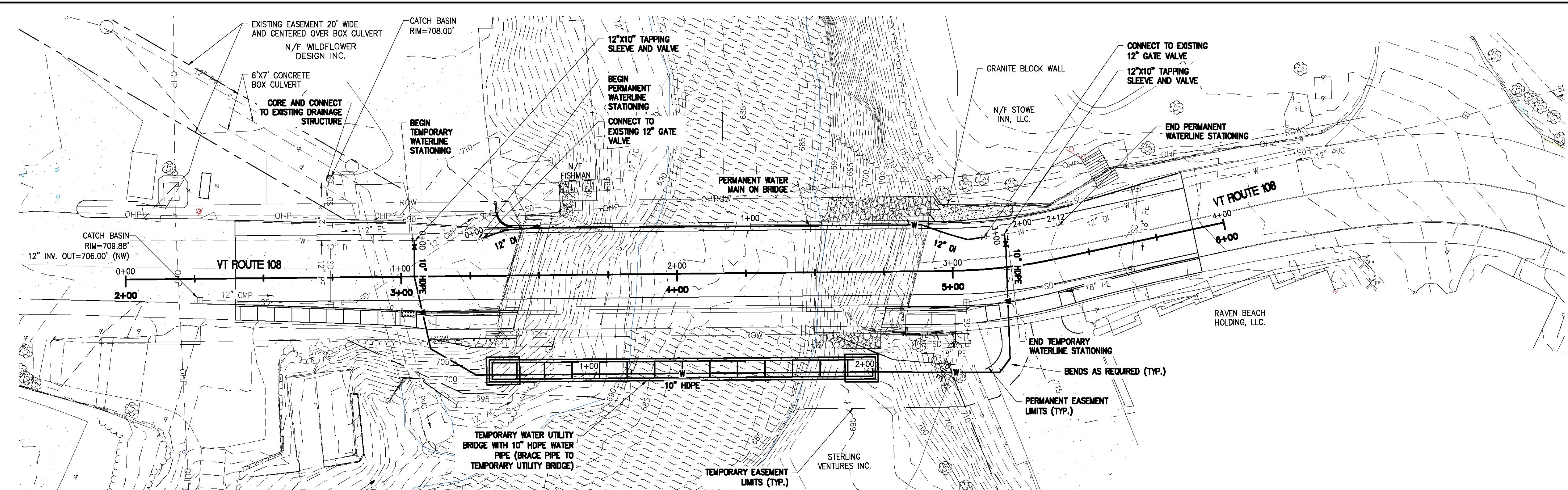

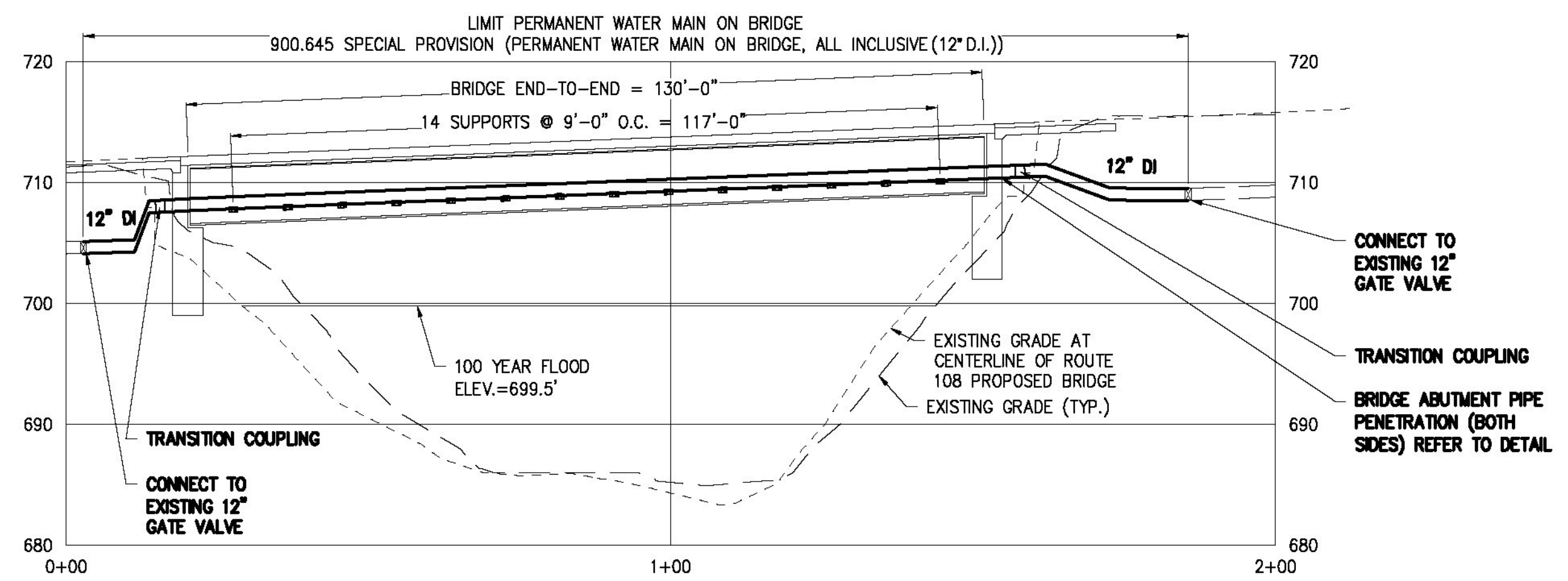
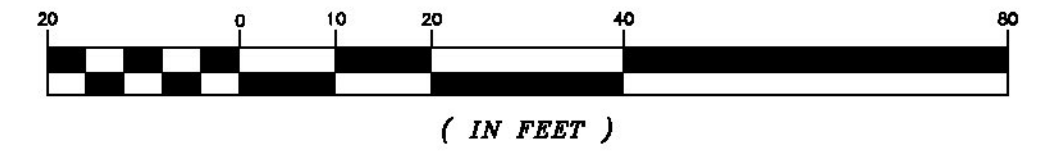




Aldrich + Elliott
 WATER RESOURCE ENGINEERS
 6 Market Place, Suite 2
 Essex Jct., VT 05452
 P: 802.879.7733
 AEEngineers.com

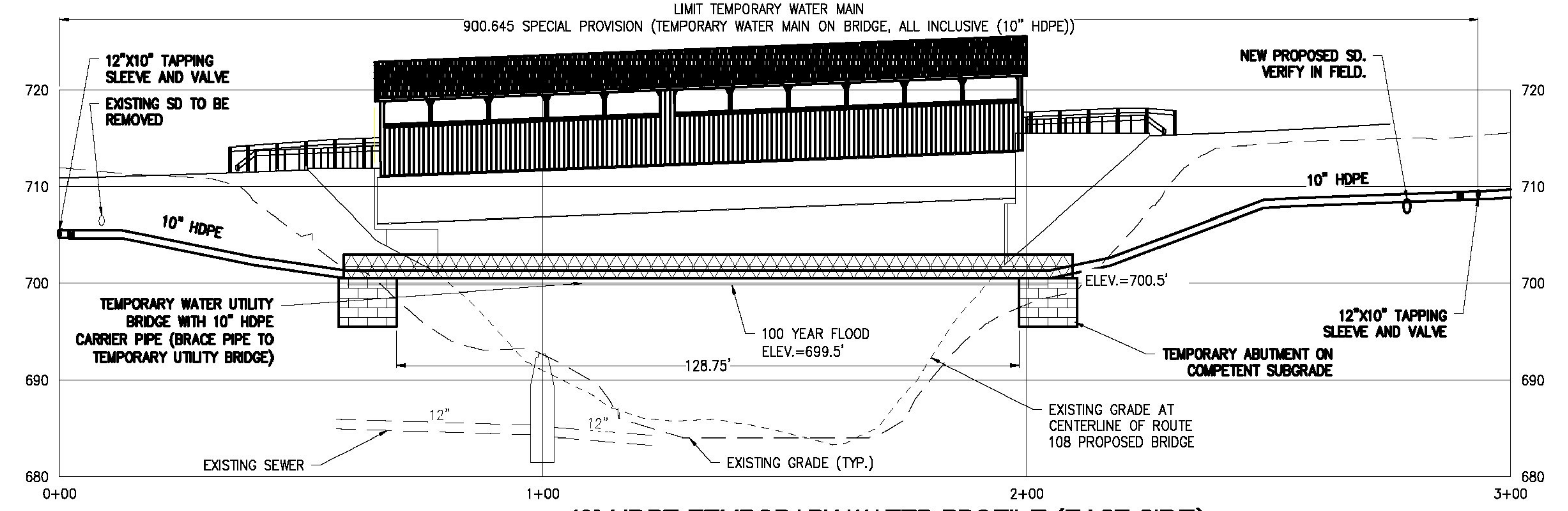


PLAN
 SCALE: 1"=20'
 GRAPHIC SCALE



12" DI WATERLINE RELOCATION PROFILE (WEST SIDE)
 SCALE: HORIZ. 1"=20'
 VERT. 1"=10'

- NOTES:**
1. TEMPORARY WATERLINE BRIDGE AND ABUTMENTS ARE DESIGNED BY TEMPORARY BRIDGE MANUFACTURER.
 2. AFTER TEMPORARY WATER LINE IS IN SERVICE, THE EXISTING 12" GATE VALVES SHALL BE CLOSED PRIOR TO REMOVAL OF EXISTING WATER LINE ON BRIDGE. EXISTING GATE VALVES ON BOTH SIDES OF BRIDGE SHALL BE TEMPORARILY RESTRAINED AFTER REMOVAL OF THE EXISTING WATER LINE ON THE BRIDGE.
 3. TEMPORARY WATER LINE SHALL BE LEFT EMPTY FOR WINTER, THEN FILLED AND TESTED IN SPRING PRIOR TO PLACING IN SERVICE.
 4. ALL BURIED FITTINGS SHALL HAVE MECHANICAL JOINT RESTRAINTS. REFER TO THE SPECIAL PROVISIONS.
 5. THE TEMPORARY WATER LINE SHALL BE CAPPED AND RESTRAINED AT EACH VALVE AFTER THE NEW WATER LINE IS IN SERVICE.



10" HDPE TEMPORARY WATER PROFILE (EAST SIDE)
 SCALE: HORIZ. 1"=20'
 VERT. 1"=10'

CHECKED	DATE	DESCRIPTION

TOWN OF STOWE, VERMONT

BRIDGE STREET
 BRIDGE UTILITY REPLACEMENT
 BR# 0235 (11)

12" WATERLINE RELOCATION AND 10" TEMPORARY WATER PLAN AND PROFILE

DESIGNED CM	PROJECT NO. 14012
DRAWN JEN	DRAWING
CHECKED JAB	DATE MAY, 2014