

COLORS

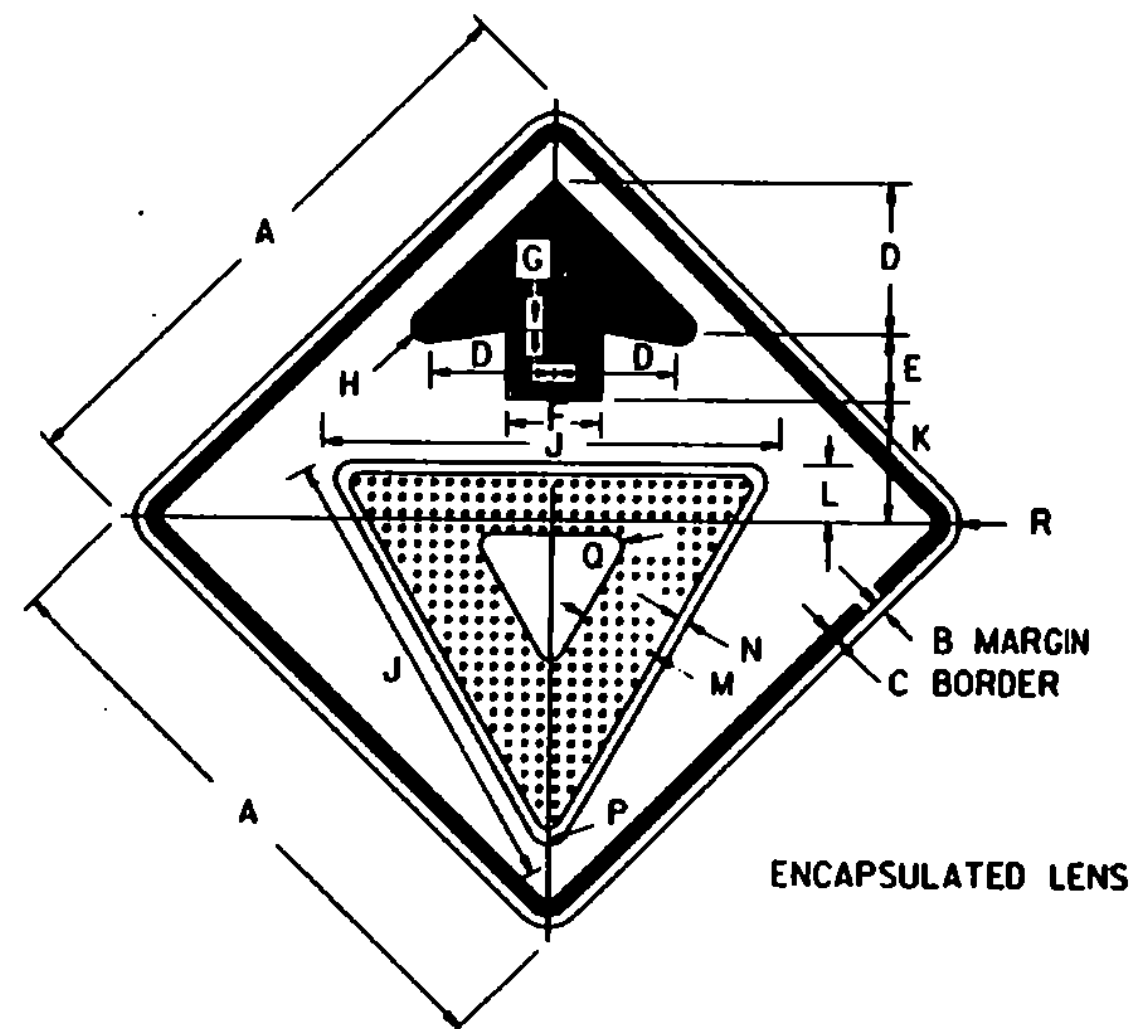
BORDER AND ARROW - BLACK (NON-REFL)
 SYMBOL - WHITE BORDER ON RED BACKGROUND (REFL)

SIGN	DIMENSIONS (INCHES)													
	A	B	C	D	E	F	G	H	J	K	L	M	N	P
MIN.	30	1/2	3/4	7 1/2	3 3/4	5	3/8	3/8	15 3/4	6 1/4	2 1/8	1/2	1 1/4	1 1/8
STD.	36	3/8	7/8	9	4 1/2	6	3/4	3/8	19	7 1/2	3 1/2	3/8	2 1/4	2 1/4
SPECIAL	48	3/4	1 1/4	12	6	8	1	1/2	25 3/4	10	4 1/2	3/4	3	3

SIGN	DIMENSIONS (INCHES)															
	A	B	C	D	E	F	G	H	J	K	L	M	N	P	Q	
MIN.	24	3/8	3/8	10 1/4	8 1/4	3 1/2	2 1/8	4 1/8	22 1/4	1 1/2	6 3/8	2 1/8	10 3/8	22 3/8	2 1/8	
STD.	30	1/2	3/4	13	11	4 3/8	3	5 1/4	28	1 3/8	8	3	13	27 1/4	2 1/8	
EXPWY.	36	3/8	7/8	15 3/4	13 1/4	5 1/4	3 1/8	6 1/8	33 3/8	2 1/4	9 3/8	4	15 3/8	33 3/8	2 1/8	
FWY.	48	3/4	1 1/4	20 1/2	17 1/2	7	4 1/4	8 1/4	45	3	12 3/4	5 1/4	20 3/4	44 3/4	2 1/8	

SIGN	DIMENSIONS (INCHES)																
	A	B	C	D	E	F	G	H	J	K	L	M	N	P	Q	R	S
MIN. & STD.	24	30	3/8	3/8	3 1/2	4E	2 1/2	2 1/8	8E	3E	3	8 1/4	8 1/2	5 3/8	1 1/2	6 1/8	6 3/8
EXPWY.	36	48	3/8	7/8	6	6E	4	5 1/8	12E	4E	6	12 3/8	12 3/4	7 1/8	2 1/4	9 1/4	9 1/2
FWY.	48	60	3/4	1 1/4	7	8E	5	5 3/4	16E	6E	6	16 1/2	17	10 3/8	3	12 1/4	12 3/4

SIGN	DIMENSIONS (INCHES)					
	A	B	C	D	E	F
MIN.	12	18	6	9	1 1/2	1 1/2
STD.	18	24	9	12	3/4	1 1/2
SPECIAL	24	30	12	15	3/8	1 1/2
EXPWY.	30	36	15	18	1	1 1/2
FWY.	36	48	18	24	1 1/8	2 1/4

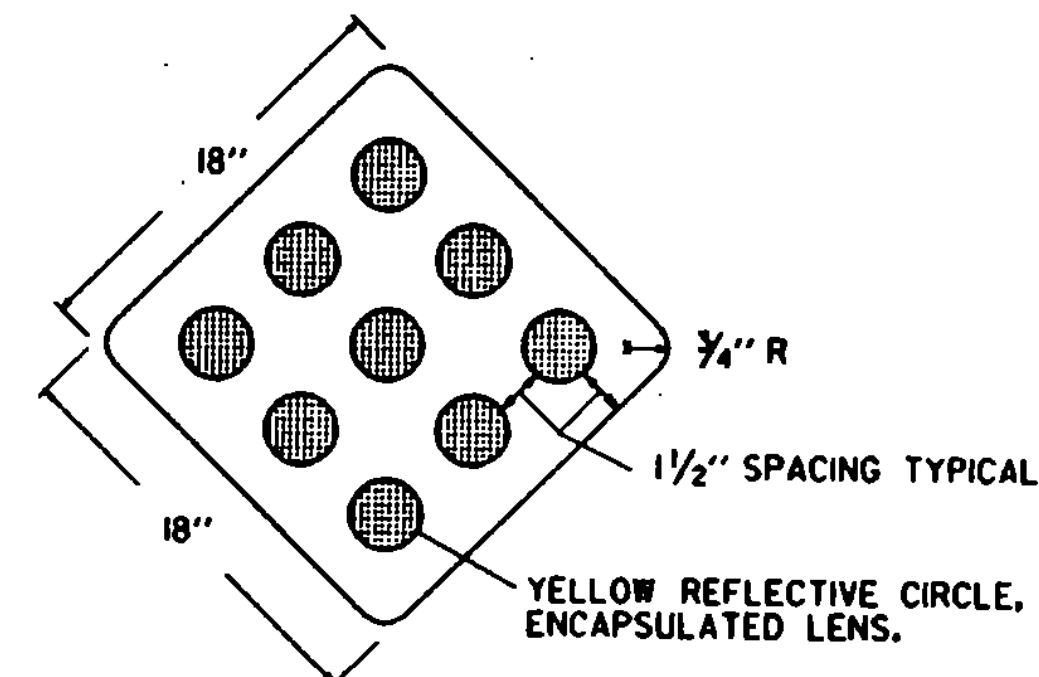


COLORS

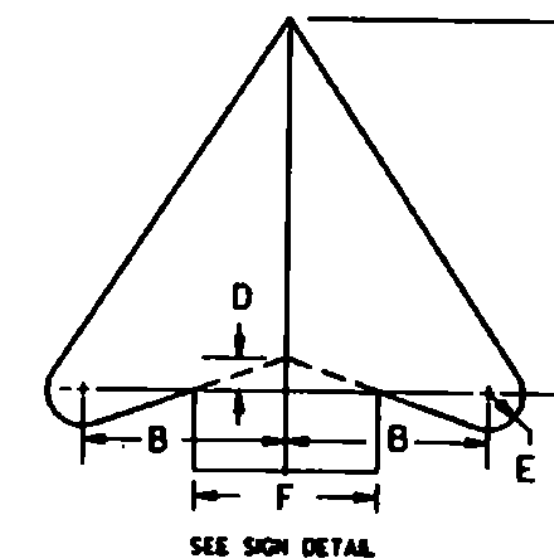
BORDER AND ARROW - BLACK (NON-REFL)
 SYMBOL - RED BORDER ON WHITE BACKGROUND (REFL)

SIGN	DIMENSIONS (INCHES)															
	A	B	C	D	E	F	G	H	J	K	L	M	N	P	Q	R
MIN.	30	1/2	3/4	7 1/2	3 3/4	5	3/8	3/8	25	6 1/4	3	3 3/8	1/2	1 1/4	3/8	1 1/8
STD.	36	3/8	7/8	9	4 1/2	6	3/4	3/8	28	7 1/2	3 3/8	3 3/4	3/8	1 1/8	3/4	2 1/4
SPECIAL	48	3/4	1 1/4	12	6	8	1	1/2	38	10	4 1/2	5	3/4	1 1/8	1	3


SIGN	DIMENSIONS (INCHES)													
	A	B	C	D	E	F	G	H	I	J	K	L	M	N
STD.	36	3/8	3/8	5C	2	2	1 1/2	1 1/2	9 3/8	9 3/8	10 1/4	10 1/4	6 3/8	6 3/8
FWY./EXP.	48	3/4	1 1/4	6C	3	3	13 1/2	13 1/2	11 3/8	11 3/8	12 1/4	12 3/8	8 3/8	8 3/8



HAZARD MARKERS SHALL BE OF 0.060 FLAT SHEET ALUMINUM OR 18 GAGE GALVANIZED FLAT SHEET STEEL, WITH A NON-REFLECTIVE YELLOW BACKGROUND AND NINE 4" DIA. CIRCLES EVENLY SPACED WITH MATERIALS AS NOTED ABOVE.



ARROW HEAD	DIMENSIONS (INCHES)				
	SIZE	B	C	D	E
MIN. AND STD.	24x24	4	7 1/8	3/16	1 1/16
SPECIAL	30x30	5	8 3/8	1 1/16	7/8
EXPWY.	36x36	6	10 3/8	1 3/16	1 1/16
SPECIAL	48x48	8	14 3/8	1 1/16	1 3/8



COLORS

ALL THE WARNING SIGNS SHOWN ON THIS SHEET SHALL HAVE BLACK TEXT AND SYMBOLS ON REFLECTORIZED YELLOW BACKGROUND EXCEPT AS OTHERWISE NOTED. THE COLORS SHALL CONFORM WITH THE COLORS ADOPTED BY THE AMERICAN ASSOCIATION OF STATE HIGHWAY AND TRANSPORTATION OFFICIALS AND APPROVED BY THE DEPARTMENT OF TRANSPORTATION, FEDERAL HIGHWAY ADMINISTRATION.

MATERIALS

THE SIGN BASE MATERIALS USED FOR THE WARNING SIGNS SHOWN ON THIS SHEET MAY BE ANY OF THE FOLLOWING, OF THE MINIMUM THICKNESS NOTED.

	24" x 24"	24" x 30"	30" x 36"	36" x 48"	48" x 48"	48" x 60"
FLAT SHEET ALUMINUM	0.050"	0.050"	0.050"	0.050"	0.050"	0.050"
HIGH DENSITY OVERLAID PLYWOOD	1/2"	1/2"	1/2"	1/2"	1/2"	1/2"
GALVANIZED FLAT SHEET STEEL	18 GAGE	16 GAGE	14 GAGE	12 GAGE	12 GAGE	12 GAGE

THE TEXT, BORDER, AND SYMBOL SHALL BE LETTERING FILM, SILK SCREENED OR HAND PAINTED. WHEN HAND PAINTED, POOR WORKMANSHIP SHALL BE CAUSE FOR REJECTION. ENCAPSULATED LENS REFLECTIVE SHEETING SHALL BE USED FOR THE SIGN BACKGROUND WHERE NOTED.

TEXT DESIGN

LETTERS, DIGITS, SYMBOLS, SPACINGS, AND TEXT DIMENSIONS SHALL CONFORM WITH THE STANDARD ALPHABETS AND DESIGNS PRESCRIBED IN THE MANUAL ON UNIFORM TRAFFIC CONTROL DEVICES.


SPECIFICATIONS

WARNING SIGNS SHALL MEET THE VERMONT STANDARD SPECIFICATIONS FOR "TRAFFIC SIGNS".

REVISIONS AND CORRECTIONS

APPROVED
 OCT. 30, 1987
 DATE
David B. Kelly
 CHIEF ENGINEER
Arthur J. Goss
 DIRECTOR OF PLANNING
 AND PRE-CONSTRUCTION
Stephen B. MacArthur
 TRAFFIC AND SAFETY ENGINEER

WARNING SIGN DETAILS



STANDARD E-150