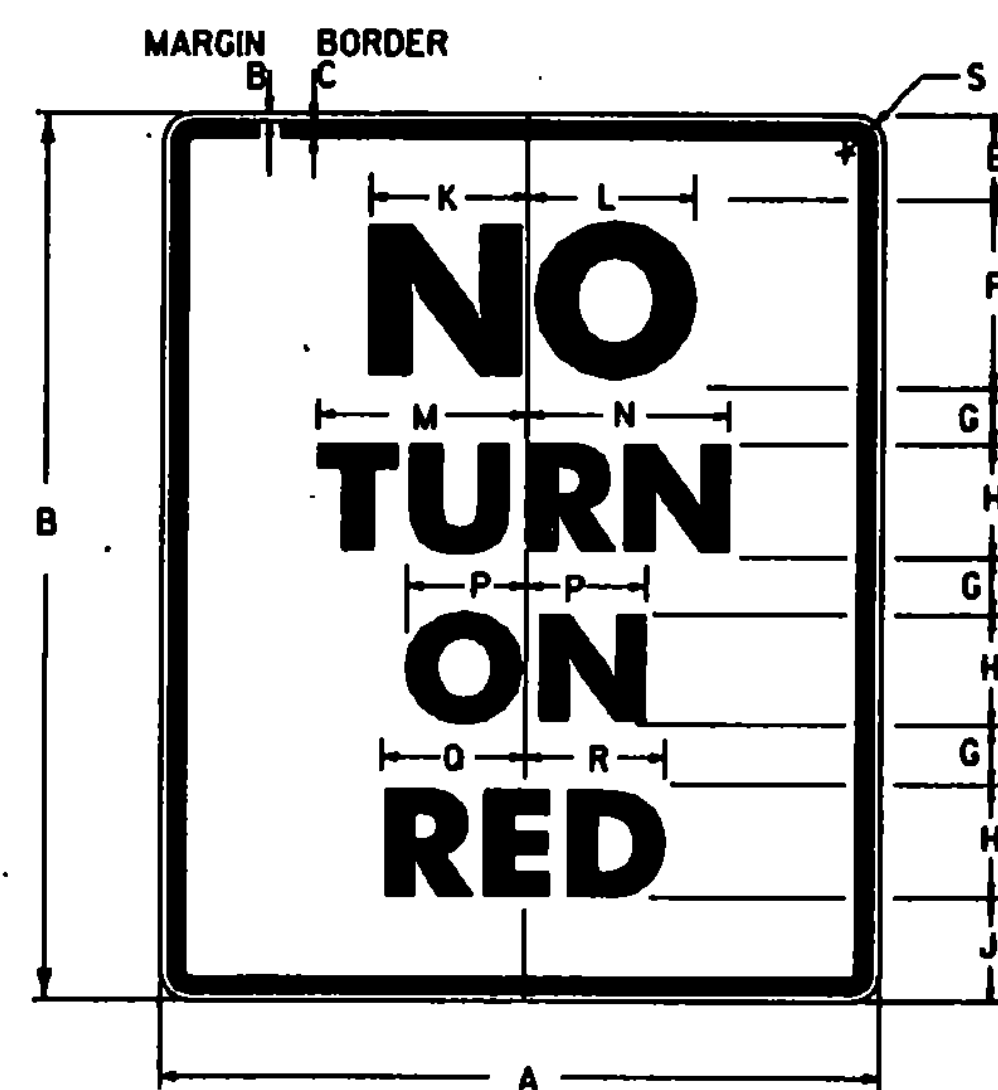
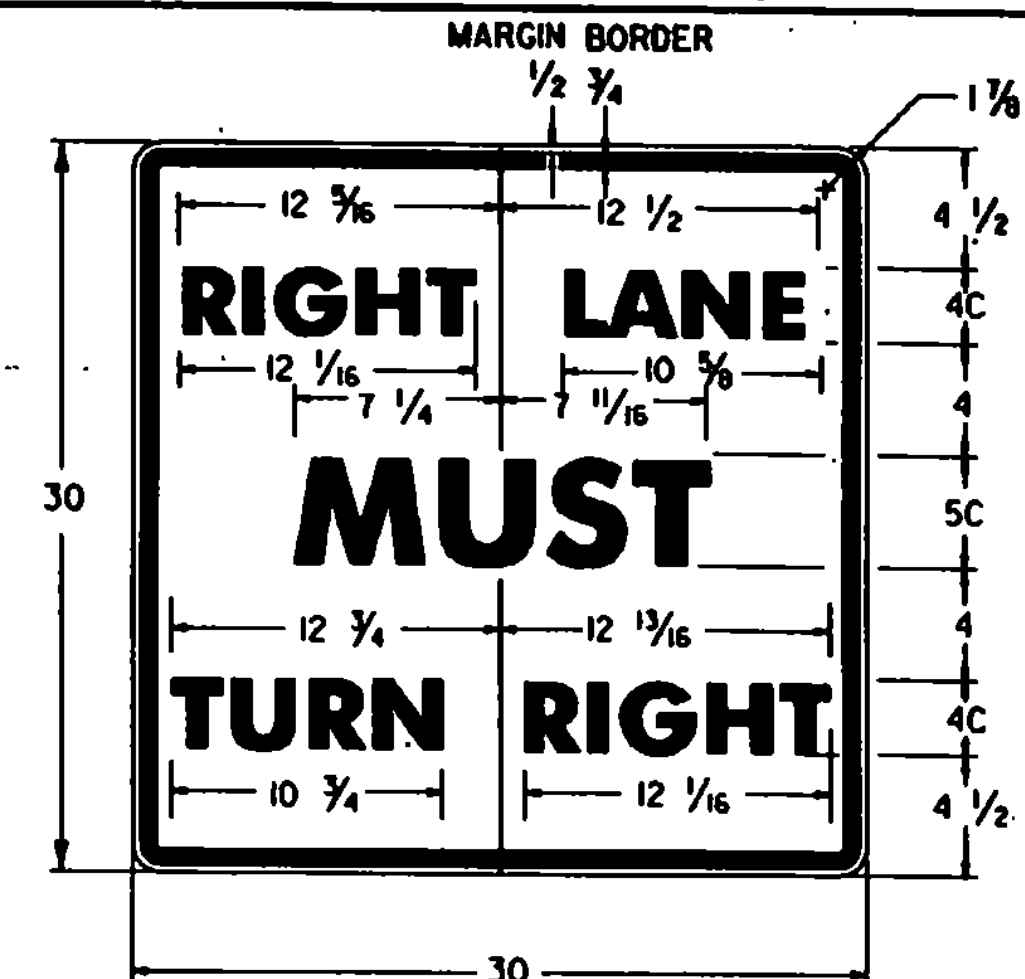
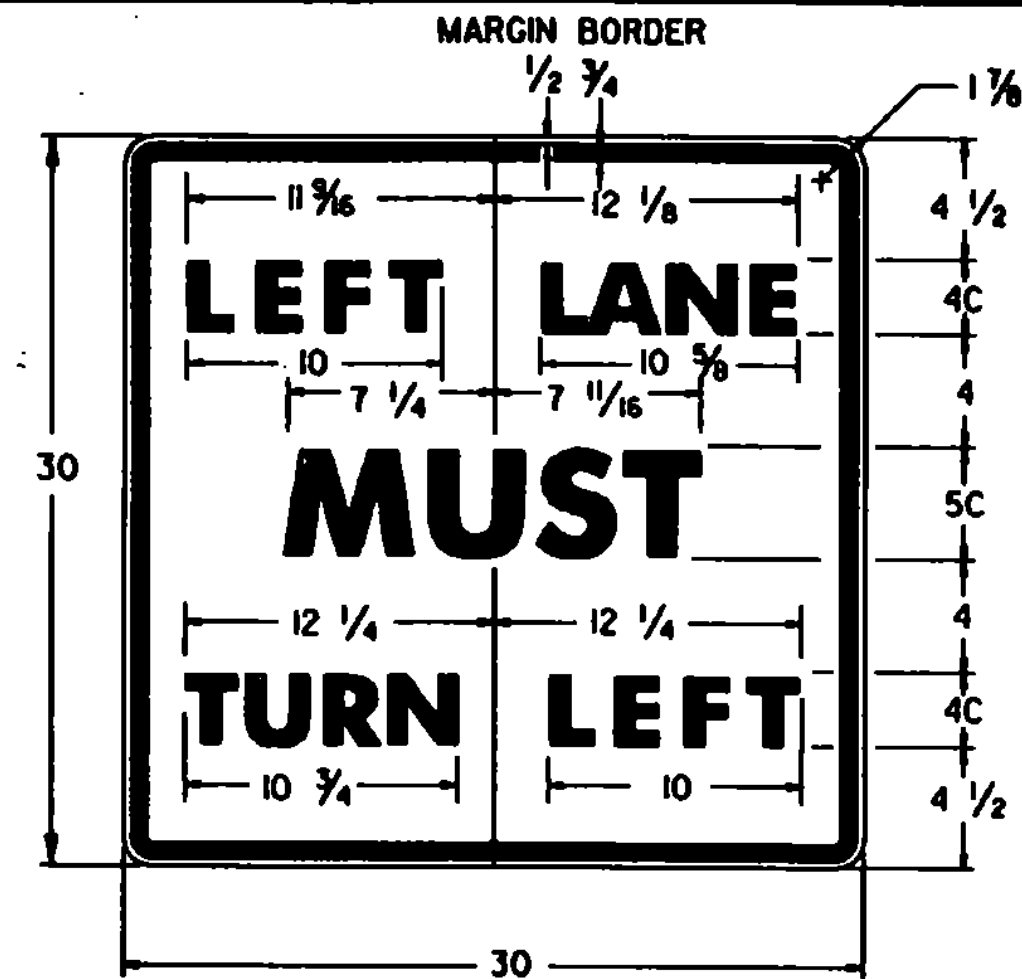
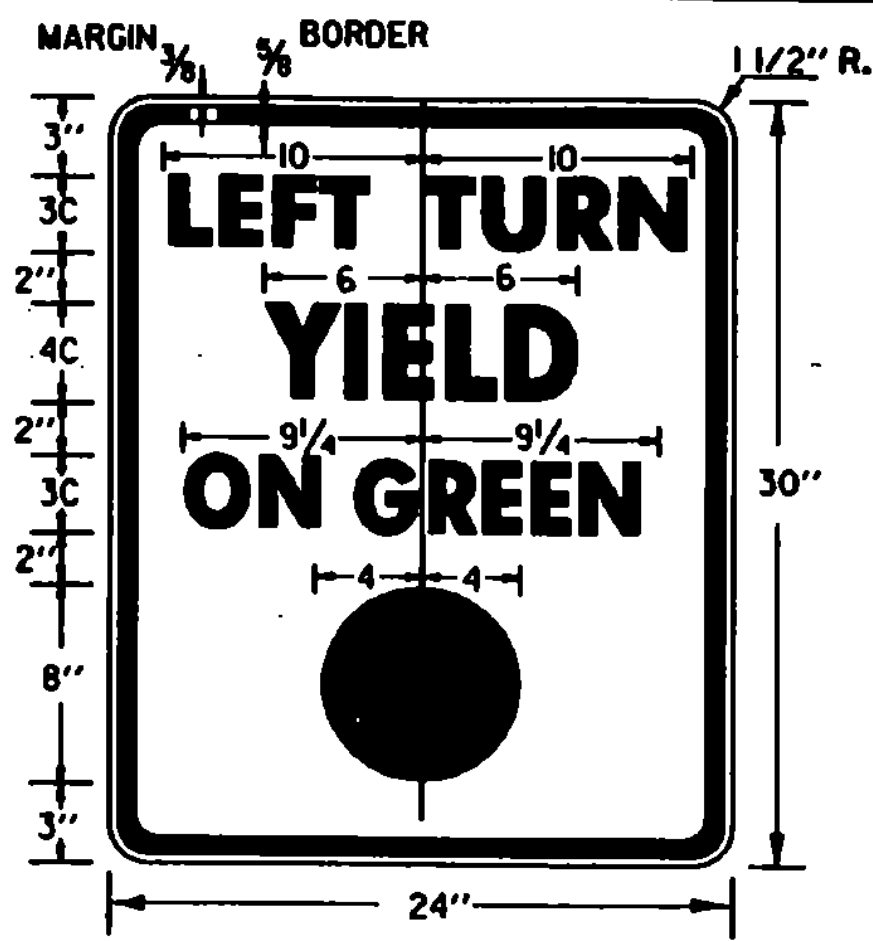
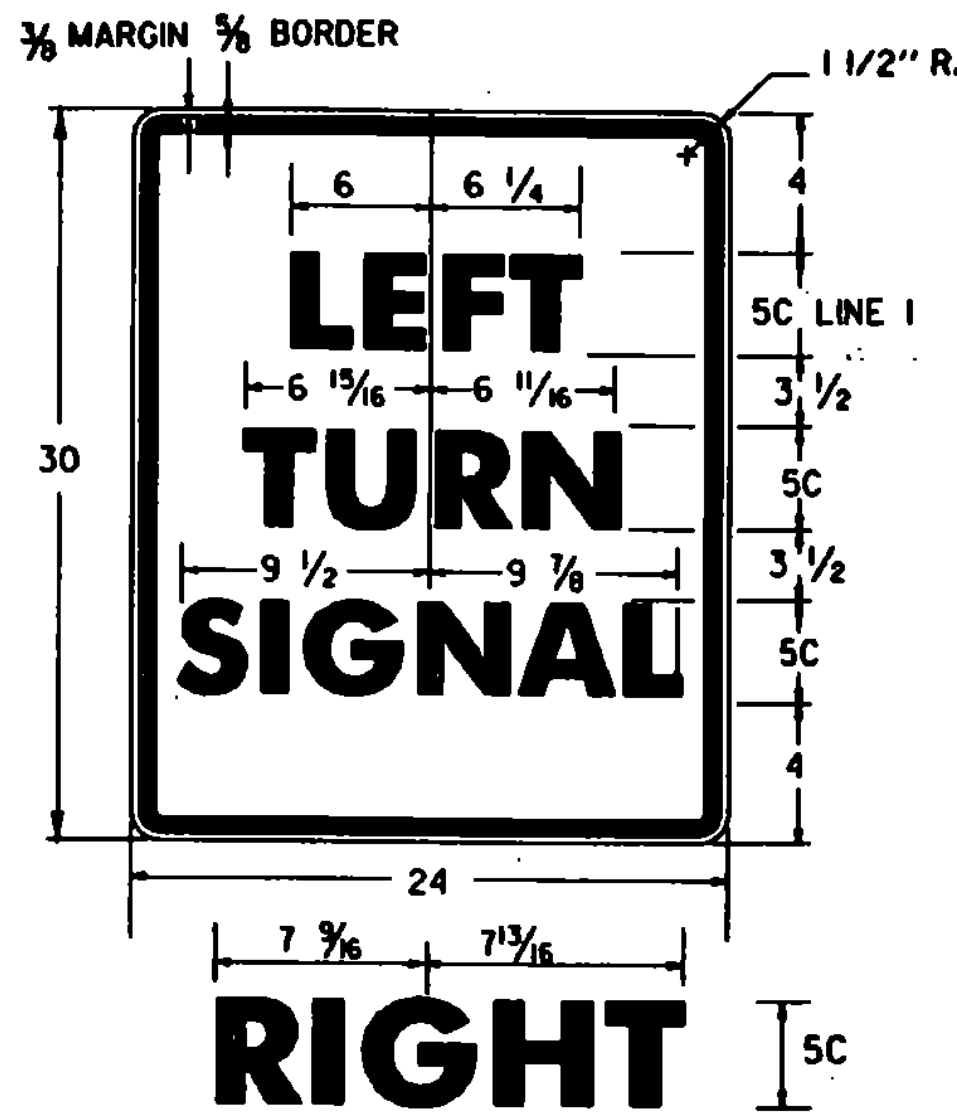
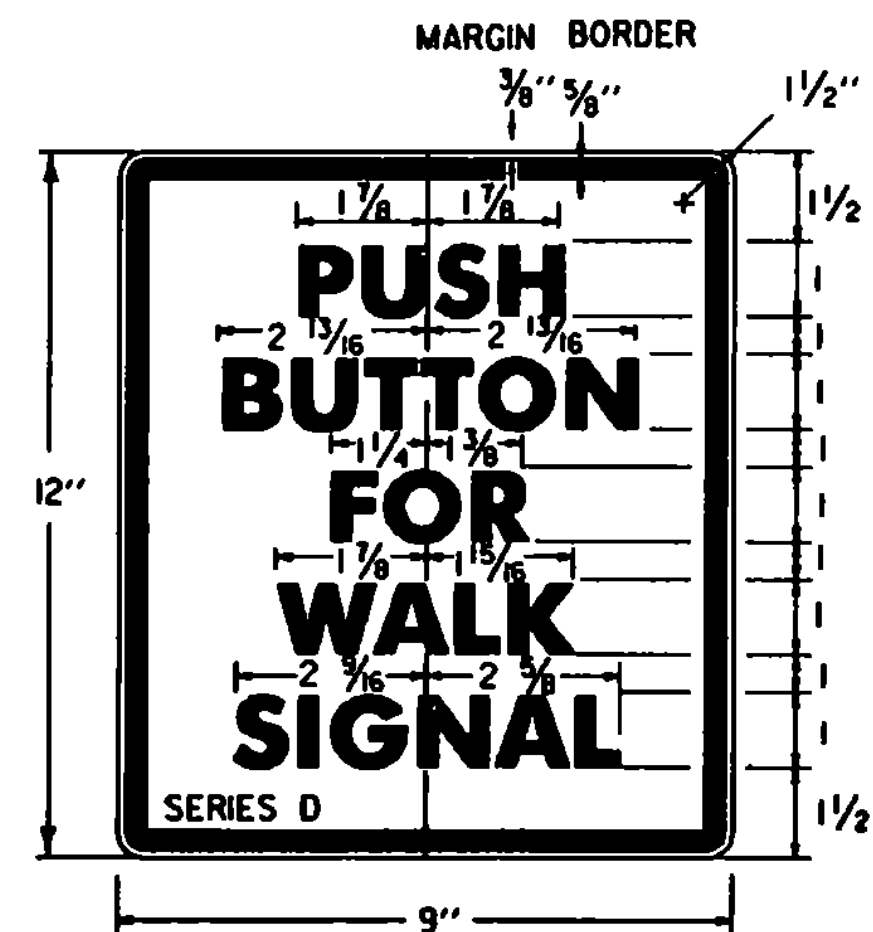
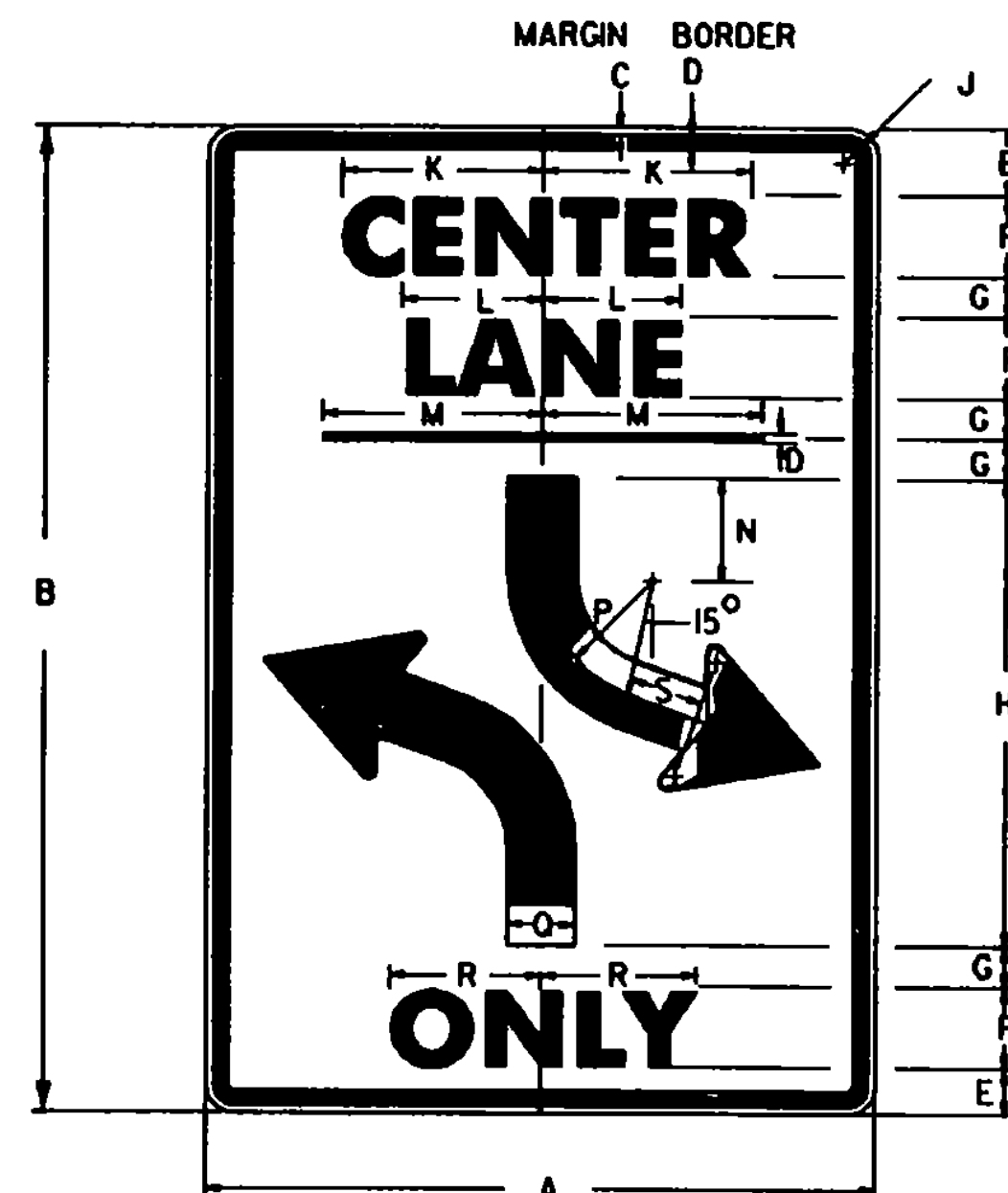


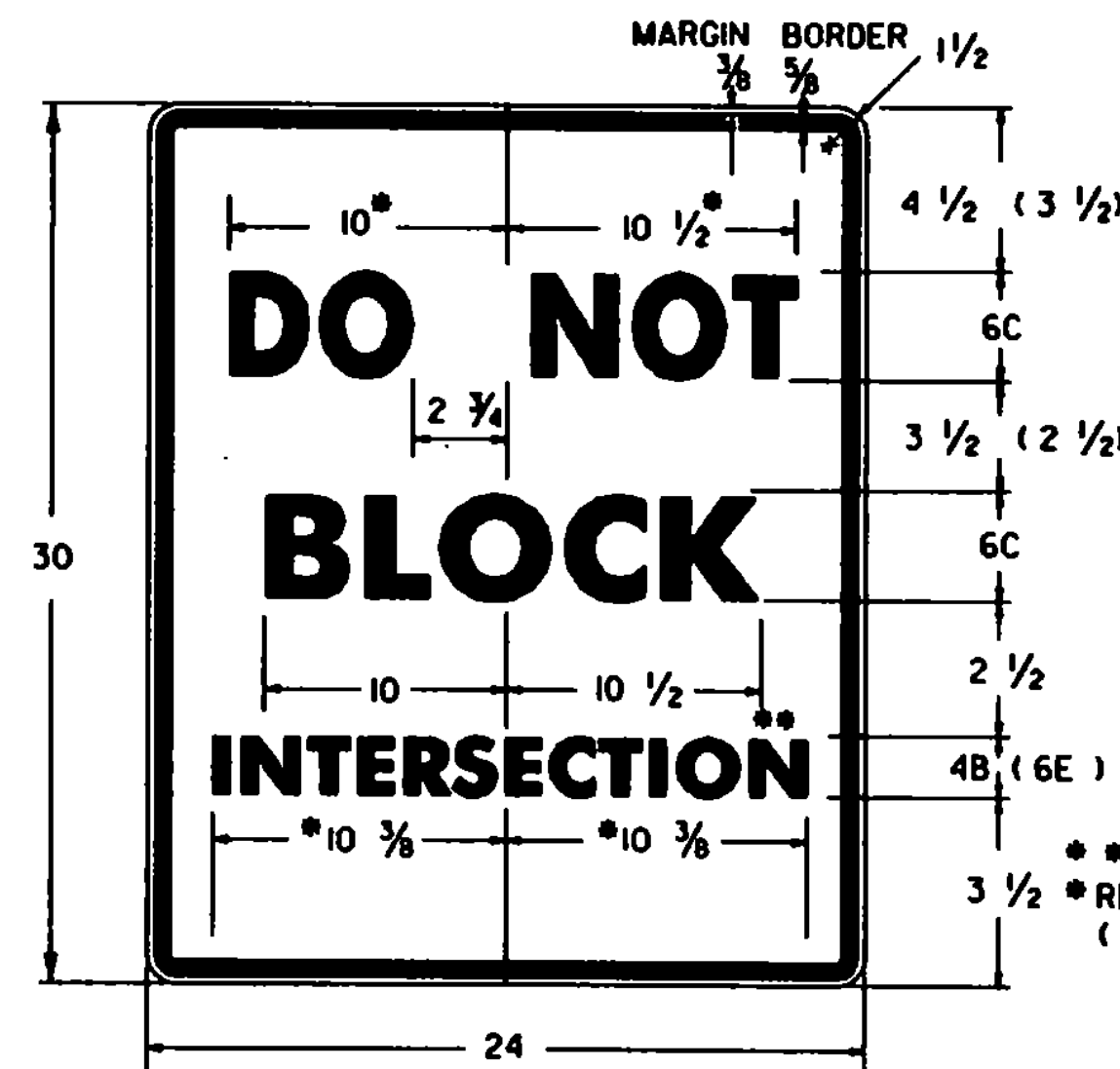
SIGN	A	B	C	D	E	F	G	H
STD.	24	36	3/8	3/8	4	5D	2 1/2	3D
SPECIAL	36	48	3/8	3/8	6	6D	4	4D
SIGN	J	K	L	M	N	O		
STD.	14	4 3/16	8 3/16	6	2 3/4	14 3/8		
SPECIAL	18	7 3/4	9 3/16	7 1/8	2 3/4	6		



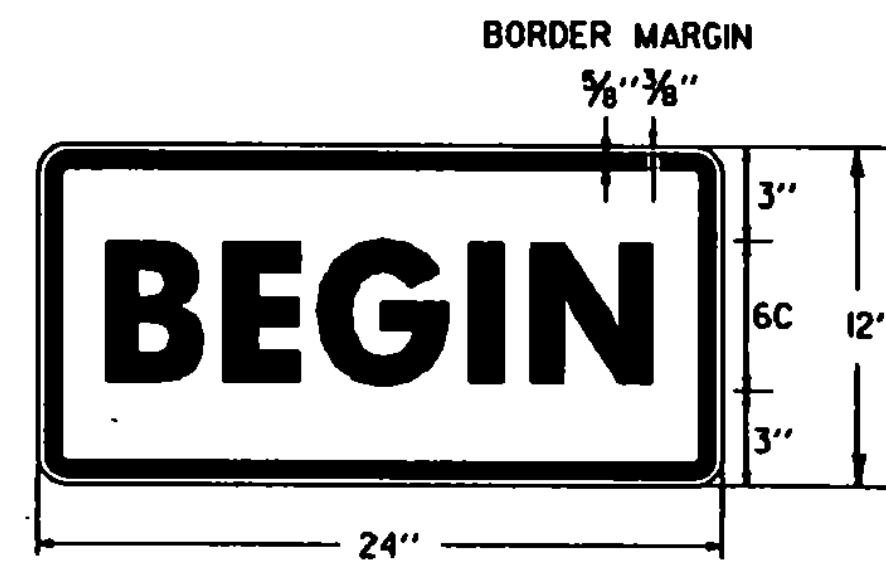
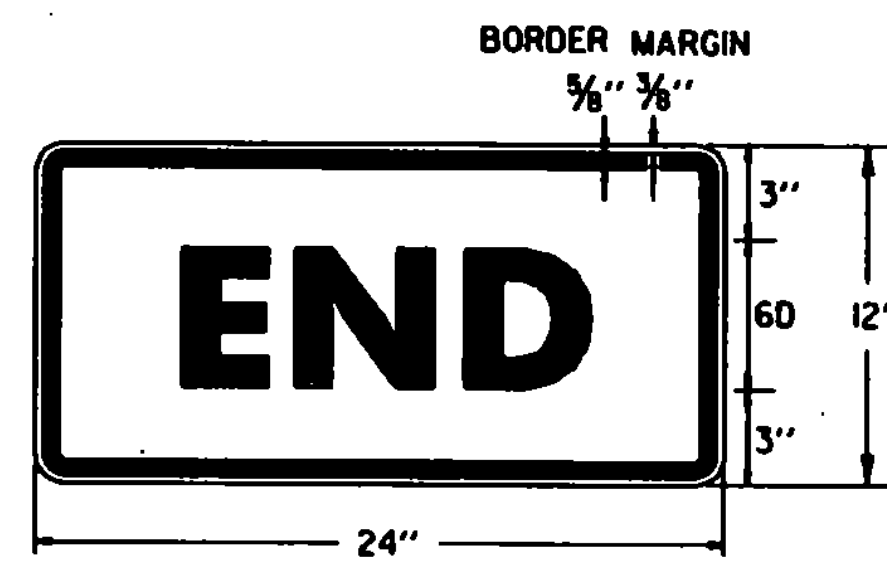
SIGN	DIMENSIONS (INCHES)										
	A	B	C	D	E	F	G	H	J	K	
STD.	24	30	3/8	3/8	3/4	5E	2 1/4	4D	3	4 1/8	
SPECIAL	36	48	3/8	3/8	6	8E	3 1/2	6D	5 1/2	7 3/4	
	L	M	N	P	Q	R	S				
STD.	5 3/16	6 3/8	6 1/2	3 1/2	4 3/8	4 3/8	1 1/2				
SPECIAL	8 1/4	10	9 3/4	5 1/4	6 3/8	7 3/8	2 1/4				



SIGN	DIMENSIONS (INCHES)										
	A	B	C	D	E	F	G	H	J	K	
MIN. AND STD.	24	36	3/8	3/8	2 1/2	3E	1 1/2	16	1 1/2	8 3/16	
SPECIAL	36	48	3/8	3/8	3 1/2	5E	1 1/2	20	2 1/4	14 1/16	
	L	M	N	P	Q	R	S				
MIN. AND STD.	5 3/4	8	2 1/2	6	2	5 3/8	1 1/2				
SPECIAL	9 1/2	12	3	8	3	9 3/8	2				



• • DRIVE  
 3 1/2 \*REDUCE SPACING 50 %  
 ( ) INDICATES DIMENSIONS FOR  
 "DO NOT BLOCK DRIVE" SIGN



COLORS:  
 THE REGULATORY SIGNS SHOWN ON THIS SHEET SHALL HAVE BLACK TEXT ON REFLECTORIZED WHITE BACKGROUND, UNLESS OTHERWISE NOTED. THE COLORS SHALL CONFORM WITH THE COLORS ADOPTED BY THE AMERICAN ASSOCIATION OF STATE HIGHWAY AND TRANSPORTATION OFFICIALS AND APPROVED BY THE DEPARTMENT OF TRANSPORTATION, FEDERAL HIGHWAY ADMINISTRATION.

MATERIALS:  
 THE SIGN BASE MATERIALS USED FOR THE REGULATORY SIGNS SHOWN ON THIS SHEET MAY BE ANY OF THE FOLLOWING, OF THE MINIMUM THICKNESS NOTED.

	24" x 12"	24" x 24"	24" x 30"	24" x 36"	36" x 36"	36" x 48"
FLAT SHEET ALUMINUM	0.060"	0.080"	0.080"	0.080"	0.100"	0.100"
HIGH DENSITY OVERLAID PLYWOOD	1/8"	1/8"	1/8"	1/8"	1/8"	1/8"
GALVANIZED FLAT SHEET STEEL	18 GAGE	16 GAGE	16 GAGE	14 GAGE	14 GAGE	14 GAGE

THE REFLECTIVE MATERIAL FOR GROUND MOUNTED SIGNS SHALL BE FLAT TOP WHITE REFLECTIVE SHEETING APPLIED TO THE ENTIRE BACKGROUND OF THE SIGN. WHEN MOUNTED OVERHEAD, ALL SIGNS SHALL HAVE ENCAPSULATED LENS REFLECTIVE SHEETING APPLIED TO THE ENTIRE BACKGROUND OF THE SIGN. THE TEXT OF THE SIGNS MAY BE LETTERING FILM, SILK SCREENED OR HAND PAINTED. WHEN HAND PAINTED, POOR WORKMANSHIP SHALL BE CAUSE FOR REJECTION.

TEXT DESIGN:  
 LETTERS, DIGITS, ARROWS, SPACINGS AND TEXT DIMENSIONS SHALL CONFORM WITH THE STANDARD ALPHABETS AND DESIGNS DESCRIBED IN THE MANUAL ON UNIFORM TRAFFIC CONTROL DEVICES.

SPECIFICATIONS:  
 REGULATORY SIGNS SHALL MEET THE VERMONT STANDARD SPECIFICATIONS FOR "TRAFFIC SIGNS".

REVISIONS AND CORRECTIONS

APPROVED

OCT. 30, 1987  
 DATE  
*David B. Kelley*  
 CHIEF ENGINEER  
*Arthur J. Hess*  
 DIRECTOR OF PLANNING  
 AND PRE-CONSTRUCTION  
*London S. MacArthur*  
 TRAFFIC AND SAFETY ENGINEER

# REGULATORY SIGN DETAILS



# STANDARD E-140