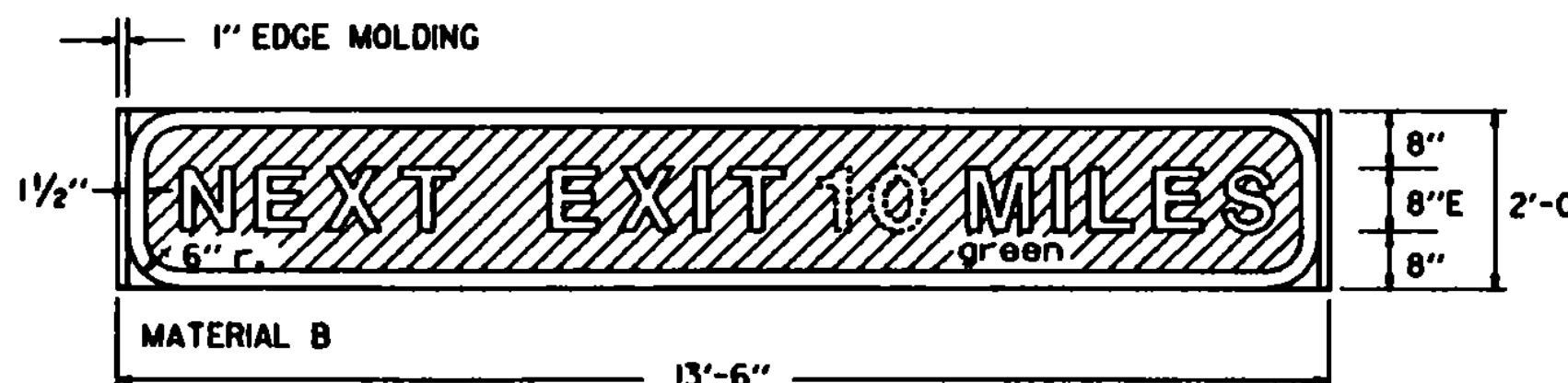
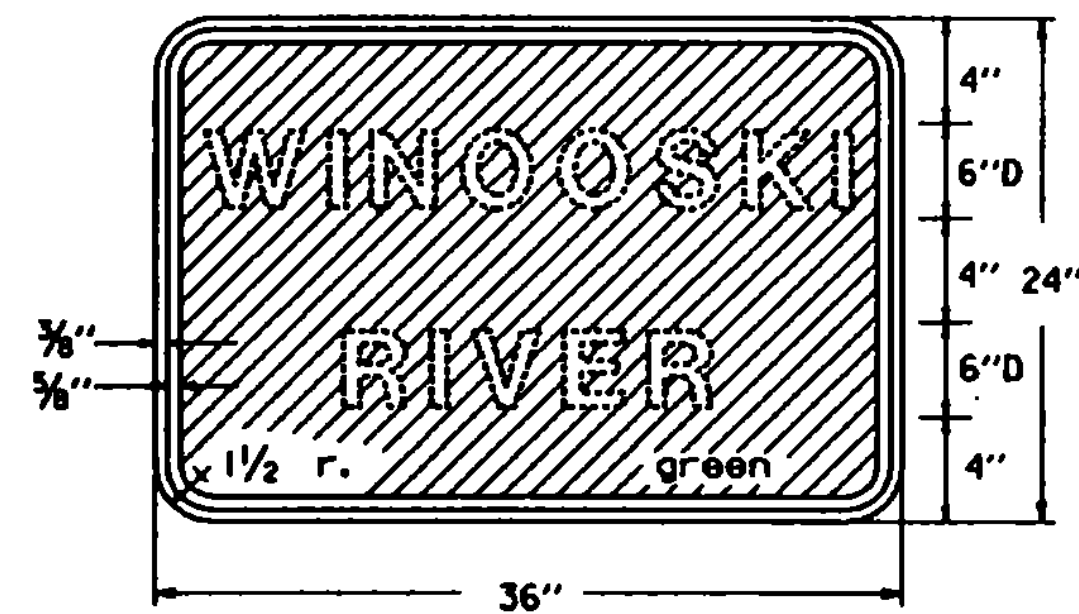
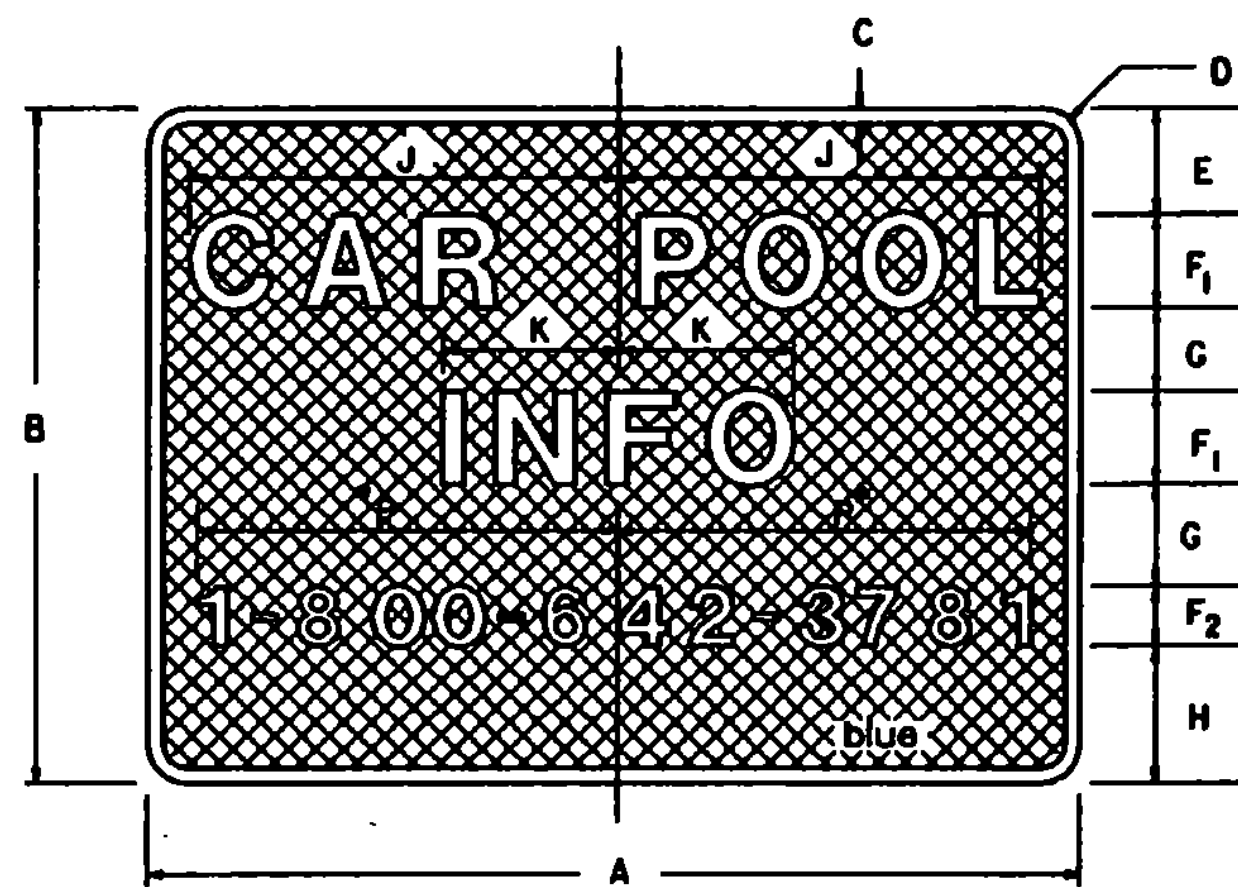
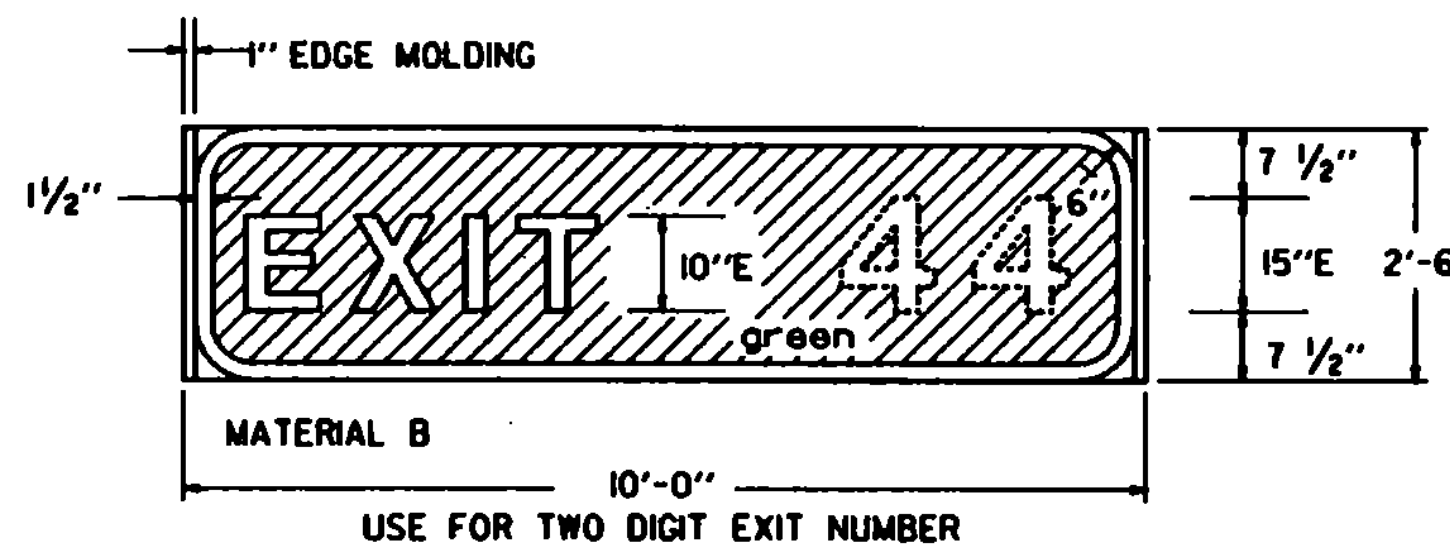
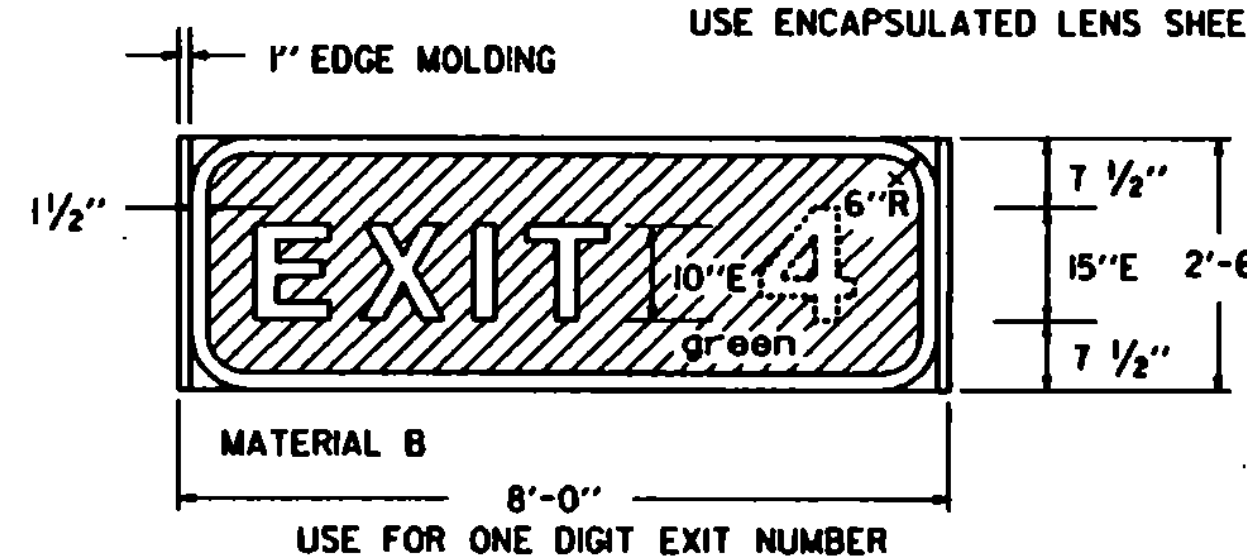


A\* OPTICALLY SPACE CHARACTERS ABOUT CENTERLINE. ACTUAL DIMENSIONS VARY.

NOTE: DOTTED LINES AND NUMERALS INDICATE TEXT THAT VARIES.



\* REDUCE NUMERAL TO NUMERAL SPACING 20%. TOTAL DASH SPACE: FWY, 3 1/2; STD, 3 1/8.

SIGN	DIMENSIONS (INCHES)														
	A	B	C	D	E	F	G	H	J	K	L	M	N	P	
STD. AND EXPWY.	54	42	3/4	1/4	6	6E	6C	5	8	20%	8%	6 3/4	1	1/8	24
FWY.	72	54	1/4	1/4	8	8E	8C	6	10	3 1/2	13 1/4	8 1/2	1/2	1/2	32

USE THIS SIGN WHEN PARENT SIGN IS LESS THAN 14' (HORIZ.)

USE THIS WHEN PARENT SIGN IS 14' OR MORE (HORIZ.)

**MATERIALS**

THE SIGN BASE MATERIAL USED FOR THE GUIDE SIGNS ON THIS SHEET MAY BE ANY OF THE FOLLOWING EXCEPT AS NOTED:

- A - HIGH DENSITY OVERLAID PLYWOOD, 3/4" MINIMUM THICKNESS WITH REFLECTIVE SHEETING. (MAY BE USED FOR TYPE A SIGNS ONLY)
- B - EXTRUDED ALUMINUM PANELS, WITH REFLECTIVE SHEETING.
- C - FORMED GALVANIZED STEEL PANELS, WITH REFLECTIVE SHEETING.

**TEXT AND BORDER**

THE MATERIAL FOR THE TEXT AND BORDER AND SYMBOLS OF THESE SIGNS SHALL BE OF FLAT SHEET ALUMINUM 0.040 THICKNESS WITH WHITE OR SILVER ENCAPSULATED SHEETING.

**COLORS**

THE SIGNS SHALL HAVE A REFLECTORIZED WHITE TEXT ON A REFLECTORIZED GREEN OR BLUE BACKGROUND AS INDICATED FOR EACH SIGN. THE GREEN AND BLUE SHALL CONFORM WITH THOSE FOUND IN STANDARD COLOR TOLERANCE CHARTS AS APPROVED BY THE U.S. DEPT. OF TRANSPORTATION, FEDERAL HIGHWAY ADMINISTRATION.

**LETTERING**

LETTERS AND DIGITS SHALL CONFORM WITH THE REQUIREMENTS FOUND IN THE PUBLICATION "STANDARD ALPHABETS FOR HIGHWAY SIGNS AND PAVEMENT MARKINGS" PRINTED BY THE FEDERAL HIGHWAY ADMINISTRATION.

**DESIGNS**

THE DESIGN OF THESE SIGNS SHALL CONFORM WITH THE DETAILS SET FORTH IN THE MANUAL "STANDARD HIGHWAY SIGNS" AS SPECIFIED IN "THE MANUAL ON UNIFORM TRAFFIC CONTROL DEVICES."

**SPECIFICATIONS**

THE SIGNS SHALL MEET THE STANDARD STATE SPECIFICATIONS FOR "TRAFFIC SIGNS."

REVISIONS AND CORRECTIONS

APPROVED

SEPT. 10, 1987  
DATE  
*David B. Kelly*  
CHIEF ENGINEER  
*Gordon B. MacArthur*  
DIRECTOR OF PLANNING  
AND PRE-CONSTRUCTION  
TRAFFIC AND SAFETY ENGINEER

GUIDE SIGN  
DETAILS



STANDARD  
E-131