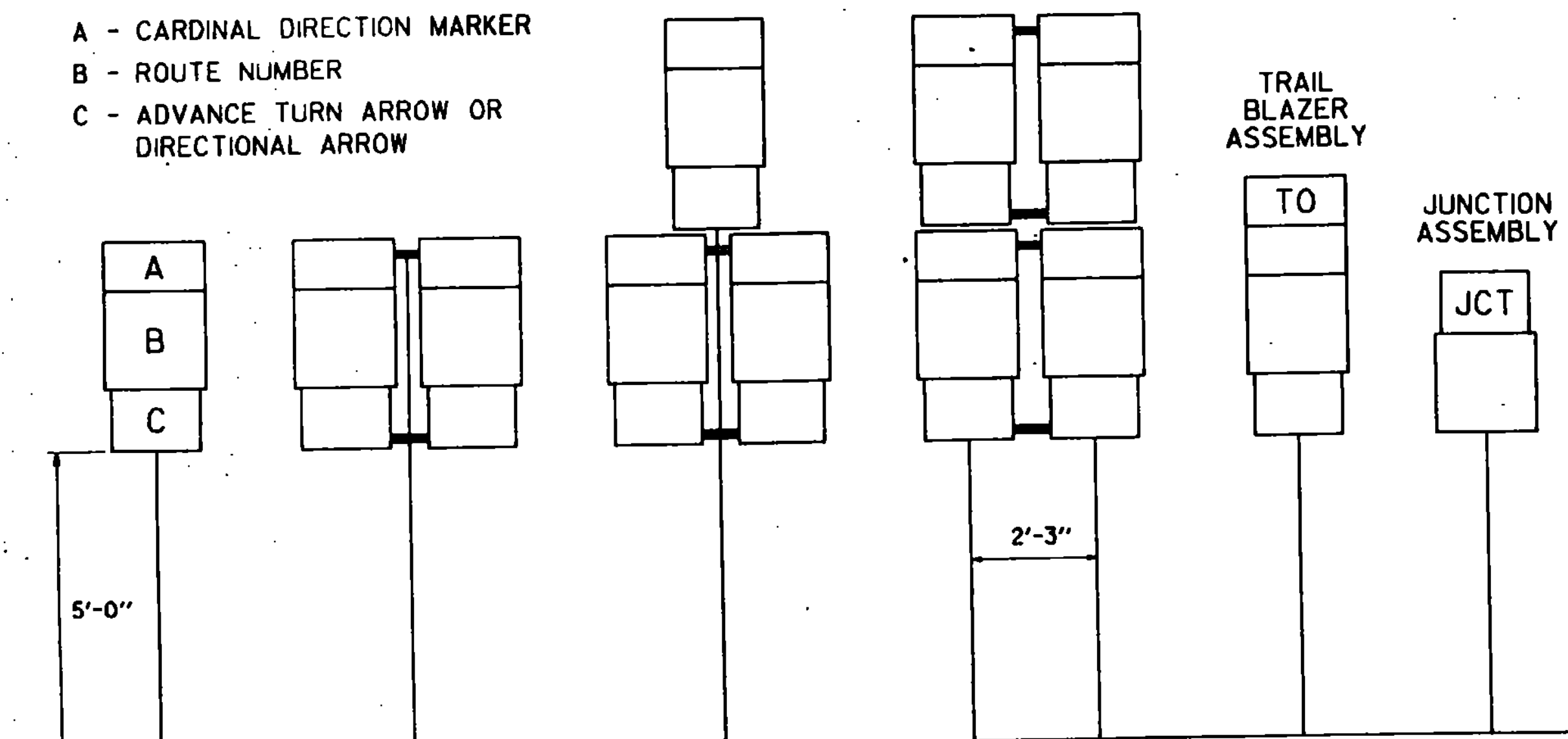


STANDARD MOUNTING OF ROUTE MARKER ASSEMBLIES, DESTINATION ASSEMBLIES AND TOWN LINE POSTS

- A - CARDINAL DIRECTION MARKER
- B - ROUTE NUMBER
- C - ADVANCE TURN ARROW OR DIRECTIONAL ARROW



STREET SIGNS:

MATERIALS

THE SIGN BASE MATERIALS USED FOR THE STREET SIGNS MAY BE EITHER OF THE FOLLOWING:
 A - EXTRUDED ALUMINUM BLADES WITH REFLECTIVE SHEETING
 B - FLAT ALUMINUM BLADES WITH REFLECTIVE SHEETING

COLORS

THE SIGNS SHALL HAVE A REFLECTORIZED WHITE OR SILVER TEXT (STICK ON REFLECTIVE LETTERS) ON A REFLECTORIZED GREEN BACKGROUND. THE COLORS SHALL CONFORM WITH THOSE FOUND IN STANDARD COLOR TOLERANCE CHARTS AS APPROVED BY THE U.S. DEPARTMENT OF TRANSPORTATION, FEDERAL HIGHWAY ADMINISTRATION.

LETTERING

LETTERS AND DIGITS SHALL CONFORM WITH THE STANDARD ALPHABETS FOR HIGHWAY SIGNS PRINTED BY THE FEDERAL HIGHWAY ADMINISTRATION.

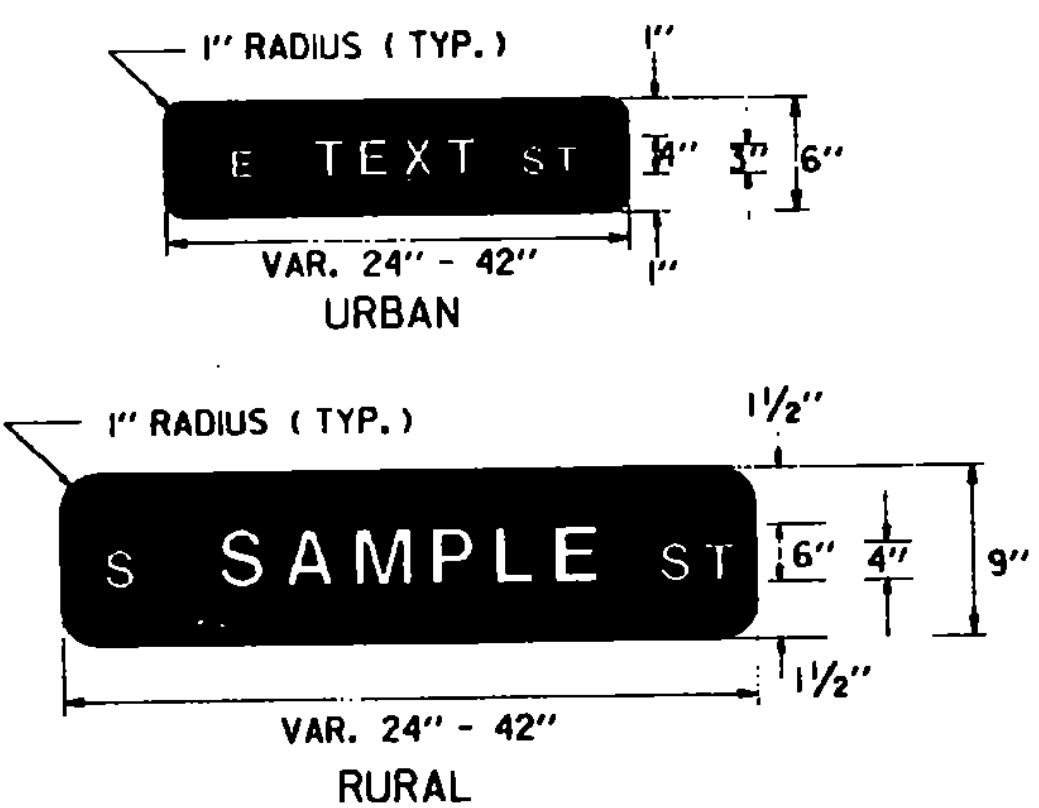
SPECIFICATIONS

THE SIGN SHALL MEET THE STANDARD STATE SPECIFICATIONS FOR "TRAFFIC SIGNS". THE MATERIAL FOR THE BLADES SHALL BE EITHER EXTRUDED ALUMINUM WITH A 0.25 INCH FLANGE THICKNESS AND A 0.090 INCH WEBB (MIN.) OR FLAT SHEET ALUMINUM WITH A MINIMUM THICKNESS OF 0.125 INCH. THE PREFERRED MOUNTING METHOD FOR STREET SIGNS IS THE POST TOP MOUNTING BRACKETS. HARDWARE FOR MOUNTING SIGNS TO POST SHALL BE SUBSIDIARY TO OTHER ITEMS. MOUNTING METHOD WILL BE AS SHOWN ON THE PLANS AND SHOULD HAVE A VERTICAL CLEARANCE OF 8 FEET TO THE BOTTOM OF THE SIGN. FOR POST TOP MOUNTINGS, SIGNS SHALL HAVE TEXT ON BOTH SIDES.

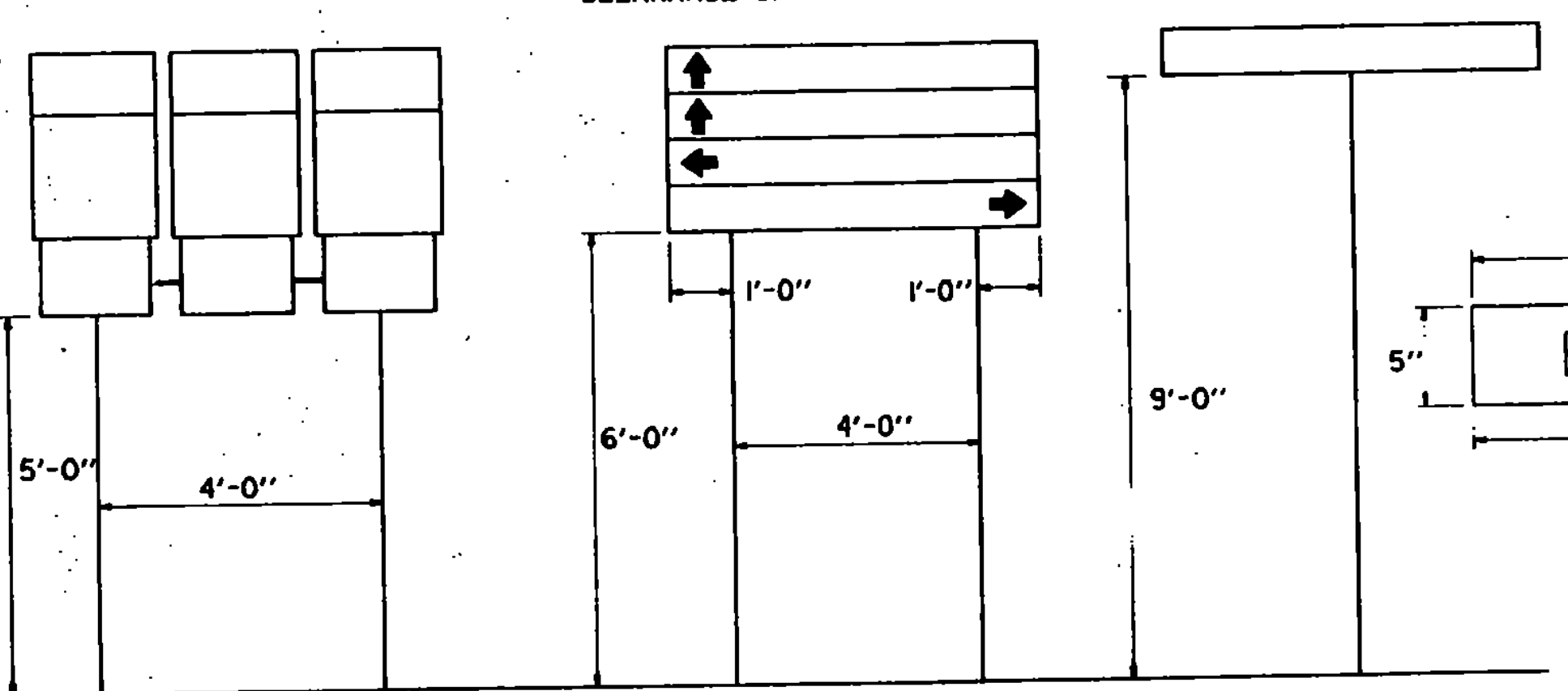
SIZES ARE AS FOLLOWS

RURAL AREAS - USE A 9 INCH HIGH BLADE IN LENGTHS OF 24", 30", 36" OR 42".
 USE SERIES "B" LETTERING (MINIMUM) WITH 6 INCH HIGH LETTERS FOR STREET NAME, 4 INCH OTHER.
 URBAN AREAS - USE A 6 INCH HIGH BLADE IN LENGTHS OF 24", 30", 36" OR 42".
 USE SERIES "B" LETTERING (MINIMUM) WITH 4 INCH HIGH LETTERS FOR STREET NAME, 3 INCH OTHER.

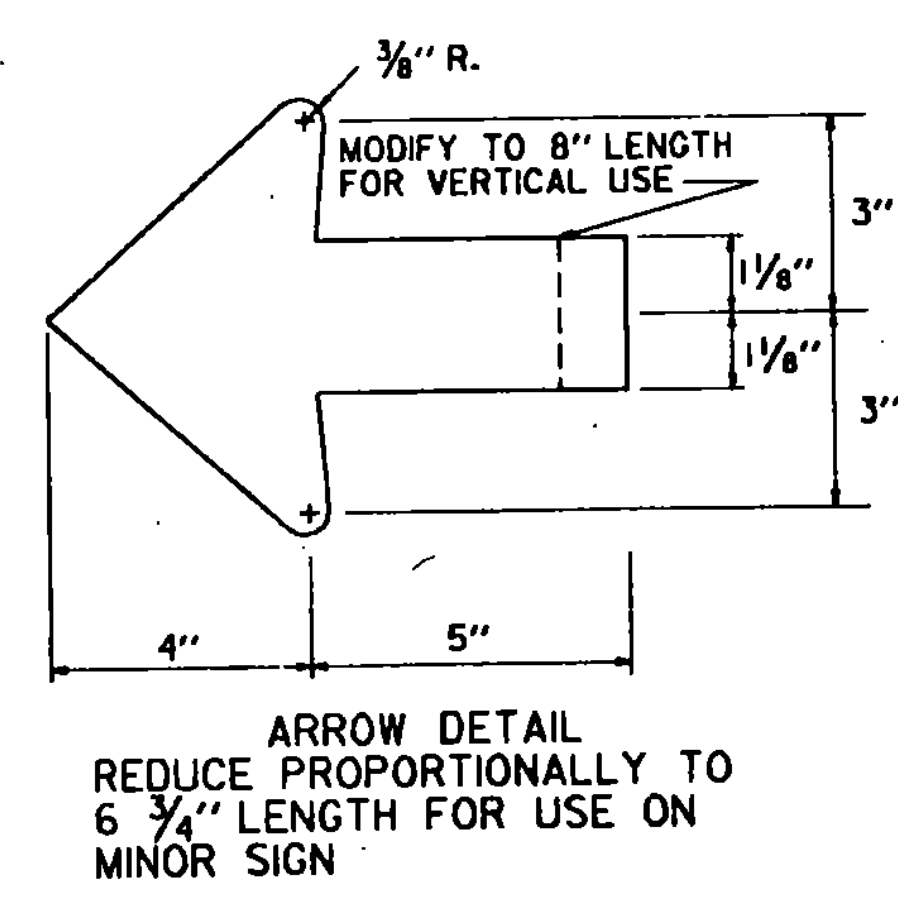
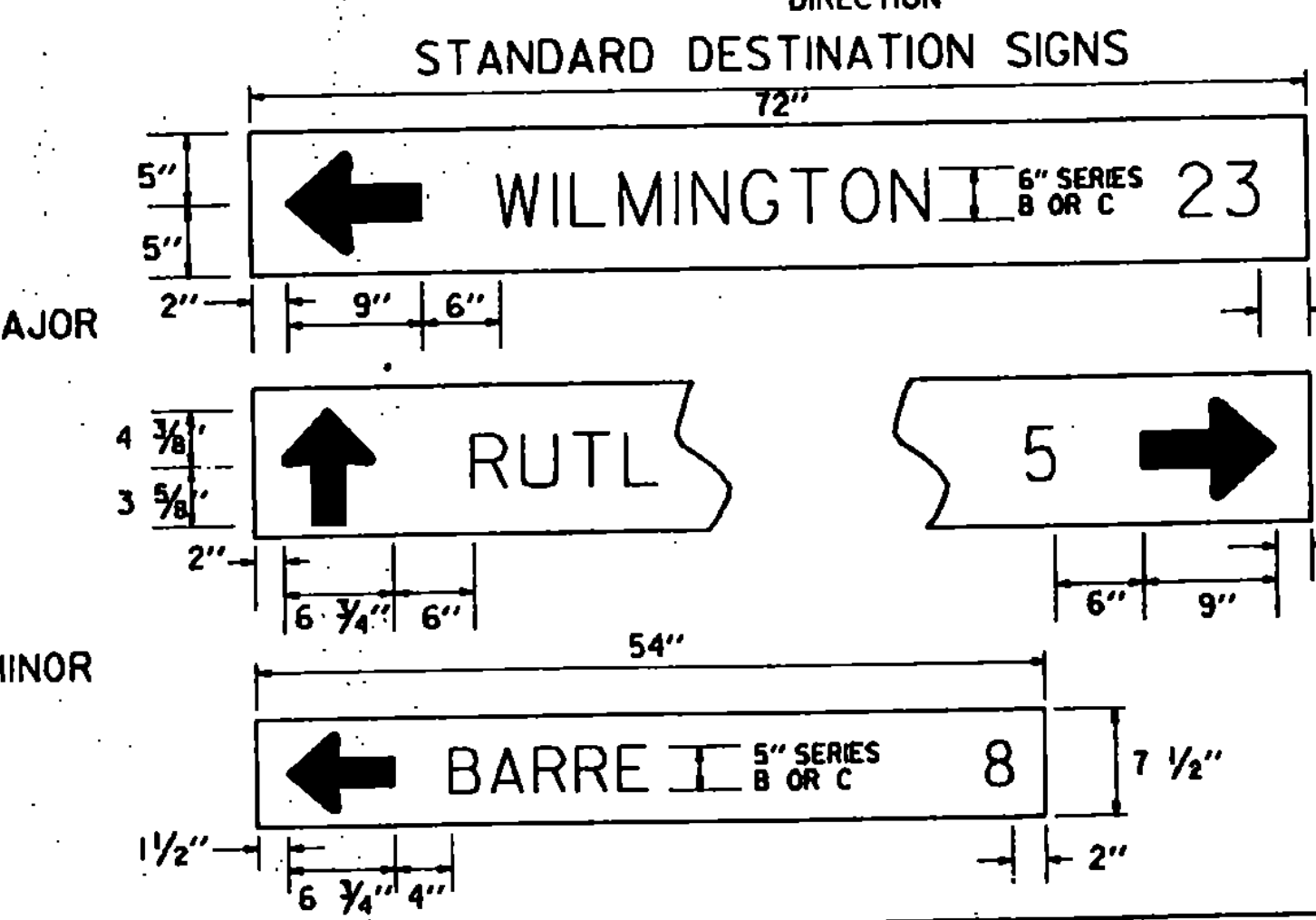
DESIGN SAMPLE



ELEVATION OF EDGE OF PAVEMENT WHERE PARKING OR PEDESTRIAN TRAFFIC WILL OCCUR IN THE IMMEDIATE VICINITY OF THESE SIGNS MINIMUM VERTICAL CLEARANCE SHALL BE INCREASED TO 7'-0"

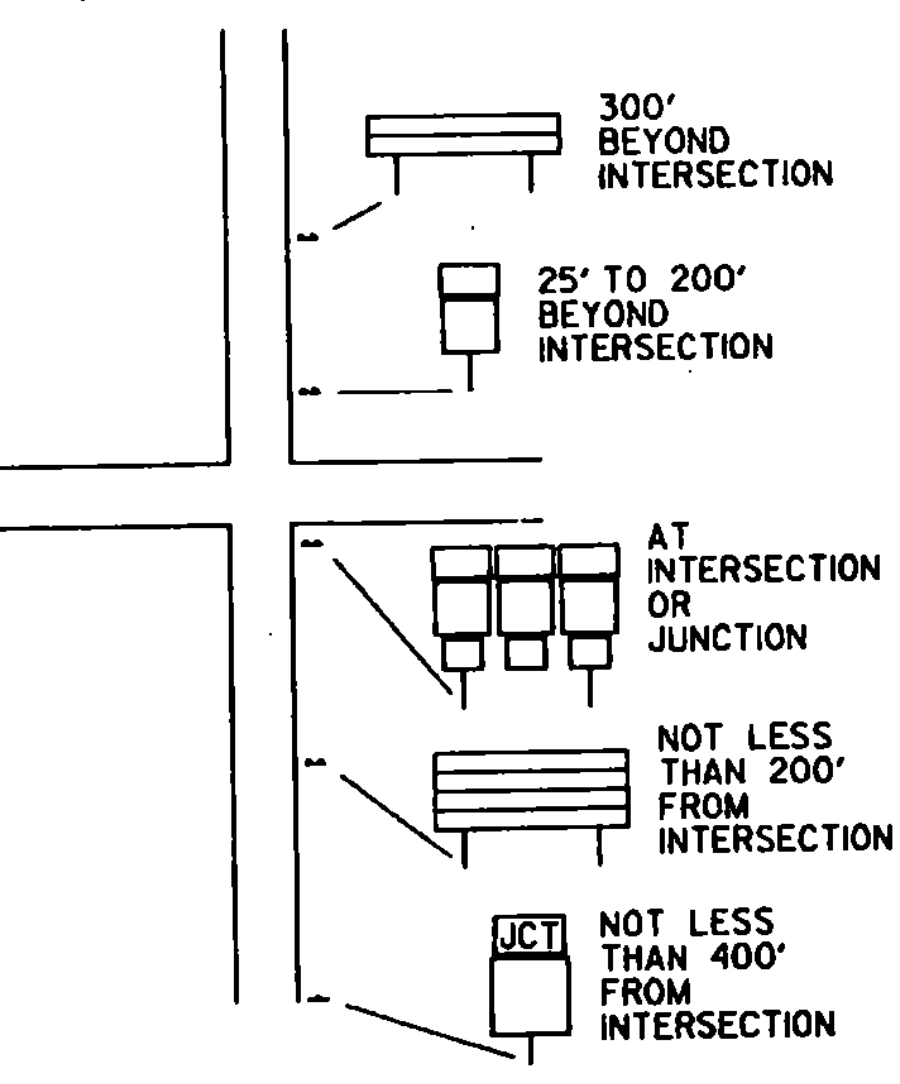


ELEVATION OF EDGE OF PAVEMENT DESTINATION ASSEMBLY - NOTE SEQUENCE OF ARROWS - LIMIT TO TWO SIGNS IN EACH DIRECTION TOWN LINE POST POSITION SIGN PARALLEL TO ROADWAY

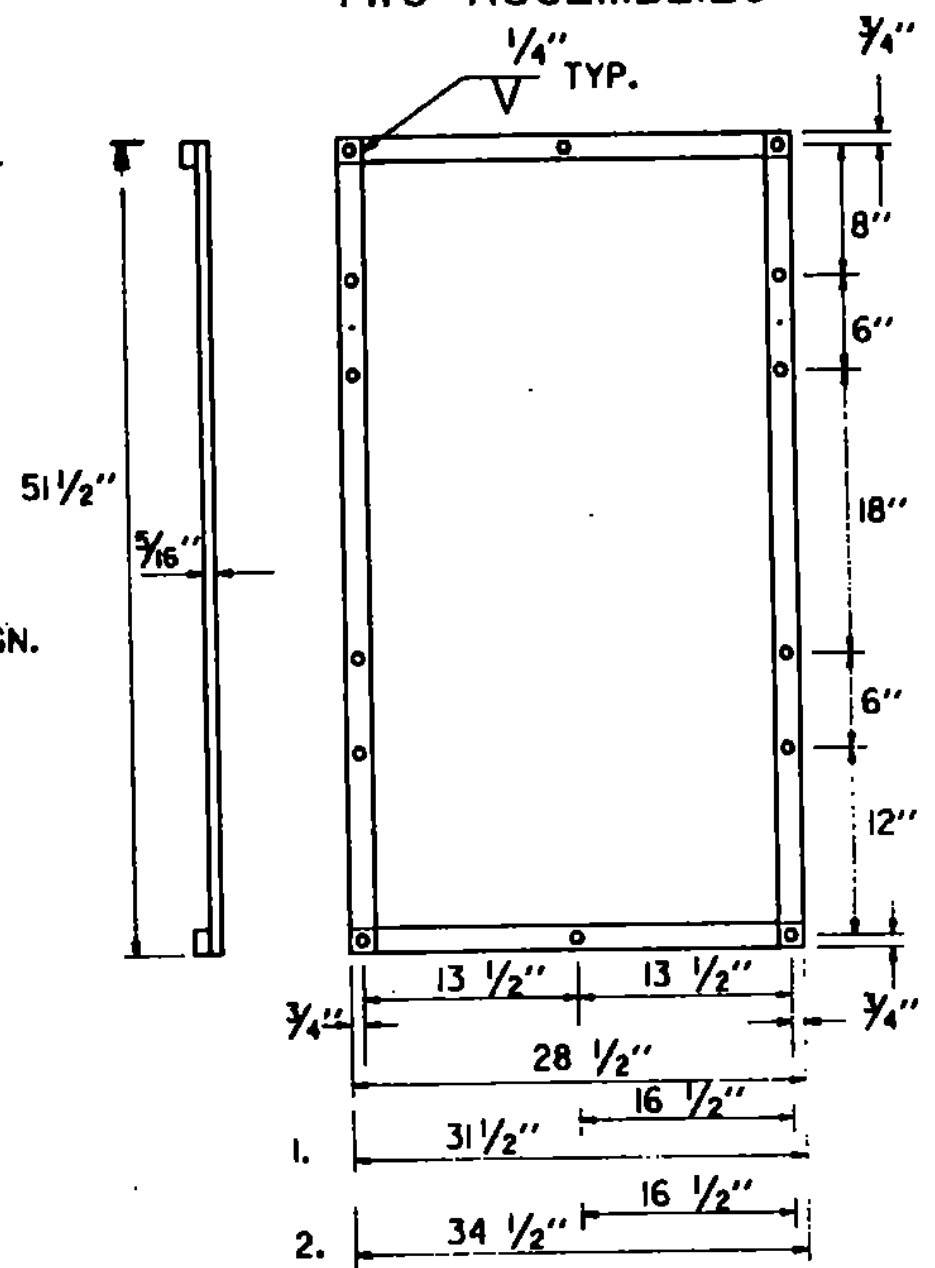


ARROW DETAIL REDUCE PROPORTIONALLY TO 6 3/4" LENGTH FOR USE ON MINOR SIGN

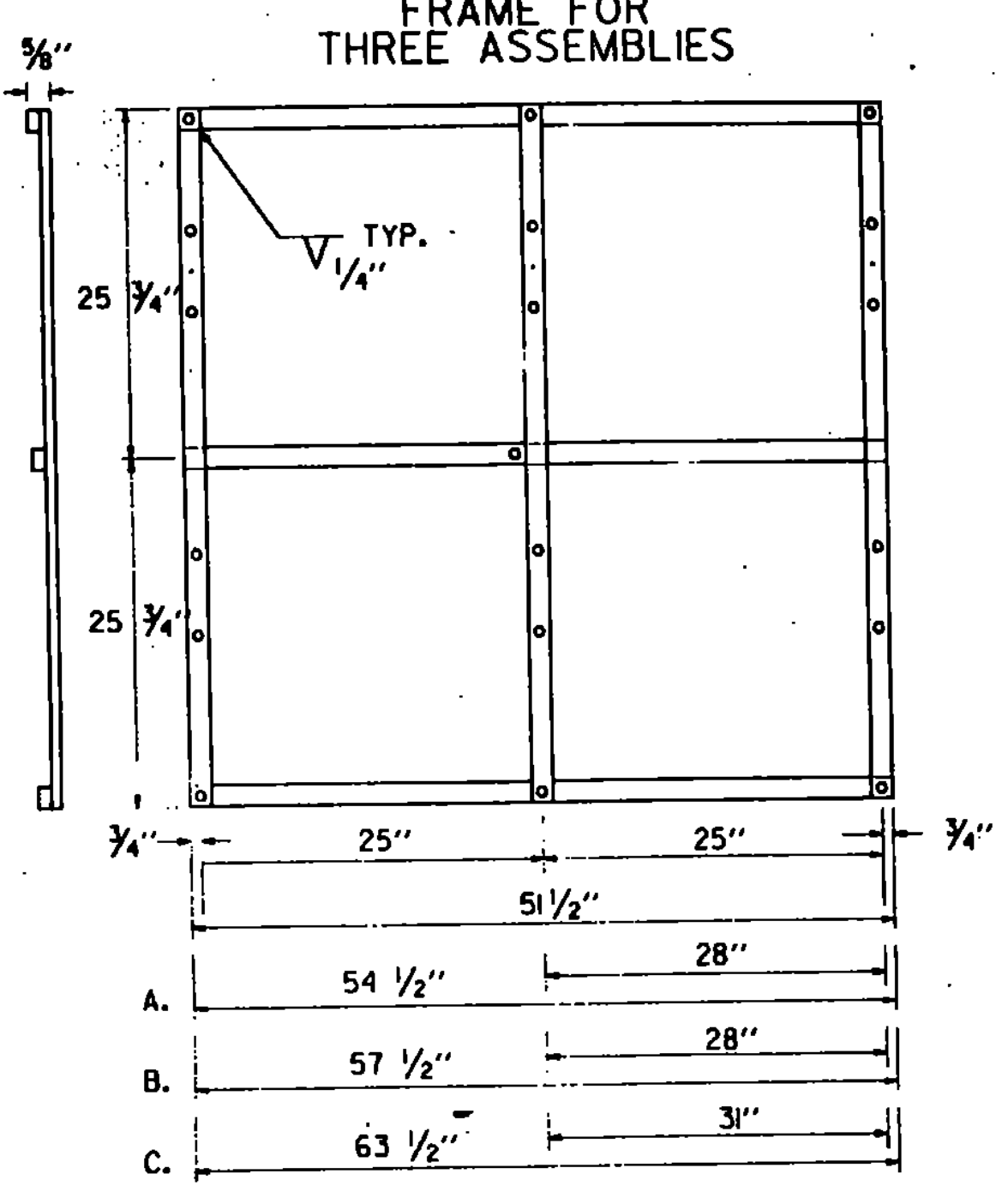
TYPICAL LOCATION OF ASSEMBLIES



FRAME FOR TWO ASSEMBLIES



ROUTE MARKER ASSEMBLY FRAMES



- NOTE:
1. WITH ONE 30" THREE DIGIT SIGN
 2. WITH TWO 30" THREE DIGIT SIGNS

- NOTE:
- A. WITH ONE 30" THREE DIGIT SIGN IN AN OUTSIDE POSITION
 - B. WITH ONE 30" THREE DIGIT SIGN IN THE CENTER POSITION OR TWO SUCH SIGNS IN THE OUTSIDE POSITIONS
 - C. WITH THREE 30" THREE DIGIT SIGNS

STANDARD FRAMES SHALL BE 3/16" x 1/2" WROUGHT IRON WELDED. ALL HOLES SHALL BE 1/16" DIAMETER. FOR OTHER SIGN COMBINATIONS THAN ABOVE, THE FRAME DIMENSIONS AND HOLE SPACING SHALL BE MODIFIED AS NECESSARY. THE FRAME SHALL BE PAINTED WITH ONE COAT OF PRIMER AND A SECOND COAT OF GOOD GRADE BLACK PAINT.

ROUTE AND DESTINATION SIGNS:

MATERIALS

THE SIGN BASE MATERIAL FOR STANDARD DESTINATION SIGNS SHALL BE HIGH DENSITY OVERLAIN PLYWOOD 5/8 INCH THICK OR FLAT SHEET ALUMINUM 0.125 INCH THICK. THE REFLECTIVE MATERIAL SHALL BE GREEN REFLECTIVE SHEETING APPLIED TO THE ENTIRE BACKGROUND OF THE SIGN. THE TEXT SHALL BE CUT-OUT REFLECTORIZED WHITE OR SILVER LETTERS.

COLORS

DESTINATION SIGNS SHALL HAVE A REFLECTORIZED WHITE OR SILVER TEXT ON A REFLECTORIZED GREEN BACKGROUND.

LETTERING

LETTERS AND DIGITS SHALL CONFORM WITH THE STANDARD ALPHABETS FOR HIGHWAY SIGNS APPROVED BY THE NATIONAL JOINT COMMITTEE ON UNIFORM TRAFFIC CONTROL DEVICES.


SPECIFICATIONS

DESTINATION SIGNS SHALL MEET THE STATE SPECIFICATIONS FOR "TRAFFIC SIGNS". FOR DESIGNS, COLORS OR MATERIALS OF ROUTE MARKERS AND AUXILIARY MARKERS, SEE STANDARD SHEETS E-11, E-12, AND E-13.

REVISIONS AND CORRECTIONS
 12/1/82 ADDED 2 FRAME ASSEMBLY TO 2 POST ASSEMBLY
 ADDED MINOR DESTINATION SIGN, MOUNTING HEIGHT
 REVISOR
 2/10/83 SIGN HEIGHT CHANGED TO 7 FT.
 FEB. 3, 1986 - UPDATED TO 1986 SPECIFICATIONS
 DEC. 3, 1986 MAJOR REVISIONS

APPROVED: Dec 29, 1971
R.H. Condit
 CHIEF ENGINEER
E.H. McKinney
 ASST. CHIEF ENGINEER
G.M. Lane
 HIGHWAY ENGINEER

GUIDE SIGNS



STANDARD E-23