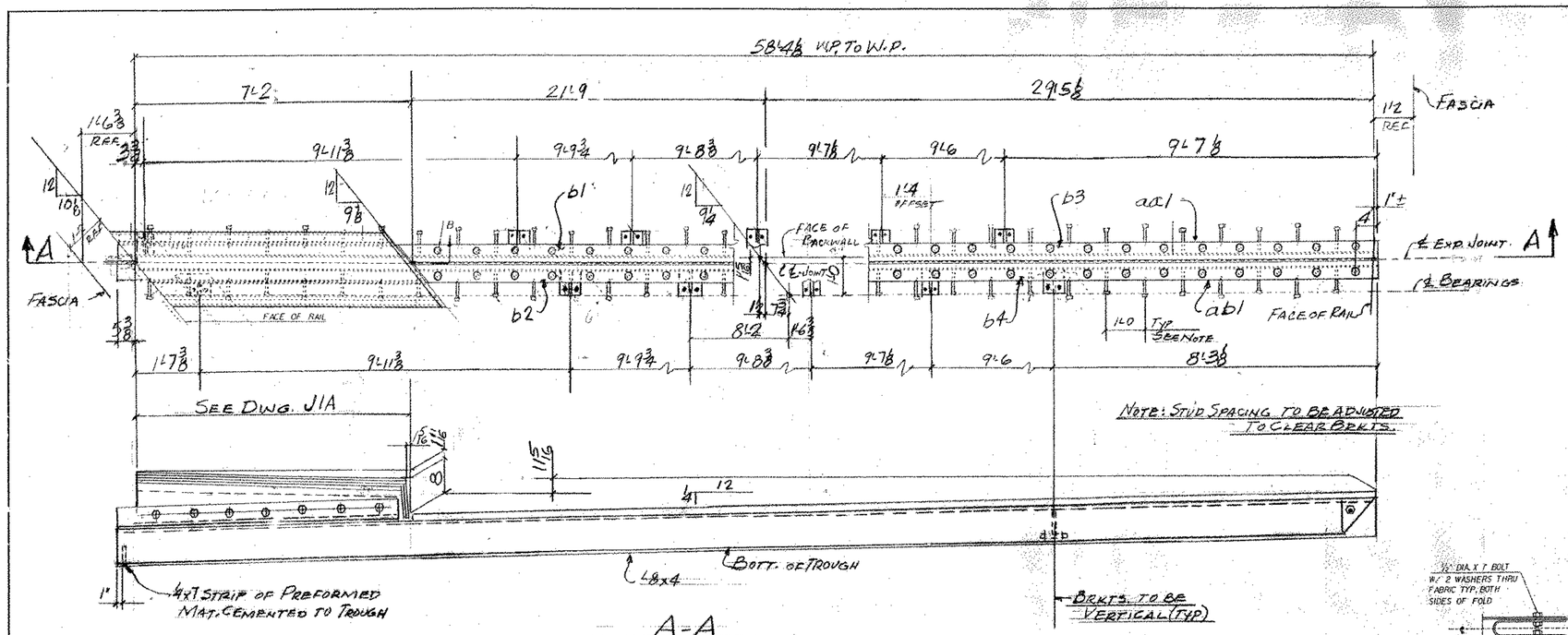

A-A

EJ2 - ONE REQ'D (@ ABUT. NO. 2)

PRIOR TO GALVANIZING, ALL CORNERS & EDGES OF STEEL R's - SHAPES ETC. SHALL BE GROUND TO 1/16" RADIUS

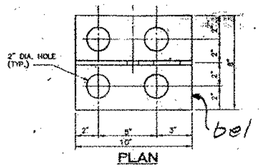

PLAN

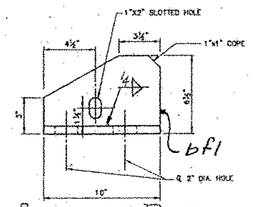

BRACKET DETAILS

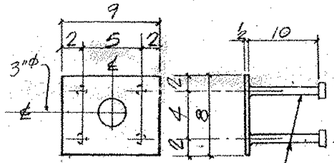

API-6 REQ'D

DO NOT GALVANIZE

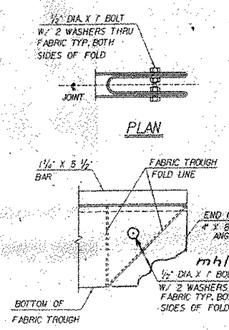

ELEVATION

FOLDED TROUGH END DETAILS

PLAN

ANCHOR FERRULE

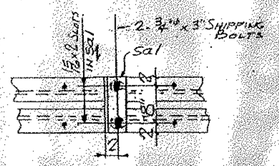

SHIPPING DEVICE SPACED 5'-0" O.C. MAX. (10-REQ'D)

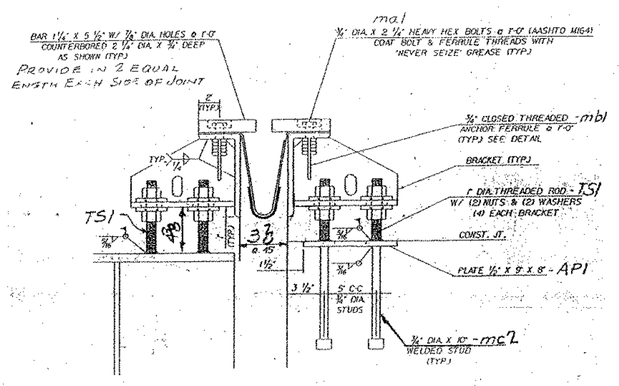

TYPICAL SECTION AT BEAMS

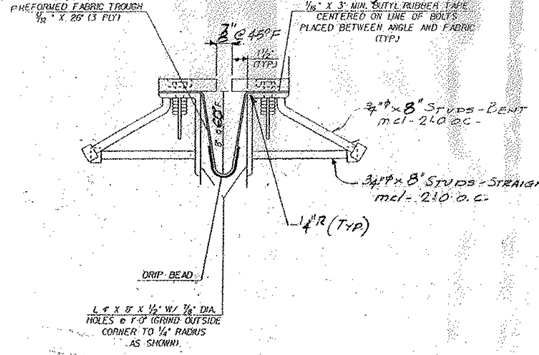

TYPICAL SECTION BETWEEN BEAMS

WORK THIS DWG. W/ DWG. J1A

☒ Reviewed ☐ Furnish as Corrected
☐ Rejected ☐ Revise and Resubmit
☐ Submit Specified Item

This review is only for general conformance with the design concept and the information given in the Contract Documents. Corrections or comments made on the shop drawings during this review do not relieve the contractor from compliance with the requirements of the plans and specifications. Review of a separate item shall not include review of an assembly of which this item is a component. The Contractor is responsible for dimensions to be confirmed and correlated at the jobsite; information that pertains solely to the fabrication process or to the means, methods, techniques, sequences and procedures of construction; coordination of the work with that of all other trades and performing all work in a safe and satisfactory manner.

McFarland-Johnson, Inc.
Date 5-6-04
By Steven T. DeLa

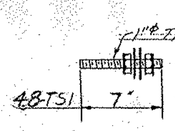

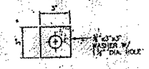

WASHER FOR BRACKET

W1

ABM INFO PAGE	LINE	NO.	DESCRIPTION	FT	IN	ASSEM. MARK	SHIPPING MARK	REMARKS	WEIGHT
		1	EXP. JOINT ASS'Y	58	0±		EJ2		—
		1	L8x4x½	58	9±	a1			
		1	DO	58	9±	a2			
		1	BAR 5½x14	26	0±	b1			
		1	DO	25	6±	b2			
		1	DO	29	6±	b3			
		1	DO	25	6±	b4			
		12	PL½x8		10	be1			
		12	PL½x6		10	bf1			
		101	¾"ϕ H.S. BOLTS		24	ma1			
		101	¾" ϕ THREADED FERRULES			mb1			
		118	¾"ϕ ANC STUDS		8	mc1			
		1	PREFORMED FABRIC	60	0	mf1		SPLICE PER SUBMITTAL 10-07	
		2	BUTYL RUBBER TAPE ⅛x3"	60	0	mg1		ASTM-TYPE II	
		2	¾" M. BOLTS		1	mh1		¾" INC & WASH	
		6	PL½x8		9		APL	NO GALV.	
		24	¾"ϕ ANC STUDS		10	mc2			
	48		1"ϕ THREADED STUD		7		TS1		
		96	1"ϕ HEX NUTS				SHOP		
		96	BAR 3x⅜		3	W1			
		10	L4x4x⅜x	1	0	sa1			
		20	¾"ϕ H.S. BOLTS		3	SHOP			
SIDEWALK ASS'Y. (DWG. J1A)									
		1	PL½x19	8	6±	sp1		SLIP NOT FINISH	
		1	PL½x3	7	4±	sp2		DO	
		1	PL½x8½	2	1½	sp1a			
		1	PL½x4		8±	sp2a			
		1	PL½x7	7	8±	sp3			
		1	PL½x8		9±	sp3a			
		1	PL½x11	7	1±	sp4			
		1	DO	7	1±	sp5			
		1	L6x4x½	7	0	a1			
		1	DO	7	4	a2			
		1	L2½x2½x⅜	7	0±	a3			
		28	¾"ϕ H.S. BOLTS		24	ma1			
		35	¾"ϕ THREADED FERRULES			mb1			
		14	¾"ϕ ANC STUDS		6	mc3			
		7	¾"ϕ FLAT HEAD CINCH CAP SCREWS		24	mk1		ASTM F836-98	
PAY ITEM 516.10									

OUT FOR APPROVAL	3-24-04								
OUT FOR APPROVAL Final	4-4-04								
ISSUED TO SHOP									
FIELD & OFFICE									
REV.	REMARKS	DATE	DWN	CHK	APP	Q.A.	NO.	DIA.	LGT	TYPE	WASHER

PROJECT NO. BRF 025-1(35) STATE PROJECT NO. 2

MATERIAL: AASHTO M270-GR36 ELECTRODES: PER PROC. HOLES: AS NOTED SHOP BOLTS: ¾"ϕ A325 TYPE I-GAL

SURFACE PREP. & PAINT:

GALVANIZE AFTER FAB. - ASTM-A123

DESCRIPTION: EXP. JOINT - ABUT. NO. 2

JOB: VT 103 OVER WILLIAMS RIVER CHESTER VT.

CUSTOMER: F.W. WHITCOMB CONSTR.

	DRAWN BY	DATE
	JPF	3-04
	CHKD BY	
	EJ	
	APPROV BY	
	Q.A.	

CASCO BAY STEEL STRUCTURES, INC.
75 SPRING HILL ROAD SACO, MAINE 04072
PHONE (207) 282-7360 FAX. (207) 282-1179

JOB NO. 230 DRG. NO. J1 REV. △

120 EJ