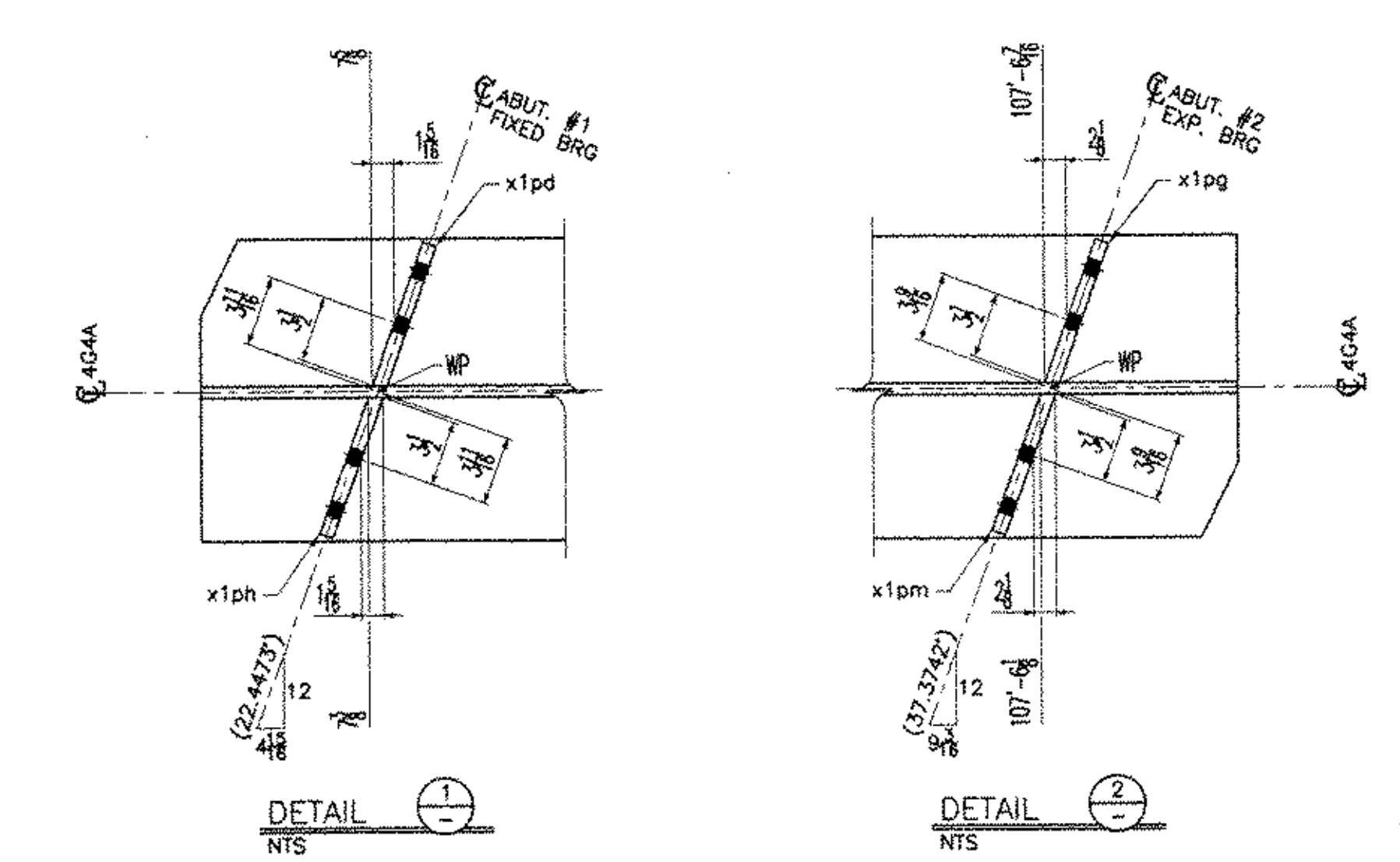


Drawing Number	Revision Number	Ship Mark	Place Mark	Qty	Type of Material	Size of Material	Grade	Length	Weight	Finish	Notes
4		4G4A	wc4a	1	PL Plate	5/8x42	M270-GR50W	35'-3 7/16	3149	(CVN)	1
4		4G4A	wc4b	1	PL Plate	5/8x42	M270-GR50W	73'-0 13/16	6521	(CVN)	2
4		4G4A	1f4a	1	PL Plate	7/8x16	M270-GR50W	73'-0 7/8	3478		4
4		4G4A	1f4b	1	PL Plate	7/8x16	M270-GR50W	35'-3	1678		3
4		4G4A	1f4a	1	PL Plate	1 1/2x16	M270-GR50W	71'-1 1/16	5801	(CVN)	8
4		4G4A	1f4b	1	PL Plate	1 1/2x16	M270-GR50W	37'-1 11/16	3030	(CVN)	7
4		4G4A	x1pd	1	PL Plate	7/8x8	M270-GR50W	3'-6	83	(CVN)	11
4		4G4A	x1pg	1	PL Plate	7/8x8	M270-GR50W	3'-6	83	(CVN)	11
4		4G4A	x1ph	1	PL Plate	7/8x8	M270-GR50W	3'-6	83	(CVN)	11
4		4G4A	x1pm	1	PL Plate	7/8x8	M270-GR50W	3'-6	83	(CVN)	11
4		4G4A	x1pz	1	PL Plate	1/2x7	M270-GR50W	3'-6	42	(CVN)	12
4		4G4A	x2pg	1	PL Plate	1/2x7	M270-GR50W	3'-6	42	(CVN)	12
4		4G4A	x2ps	1	PL Plate	1/2x7	M270-GR50W	3'-6	42	(CVN)	12
4		4G4A	x2pv	1	PL Plate	1/2x7	M270-GR50W	3'-6	42	(CVN)	12
4		4G4A	x2py	1	PL Plate	1/2x7	M270-GR50W	3'-6	42	(CVN)	12
4		4G4A	x2pz	1	PL Plate	1/2x7	M270-GR50W	3'-6	42	(CVN)	12
4		4G4A	x3pa	1	PL Plate	1/2x7	M270-GR50W	3'-6	42	(CVN)	12
4		4G4A	x3pb	1	PL Plate	1/2x7	M270-GR50W	3'-6	42	(CVN)	12
4		4G4A	x3pc	1	PL Plate	1/2x7	M270-GR50W	3'-6	42	(CVN)	12
4		4G4A	x3pd	1	PL Plate	1/2x7	M270-GR50W	3'-6	42	(CVN)	12
4		4G4A	x3pf	1	PL Plate	1/2x7	M270-GR50W	3'-6	42	(CVN)	12
4		4G4A	x3pg	1	PL Plate	1/2x7	M270-GR50W	3'-6	42	(CVN)	12

TOTAL WEIGHT	24493
- CUTS	25
+ FIELD BOLTS	REFER TO 'E1' DWG
+ WELD	139
NET TOTAL	24607

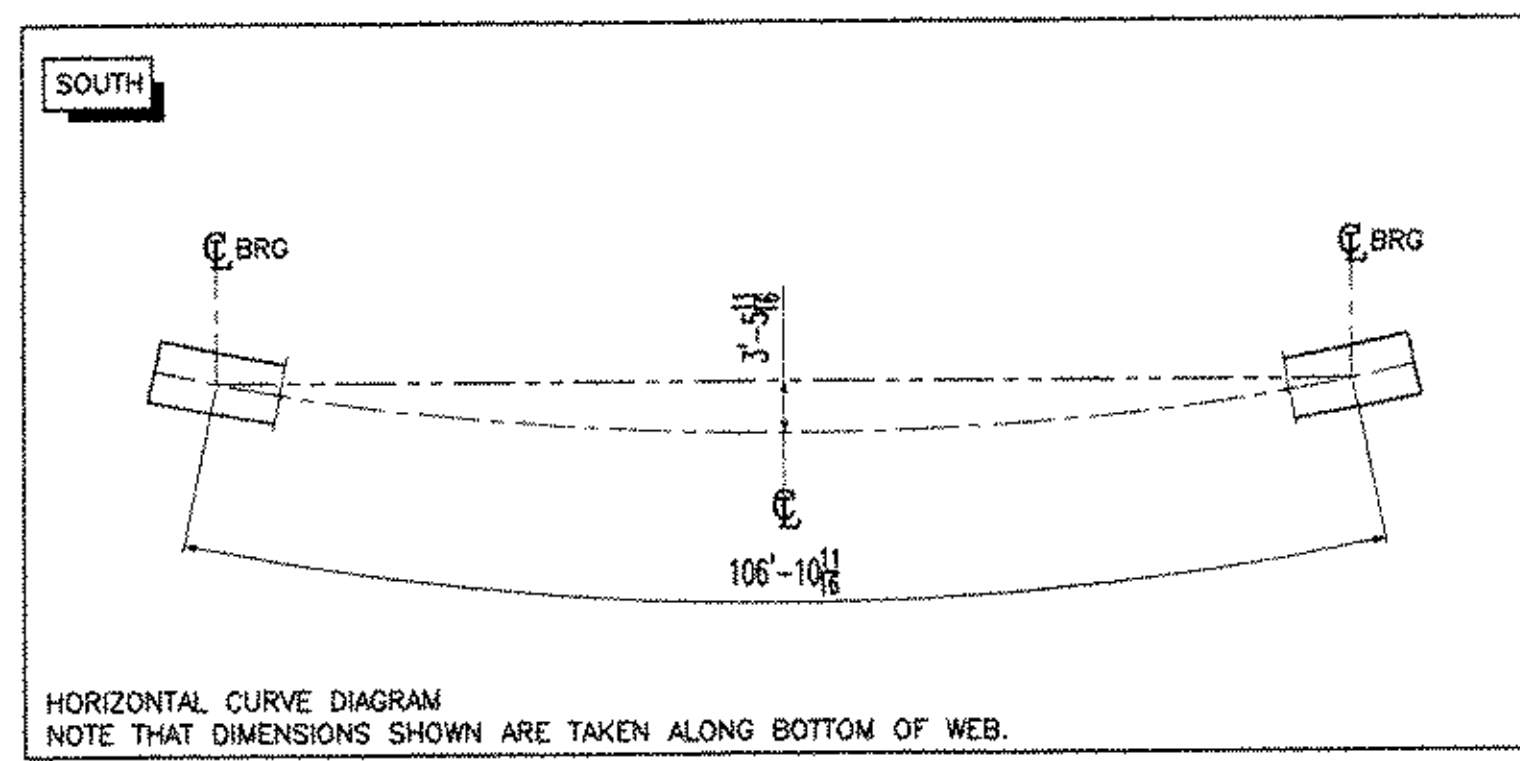
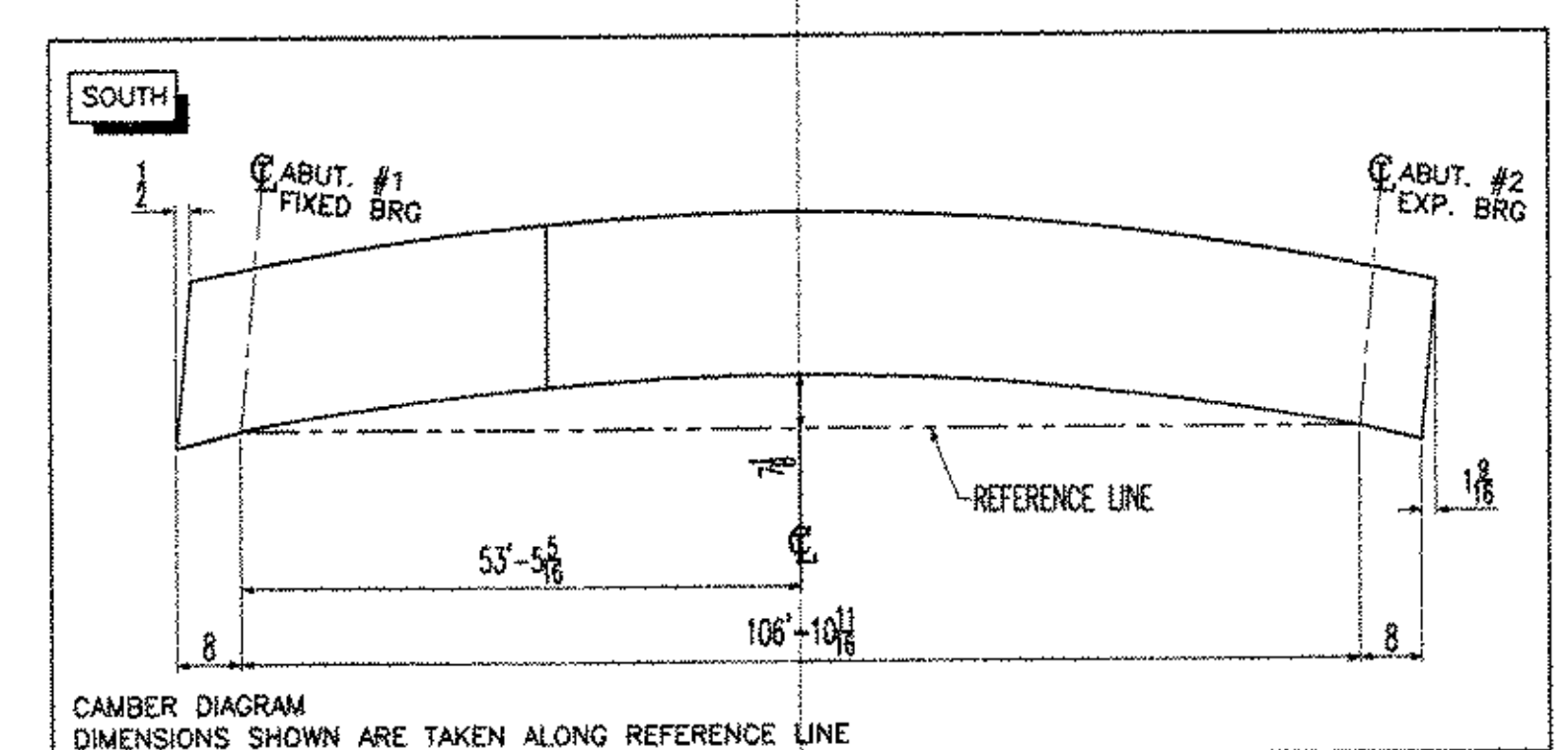
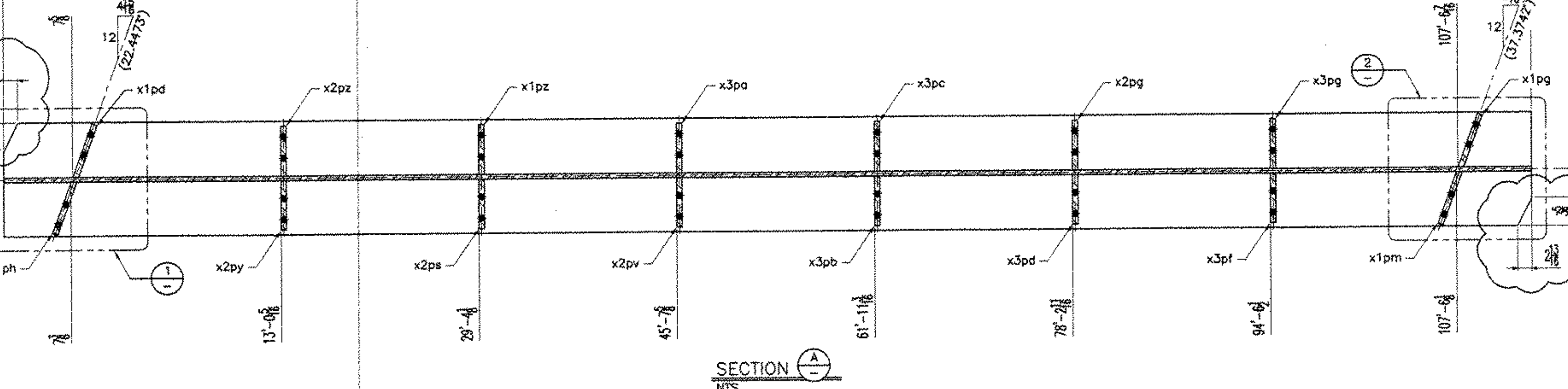


- NOTES:  
 1- GENERAL NOTES: SEE DRAWING GN1  
 2- HOLES: 15/16" (U.N.O.)  
 3- [Symbol] : PAINT ZONE (SEE DRAWING GN1)

Reviewed  
 Rejected  
 Furnish as Corrected  
 Revise and Resubmit  
 Submit Special Order

Date: 12-17-03  
 By: RSW  
 RESERVED FOR STAMPS

R.D. TAKEN ALONG REFERENCE LINE  
 GIRDER 4G4A (1 REQ'D)  
 NTS



NOTICE  
 This drawing shall not be used or reproduced in any manner, nor shall any similar drawings or structures be made therefrom, nor shall the information thereon be used for any purpose other than that for which it is released without the written consent of an officer of EASTERN BRIDGE LLC.

DRAWINGS PREPARED BY:  
 ANEC E&C SERVICES LTD, 4765 1ST AVENUE, SUITE 120, CHARLESBOURG (QUEBEC), CANADA G1H 2T3 #030731-EAS

REV	DATE	DESCRIPTION	QTY	DATE	ISSUED TO	FOR
1	11/17/03	FRANK W. WHITCOMB CONSTRUCTION CO.				APPROVAL

PROJECT: BRIDGE #12 VT 103--TH OVER WILLIAMS RIVER  
 LOCATION: CHESTER, VERMONT  
 ENGINEER: McFARLAND-JOHNSON, INC.  
 CUSTOMER: EASTERN BRIDGE LLC  
 DRAWING TITLE: GIRDER 4G4A  
 DRAWN BY: D.B. 10/28/03 JOB  
 CHECKED BY: L.D. 11/14/03 NUMBER: 4065 SHEET NUMBER: 4.1

WORK WITH DRAWING 4.2