BILL OF MATERIAL											
Drawing Number	Revision Number	Ship Mark	Piece Mark	Qty	Type of Material	Size of Material	Grade	Length	Weight	Finish	Notes
E1				928	H.S. BOLTS	7/8ø	M164 TYPE 3	2 1/2	944		
E1				320	H.S. BOLTS	7/8ø	M164 TYPE 3	2 3/4	339		
E1				1248	H. HEX. NUTS	7/8ø	M291				
E1				1248	STD WASHER	7/8ø	M293				

TOTAL WEIGHT	–
–CUTS	–
+FIELD BOLTS	1283
+WELD	–
NET TOTAL	1283

NOTE

SMALL DISCREPANCIES MAY HAPPEN BETWEEN THIS DRAWING AND ENGINEER OF RECORD (EOR). SAID DISCREPANCIES ARE DUE TO ROUND OFF ERRORS ON EOR DRAWINGS AND ARE NOT SIGNIFICANT OR CONSTRUCTION PURPOSES.

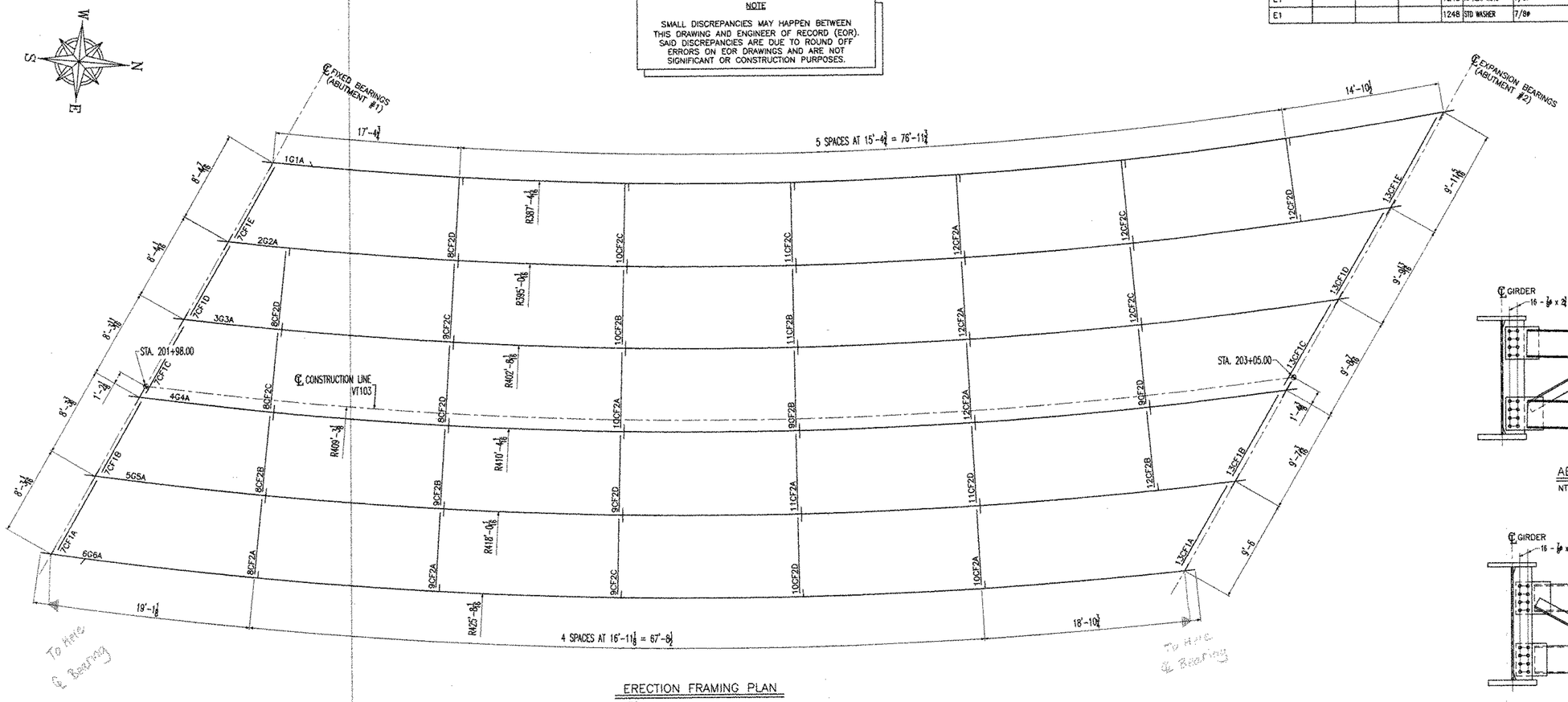

ERECTION FRAMING PLAN

NTS

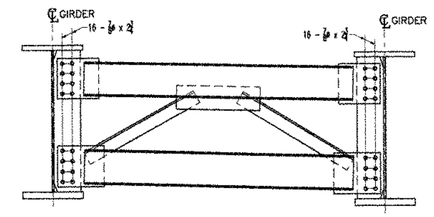

ABUTMENT CROSS FRAME

NTS

7CF1A SHOWN

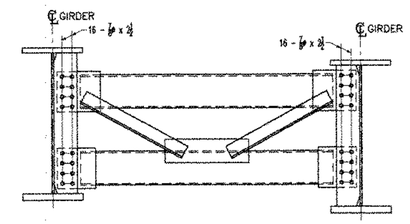

INTERMEDIATE CROSS FRAME

NTS

8CF2A SHOWN

NOTES:
1– GENERAL NOTES: SEE DRAWING GN1
2– HOLES : 15/16ø (U.N.O.)
3– PROVIDE 1/8 GAP BETWEEN NUT AND BEVELED WASHER AT EXPANSION BEARINGS.
4– THREADS SHALL BE BURRED TO PREVENT NUT REMOVAL (TYP)

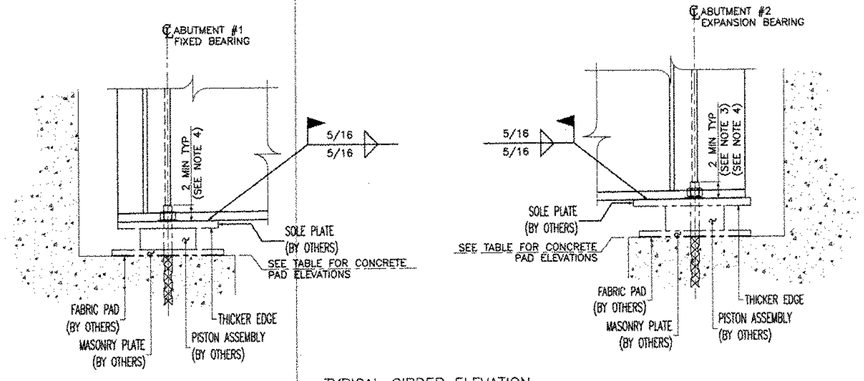

TYPICAL GIRDER ELEVATION

NTS LOOKING WEST

CONCRETE PAD ELEVATIONS (IN FEET)		
GIRDER	ABUTMENT #1	ABUTMENT #2
1G1A	591.90'	594.59'
2G2A	592.09'	594.77'
3G3A	592.28'	594.95'
4G4A	592.49'	595.14'
5G5A	592.53'	595.17'
6G6A	592.74'	595.37'

☐ Reviewed
☐ Rejected
☑ Furnish as Corrected
☐ Revise and Resubmit
☐ Submit Specified Item

This review is only for general conformance with the design concept and the information given in the Contract Documents. Compliance of shop drawings with the contract does not relieve the contractor from compliance with the requirements of the plans and specifications. Review of a separate item shall not include review of an assembly of which the item is a component. The Contractor is responsible for dimensions to be confirmed and correlation of his activity with other trades and performance of work in a safe and satisfactory manner.

McFarland-Johnson, Inc.
Date 12-17-03
By SFD

RESERVED FOR STAMPS

EASTERN BRIDGE, LLC
SHOP DRAWINGS REVIEWED
11-20-03

DRAWINGS PREPARED BY:

AMEC E&C SERVICES LTD, 4765 1ST AVENUE, SUITE 120, CHARLESBOURG (QUEBEC), CANADA G1H 2T3 #030731-EAS

REV	DATE	DESCRIPTION
△		

QTY	DATE	ISSUED TO	FOR
8 ✓	11/17/03	FRANK W. WHITCOMB CONSTRUCTION CO.	APPROVAL

NOTICE

This drawing shall not be used or reproduced in any manner, nor shall any similar drawings or structures be made therefrom, nor shall the information thereon be used for any purpose other than that for which it is released without the written consent of an officer of EASTERN BRIDGE LLC.

EASTERN BRIDGE LLC
RURAL RTE 2, BOX 302
CLAREMONT, NH 03743
603-542-5202

PROJECT: BRIDGE #12 VT 103-TH OVER WILLIAMS RIVER
LOCATION: CHESTER, VERMONT
ENGINEER: McFARLAND-JOHNSON, INC.
CUSTOMER: EASTERN BRIDGE LLC
DRAWING TITLE: ERECTION FRAMING PLAN
DRAWN BY: D.B. 10/07/03
CHECKED BY: L.D. 11/17/03
JOB NUMBER: 4065
SHEET NUMBER: E1

085 SS