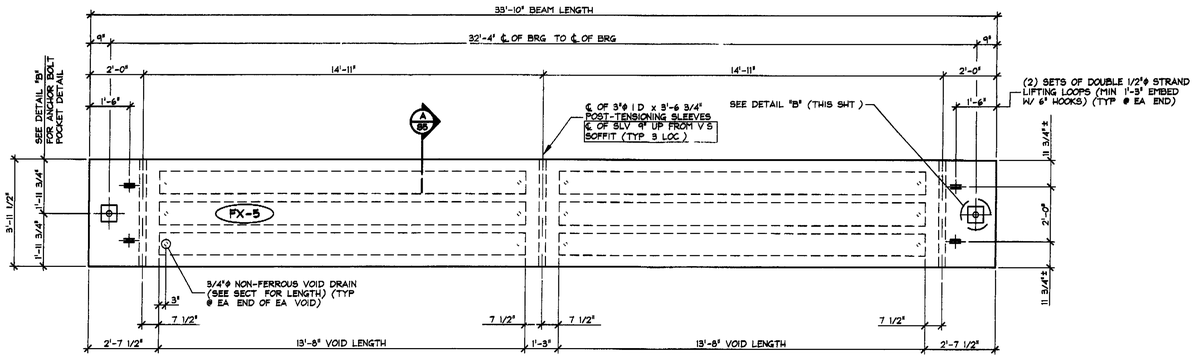

1 / S5 DIMENSIONAL PLAN VIEW IN FORM

3/8" = 1'-0"

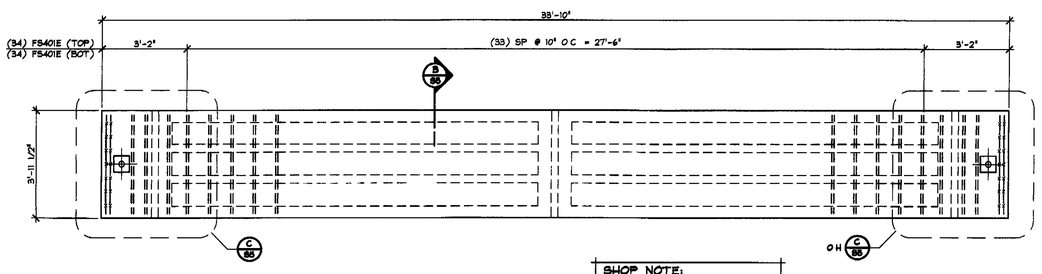

2 / S5 REINFORCING PLAN VIEW IN FORM

3/8" = 1'-0"

SHOP NOTE:
ADJUST REINFORCING SPACING AS REQUIRED TO CLEAR P T SLEEVES, INSERTS, ETC

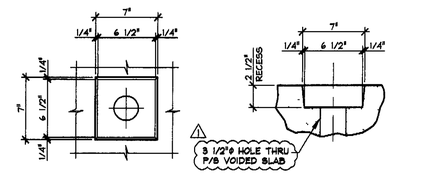

PLAN @ VOIDED SLAB ℄ SECTION @ VOIDED SLAB ℄

DETAIL - "B"

1 1/2" = 1'-0"

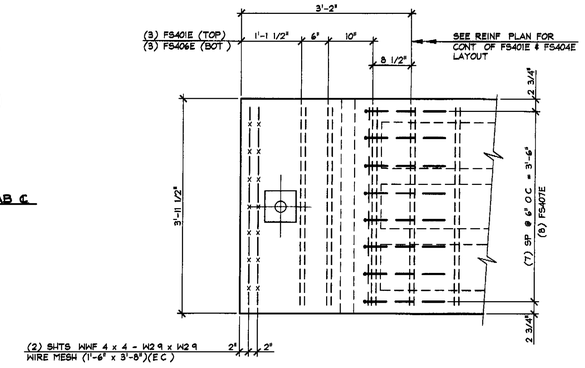

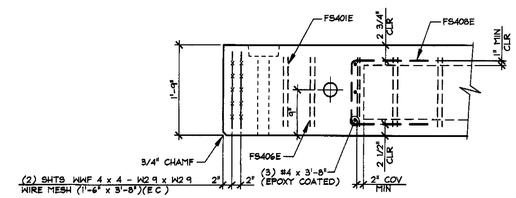

C / S5 END BLOCK REINFORCING DETAIL

3/4" = 1'-0"

MARK FX-5	QTY 1	WT 13.23 T	VOL 6.53 cy

MATERIAL LIST / VOIDED SLAB

ITEM	MARK	DESCRIPTION	QTY
1	FS401E	#4 BENT BAR (EPOXY COATED)	80
2	FS408E	#4 BENT BAR (EPOXY COATED)	16
3		#4 x 3'-8" (EPOXY COATED)	6
4			
5			
6			
7			
8			
9			
10			
11			
12			
13		WIRE MESH WWF-4 x 4 - W2 9 x W2 9 (1'-6" x 3'-8") (EPOXY COATED)	4
14			
15		12"ϕ x 13'-8 VOID	4
16		10"ϕ x 13'-8 VOID	2
17		3/4"ϕ x 4 1/2" NON-FERROUS VOID DRAINS	8
18		3/4"ϕ x 5 1/2" NON-FERROUS VOID DRAINS	4
19		DOUBLE 1/2"ϕ STRANDS LIFTING LOOPS	4

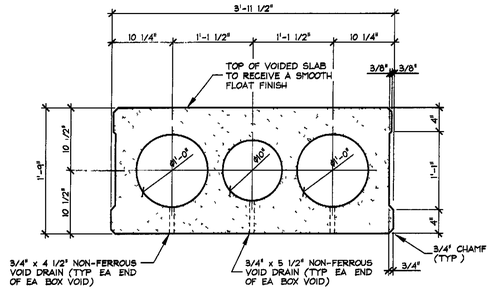

A / S5 DIMENSIONAL SECTION

1" = 1'-0"

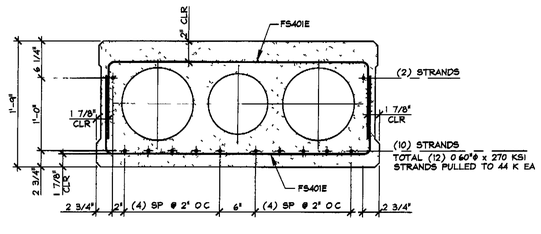

B / S5 REINFORCING SECTION

1" = 1'-0"

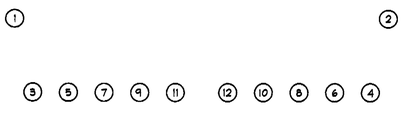

DETENSIONING SCHEDULE

NTS

1 1-18-10 REVISED AS PER ENGINEER COMMENTS 12/29/2009 T D

APPROVAL STAMP:

STATE OF VERMONT
AGENCY OF TRANSPORTATION
RECEIVED 01/27/2010
CK BY WDL CKB GS
ACTION APPROVED
BY CWC DATE 01/27/2010

J.P. CARRARA & SONS INC.
Precast & Prestress Manufacturer
2464 CASE STR. MIDDLEBURY, VERMONT 05753 Phone (802)388-6361 Fax (802)388-9010

BLOW & COTE, INC.
CONTRACTOR
MORRISVILLE, VERMONT

STATE OF VERMONT A.O.T.
COUNTY OF FRANKLIN

TOWN OF FAIRFAX
VERMONT ROUTE 104
BRIDGE NO.. 10 PROJECT NO BHF 023-1(5)

P/S VOIDED SLAB DETAILS

DATE. NOV 12, 2009	
SCALE. NOTED	
CHKD.	DFTM T D
JOB NO·	23304-09
DWG NO	S5