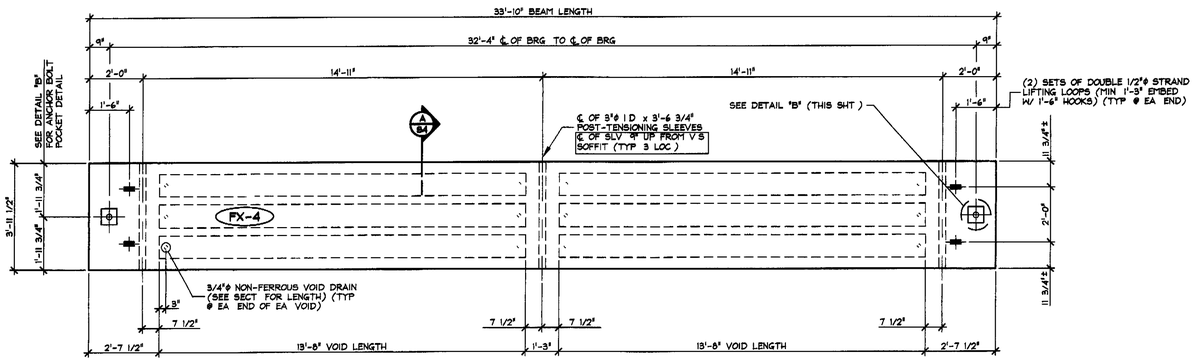

1 / S4 DIMENSIONAL PLAN VIEW IN FORM
3/8" = 1'-0"

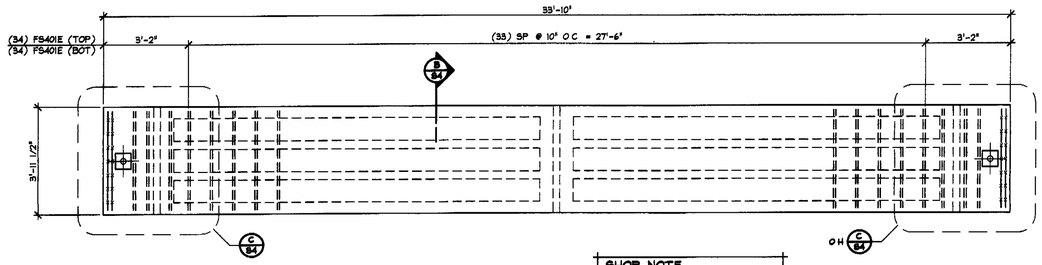

2 / S4 REINFORCING PLAN VIEW IN FORM
3/8" = 1'-0"

SHOP NOTE.
ADJUST REINFORCING SPACING AS REQUIRED TO CLEAR P T SLEEVES, INSERTS, ETC

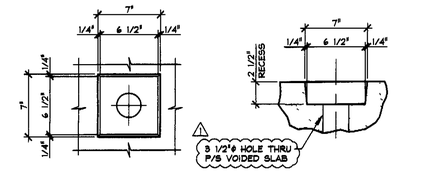

DETAIL - "B"
1 1/2" = 1'-0"

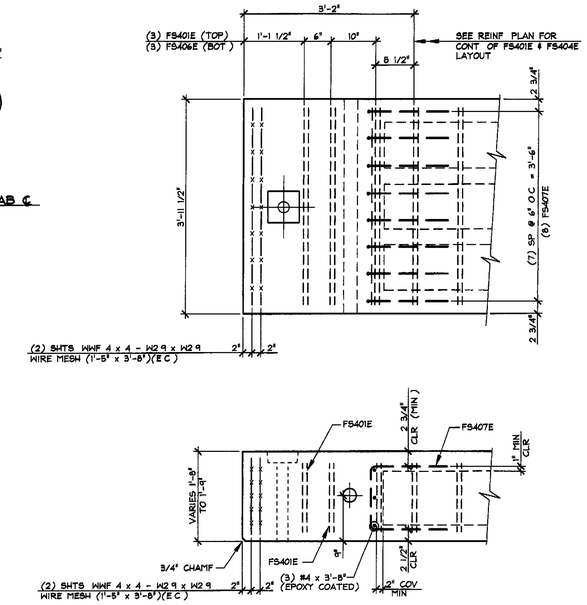

C / S4 END BLOCK REINFORCING DETAIL
3/4" = 1'-0"

MARK FX-4	QTY 2	WT 12.82 T	VOL 6.33 cy

MATERIAL LIST / VOIDED SLAB

ITEM	MARK	DESCRIPTION	QTY
1	FS401E	#4 BENT BAR (EPOXY COATED)	80
2	FS407E	#4 BENT BAR (EPOXY COATED)	16
3			
4		#4 x 3'-8" (EPOXY COATED)	6
5			
6			
7			
8			
9			
10			
11			
12			
13		WIRE MESH WWF-4 x 4 - W2 9 x W2 9 (1'-5" x 3'-8") (EPOXY COATED)	4
14			
15		12"ϕ x 13'-8 VOID	4
16		10"ϕ x 13'-8 VOID	2
17		3/4"ϕ x 4 1/2" NON-FERROUS VOID DRAINS	8
18		3/4"ϕ x 5 1/2" NON-FERROUS VOID DRAINS	4
19		DOUBLE 1/2"ϕ STRANDS LIFTING LOOPS	4

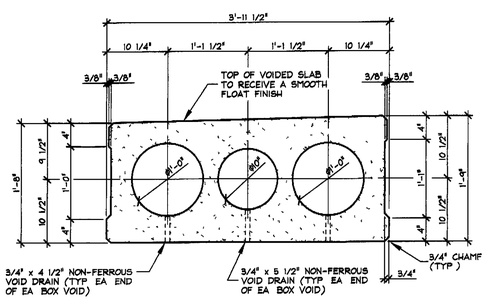

A / S4 DIMENSIONAL SECTION
1" = 1'-0"

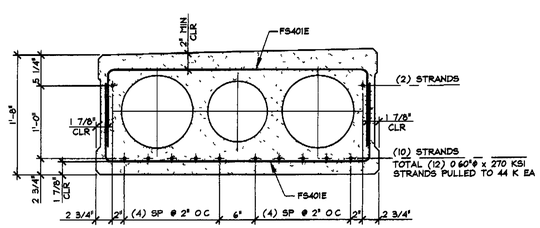

B / S4 REINFORCING SECTION
1" = 1'-0"

DETENSIONING SCHEDULE
NTS

1 1-18-10 REVISED AS PER ENGINEER COMMENTS 12/29/2009 T D

APPROVAL STAMP:

STATE OF VERMONT
AGENCY OF TRANSPORTATION
RECEIVED 01/27/2010
CK BY WDL OK BY GS
ACTION APPROVED
BY CWC DATE 01/27/2010

J.P. CARRARA & SONS INC.
Precast & Prestress Manufacturer
2484 CASE STR., MIDDLEBURY, VERMONT 05753 Phone (802)388-6361 Fax (802)388-9010

BLOW & COTE, INC.
CONTRACTOR
MORRISVILLE, VERMONT

STATE OF VERMONT A.O.T.
COUNTY OF FRANKLIN

TOWN OF FAIRFAX
VERMONT ROUTE 104
BRIDGE NO.: 10 PROJECT NO.: BHF 023-1(5)

P/S VOIDED SLAB DETAILS

DATE: NOV 12, 2009
SCALE NOTED
CHKD. DFTM. T D
JOB NO: 23304-09
DWG. NO S4