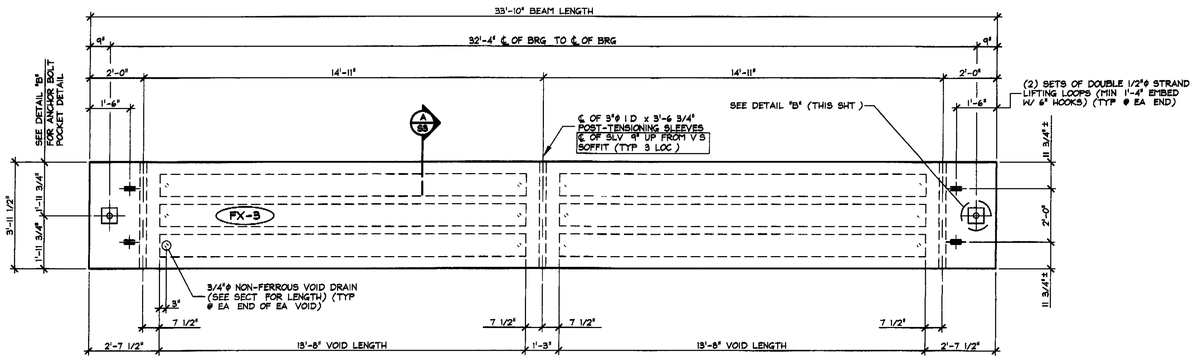

1 S3 DIMENSIONAL PLAN VIEW IN FORM
3/8" = 1'-0"

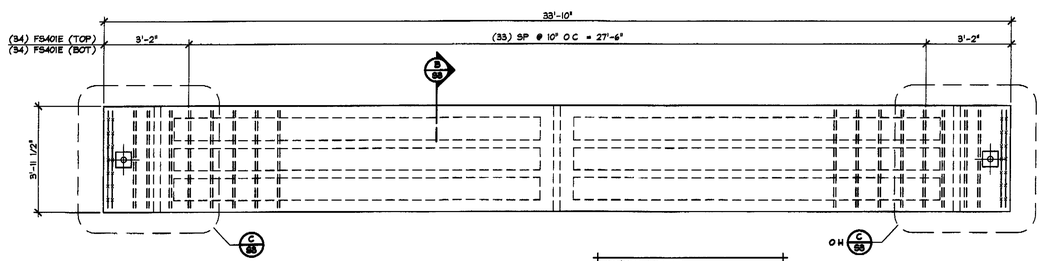

2 S3 REINFORCING PLAN VIEW IN FORM
3/8" = 1'-0"

SHOP NOTE:
ADJUST REINFORCING SPACING AS REQUIRED TO CLEAR P T SLEEVES, INSERTS, ETC

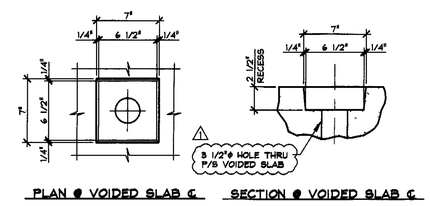

DETAIL - "B"
1 1/2" = 1'-0"

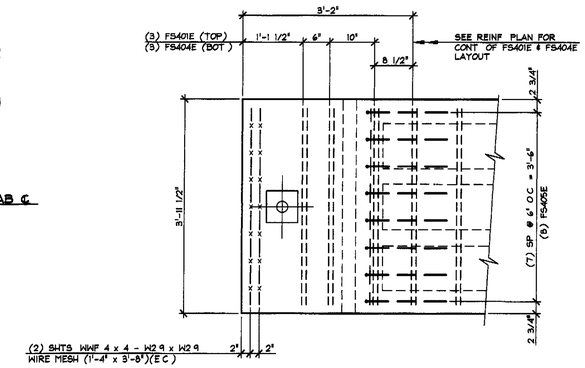

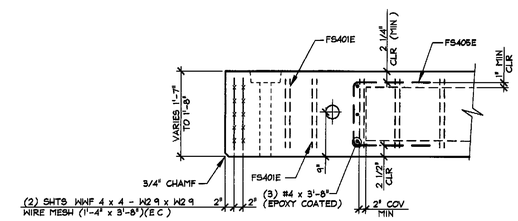

C S3 END BLOCK REINFORCING DETAIL
3/4" = 1'-0"

MARK FX-3	QTY 2	WT 11.99 T	VOL 5.92 cy

MATERIAL LIST / VOIDED SLAB

ITEM	MARK	DESCRIPTION	QTY
1	FS401E	#4 BENT BAR (EPOXY COATED)	80
2			
3	FS405E	#4 BENT BAR (EPOXY COATED)	16
4		#4 x 3'-8" (EPOXY COATED)	6
5			
6			
7			
8			
9			
10			
11			
12			
13		WIRE MESH WWF-4 x 4 -W2 9 x W2 9 (1'-4" x 3'-8") (EPOXY COATED)	4
14			
15		12"ϕ x 13'-8 VOID	4
16		10"ϕ x 13'-8 VOID	2
17		3/4"ϕ x 4" NON-FERROUS VOID DRAINS	8
18		3/4"ϕ x 5" NON-FERROUS VOID DRAINS	4
19		DOUBLE 1/2"ϕ STRANDS LIFTING LOOPS	4

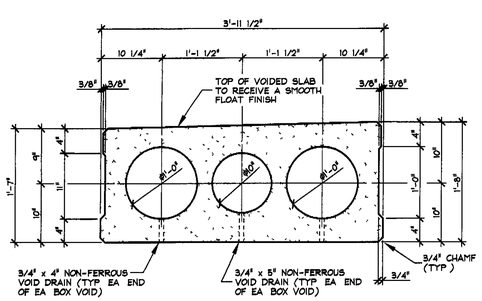

A S3 DIMENSIONAL SECTION
1" = 1'-0"

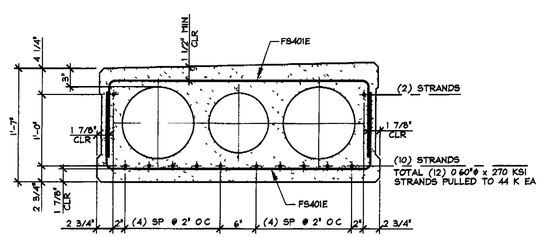

B S3 REINFORCING SECTION
1" = 1'-0"

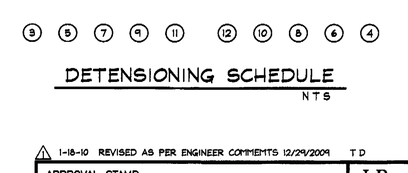

DETENSIONING SCHEDULE
NTS

1 1-18-10 REVISED AS PER ENGINEER COMMENTS 12/29/2009 T D

APPROVAL STAMP

STATE OF VERMONT
AGENCY OF TRANSPORTATION
RECEIVED 01/27/2010
CK BY WDL CK BY GS
ACTION APPROVED
BY CWC DATE 01/27/2010

J.P. CARRARA & SONS INC.
Precast & Prestress Manufacturer
2464 CASE STR, MIDDLEBURY, VERMONT 05753 Phone (802)388-6361 Fax (802)388-9010

BLOW & COTE, INC.
CONTRACTOR
MORRISVILLE, VERMONT

STATE OF VERMONT A.O.T.
COUNTY OF FRANKLIN

DATE: NOV 12, 2009
SCALE: NOTED

TOWN OF FAIRFAX
VERMONT ROUTE 104
BRIDGE NO.: 10 PROJECT NO.: BHF 023-1(5)

CHKD: DFTM: T D
JOB NO: 23304-09

P/S VOIDED SLAB DETAILS

DWG. NO. S3