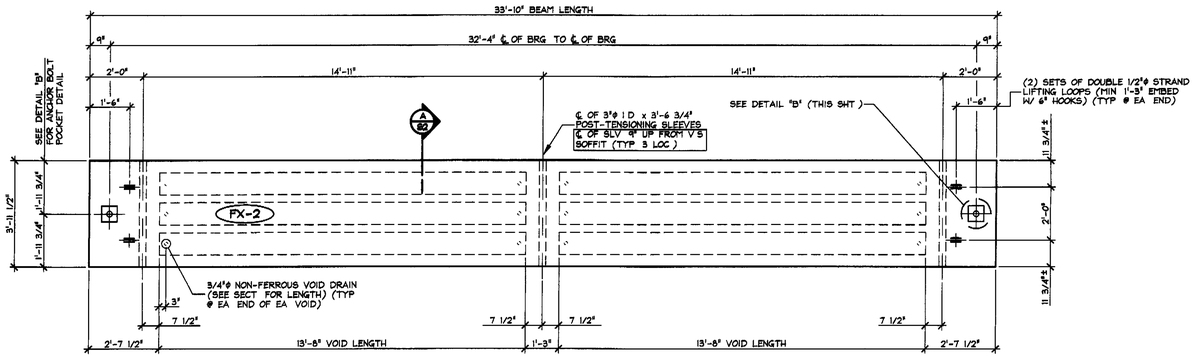

1 / S2 DIMENSIONAL PLAN VIEW IN FORM
3/8" = 1'-0"

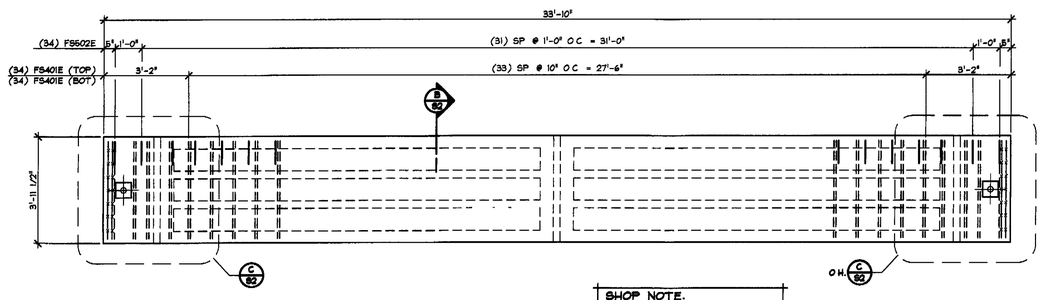

2 / S2 REINFORCING PLAN VIEW IN FORM
3/8" = 1'-0"

SHOP NOTE.
ADJUST REINFORCING SPACING AS REQUIRED TO CLEAR P/T SLEEVES, INSERTS, ETC

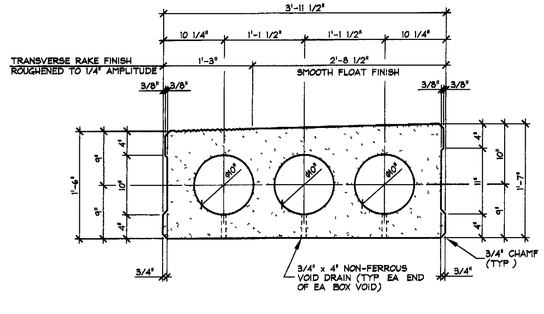

A / S2 DIMENSIONAL SECTION
1" = 1'-0"

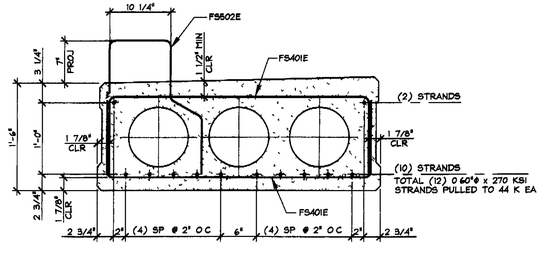

B / S2 REINFORCING SECTION
1" = 1'-0"

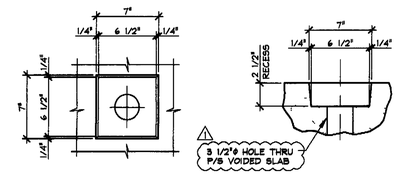

PLAN @ VOIDED SLAB ℄ SECTION @ VOIDED SLAB ℄

DETAIL - "B"
1 1/2" = 1'-0"

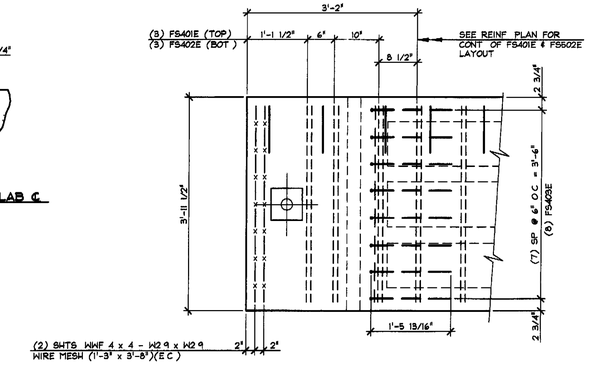

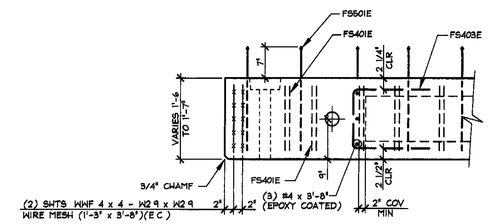

C / S2 END BLOCK REINFORCING DETAIL
3/4" = 1'-0"

MARK FX-2	QTY. 2	WT 11.71 T	VOL 5.78 cy

MATERIAL LIST / VOIDED SLAB

ITEM	MARK	DESCRIPTION	QTY
1	FS401E	#4 BENT BAR (EPOXY COATED)	80
2	FS403E	#4 BENT BAR (EPOXY COATED)	16
3			
4			
5	FS502E	#5 BENT BAR (EPOXY COATED)	34
6		#4 x 3'-8" (EPOXY COATED)	6
7			
8			
9			
10			
11			
12			
13		WIRE MESH WWF-4 x 4 - W2.9 x W2.9 (1'-3" x 3'-8") (EPOXY COATED)	4
14			
15		10"φ x 13'-8 VOID	6
16		3/4"φ x 4" NON-FERROUS VOID DRAINS	12
17		DOUBLE 1/2"φ STRANDS LIFTING LOOPS	4
18			

1 2

3 5 7 9 11 12 10 8 6 4

DETENSIONING SCHEDULE
NTS

1-18-10 REVISED AS PER ENGINEER COMMENTS 12/29/2009 T.D.

APPROVAL STAMP.

STATE OF VERMONT
AGENCY OF TRANSPORTATION
PLANS APPROVED 01/27/2010
CHECKED BY WDL CHECKED BY GS
ACTION APPROVED
BY CWC DATE 01/27/2010

J.P. CARRARA & SONS INC.
Precast & Prestress Manufacturer
2444 CASE STR MIDDLEBURY, VERMONT 05753 Phone:(802)388-6361 Fax (802)388-9010

BLOW & COTE, INC.
CONTRACTOR
MORRISVILLE, VERMONT

STATE OF VERMONT A.O.T.
COUNTY OF FRANKLIN

TOWN OF FAIRFAX
VERMONT ROUTE 104
BRIDGE NO.: 10 PROJECT NO.: BHF 023-1(5)

P/S VOIDED SLAB DETAILS

DATE: NOV 12, 2009
SCALE: NOTED
CHKD: DFTM: T.D.
JOB NO. 23304-09
DWG NO S2