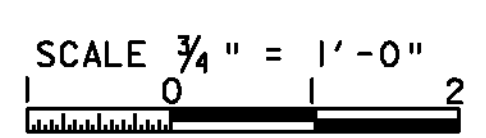
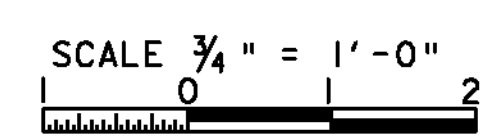


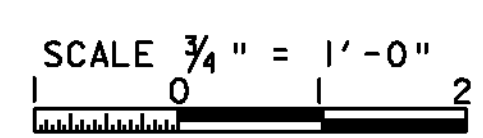
VERTICAL "L0"
W10x49x2'-4 1/2"



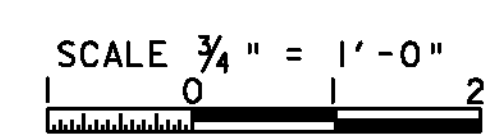
VERTICAL "L1-U1"
W10x49x18'-4" (CVN)



VERTICAL "L2-U2"
W10x49x19'-9"



VERTICAL "L3-U3V"
W10x49x19'-9"



MIN. BOLT HOLE END AND EDGE
DISTANCE 1 1/2" UNLESS NOTED
7/8" DIA. BOLTS UNLESS NOTED
5/8" DIA. HOLES UNLESS NOTED

PROJECT NAME:	BRIDGEWATER	PLOT DATE:	31-DEC-2009
PROJECT NUMBER:	BRS 0149(4)	DRAWN BY:	C. MOONEY
FILE NAME:	s86e062truss.dgn	CHECKED BY:	T. FILLBACH
PROJECT LEADER:	K. HIGGINS	SHEET	24 OF 58
DESIGNED BY:	T. FILLBACH		
VERTICAL TRUSS MEMBERS			