METRIC

1. ALL DIMENSIONS ARE IN MILLIMETERS UNLESS OTHERWISE NOTED.
2. ALL WEIGHTS ARE IN KILOGRAMS.

FED. ROAD DIV. NO.	STATE	FED. AID PROJ. NO.
	VT	

BILL OF MATERIAL

SHIP.	QTY EA.	MARK	COMMODITY	DESCRIPTION	LENGTH	SPEC	GRADE	TEST	REMARKS	GRP.	ITEM	SHIP WEIGHT EA.
1	1	S1A	STRINGER									4 715.11
1	1		W	840 x 226	20 462	M270M	345W	T	(W33 x 152)	5	1	4 624.41
1	4	z1a	PL	19 x 125	797	M270M	345W	T		8	1	59.43
1	3	z1b	PL	13 x 125	797	M270M	345W	T		8	2	30.50
1	1	z2a	PL	6 x 77	212	M270M	345W			8	3	0.77

TOTAL WEIGHT THIS SHEET: 4 715.11 kg

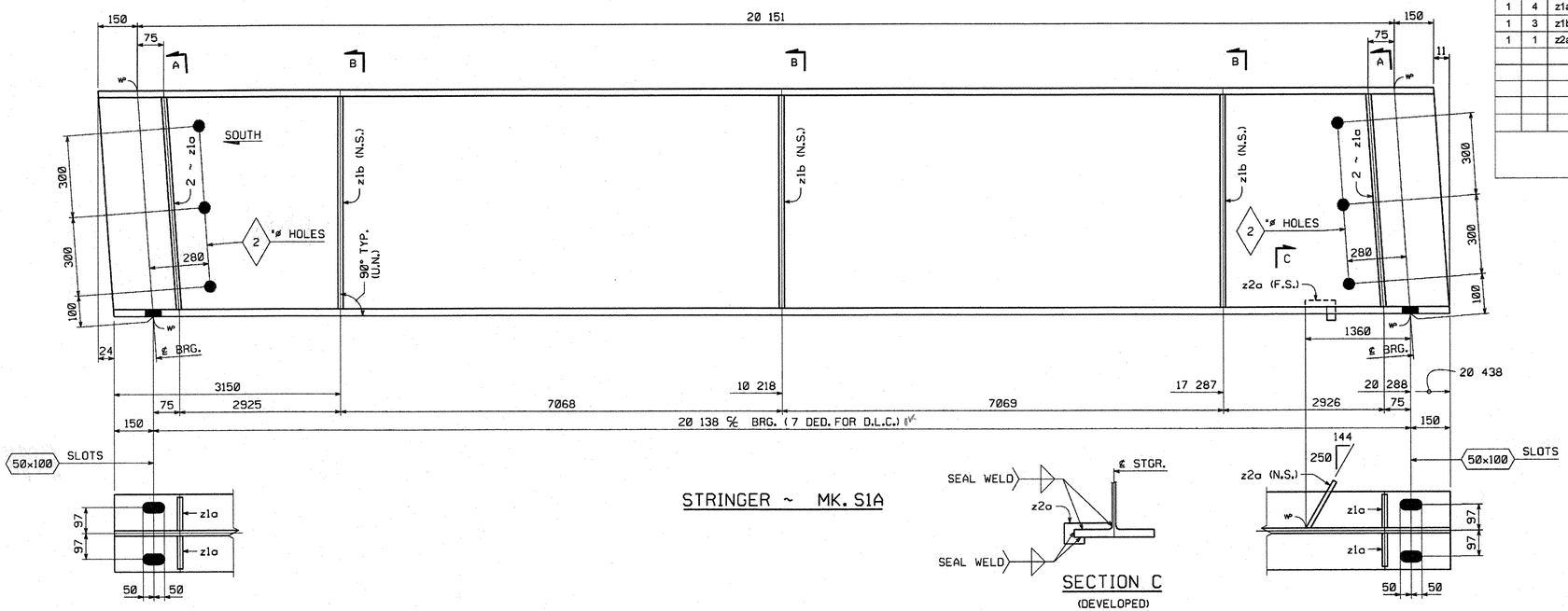

STRINGER ~ MK. S1A

SECTION C
(DEVELOPED)

Bridge slope = $\frac{217.551 - 217.137}{20.19} = \frac{.414}{20.19} = 2.056\%$

Grade ∡ = .02056 (540) = 17 mm

Abut #1 = 17 mm + 8 = 25 mm
Abut #2 = 17 mm − 8 = 9 mm

Dead load ∡ = $E = \frac{4CD}{L}$

$= \frac{4(50)(540)}{20\,138} = 9$ mm OK

RECEIVED
OK'D BY Ld/JJ OK'D BY JTR
FEB 14 2006
RESUBMIT ____ APPROVED 6 Nov
BY WY SD DATE 3/17/06

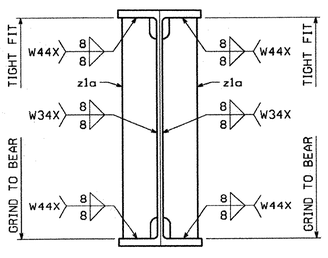

SECTION A

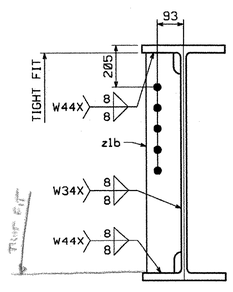

SECTION B

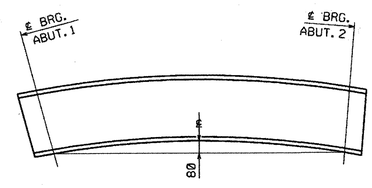

CAMBER DIAGRAM

SHOP NOTE

HOLES: 1"ø (U.N.)
BOLTS: NONE
PAINT: NONE
FOR GENERAL SHOP NOTES, SEE DWG. GN1.

CODE:50

NO.	REVISION	BY	DATE

HIGH STEEL STRUCTURES, INC.
1770 Hempstead Road
Lancaster, PA 17605-0008
Phone 717/299-5211
A Division of High Industries, Inc.

STRINGER S1A
VERMONT ROUTE 100 OVER DOWSVILLE BROOK
VERMONT ROUTE 100 STA. 0+239.930 TO STA. 0+260.070
TOWN OF DUXBURY, WASHINGTON COUNTY, VERMONT
STATE OF VERMONT
AGENCY OF TRANSPORTATION

STATE CONTRACT OR REF. NO. BRIDGE NO. 187, DUXBURY STP 013-4 (24)
CONTRACTOR AUSTIN CONSTRUCTION, INC.
IN CHARGE: BRITIGAN (IH) MADE BY: RC CHK'D BY: WBW DATE: 2/6/06
CONTRACT NUMBER: VT-05124-1 DRAWING NUMBER: 3 OF 7

077 55

05124 X1 2/7/06 2/7/06Approval TO:Austin Construction,

PLOTTED: 02/07/06 08:47:43 AM BY: MKreidel