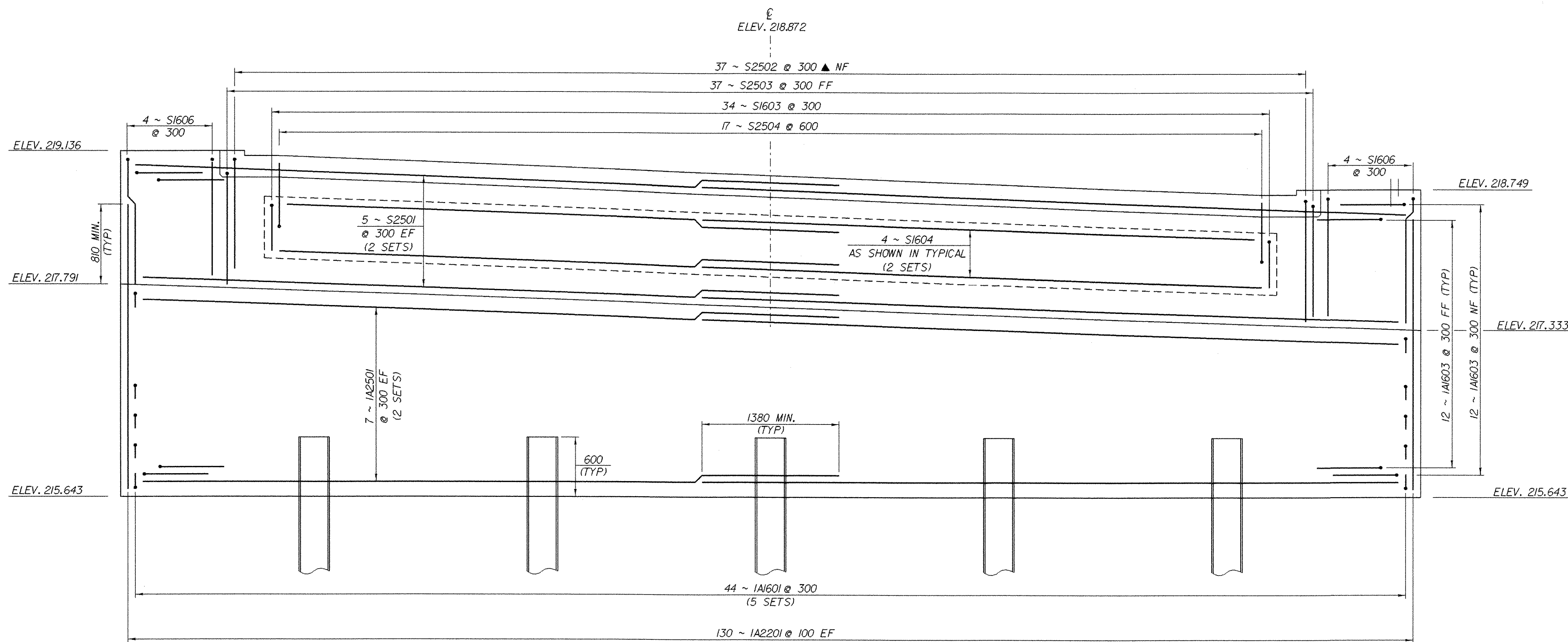
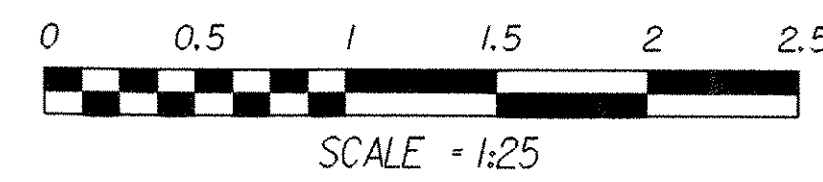
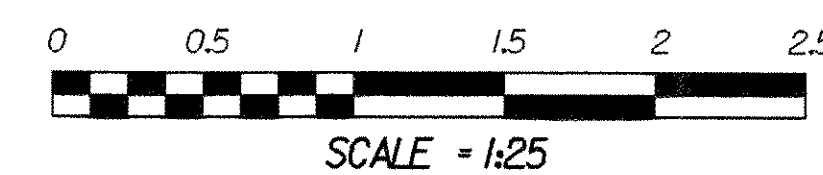


ABUTMENT # 1 PLAN



ABUTMENT # 1 ELEVATION



NOTE:

- NF - NEAR FACE
- FF - FAR FACE
- EF - EACH FACE
- ▲ - CUT TO FIT IN FIELD
- 75 CLR. UNLESS OTHERWISE SPECIFIED ON THE PLANS.

ABUTMENT #1 PLAN & ELEVATION

PROJECT NAME: DUXBURY
 PROJECT NUMBER: STP 013-4(24)

FILE NAME: /str5/86e059/se059sub.dgn PLOT DATE: 20-OCT-2005
 PROJECT LEADER: C. KELLER DRAWN BY: R. VANHAMBURG
 DESIGNED BY: W. FARLEY CHECKED BY: T. SUMNER
 se059abi,1 SHEET 39 OF 62