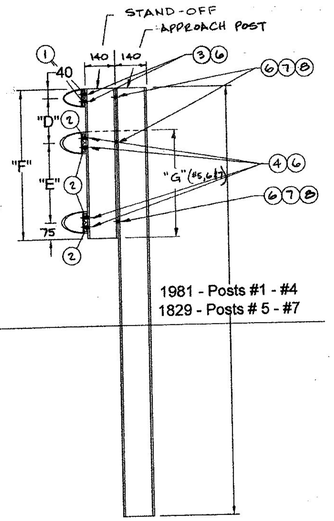

1981 - Posts #1 - #4
1829 - Posts # 5 - #7

Section Thru Approach Rail (A 2-E1)

1. #4 CLAMP BAR
2. #1 CLAMP BAR
3. ½"-13 UNC x ¾" HEX HEAD CAP SCREW (A193, GRADE B8)
4. ½"-13UNC x 1" HEX HEAD CAP SCREW (A193, GRADE B8)
5. ~~⅞" DIA. ALUM. RIVET (6061-T6), BUTTON HEAD, CONE POINT, COLD DRIVEN.~~
6. ALUM. WASHER 1 3/16" OD x 9/16" ID x 3/32" THK (ALCAD 2024-T4)
7. ½"-13UNC x 1 ½" HEX HEAD CAP SCREW (304 SS)
8. ½"-13UNC HEX NUT (304 SS)
9. ~~REFLECTORIZED DELINIATOR (WHITE) PER SPECS. LOCATED EVERY 9M, ON CLOSEST POST. TYPICAL AT BRIDGE RAIL AND APPROACH RAIL.~~
10. ~~#8 x 3/4" SS SELF-TAPPING SCREW. POSTS DRILLED IN FIELD.~~

ALUMINUM APPROACH RAILING AT SAFETY CURB				
POST NO.	STAND-OFF DIMENSIONS			
	"D"	"E"	"F"	"G"
1	291	435	841	-
2	248	403	766	-
3	206	370	691	-
4	164	337	616	-
5	-	294	-	420
6	-	249	-	375
7	-	205	-	331

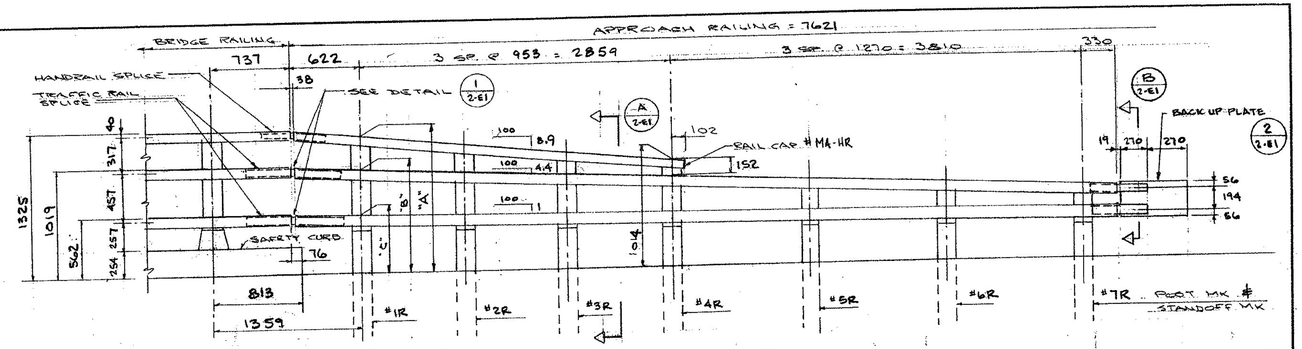

APPROACH RAIL AT SAFETY CURB

R.H. AS SHOWN (SW)
L.H. OPP. HAND (NW & SE)

ALUMINUM APPROACH RAILING AT SAFETY CURB			
POST NO.	RAILING HEIGHTS		
	"A"	"B"	"C"
1	1267	989	552
2	1183	946	543
3	1099	903	533
4	1014	862	525
5	-	805	513
6	-	749	500
7	-	692	487

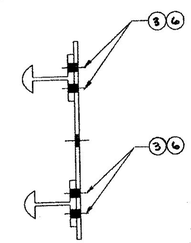

SECTION (B 2-E1)

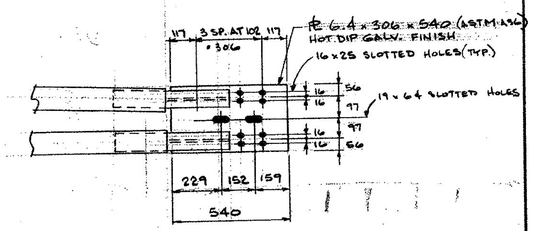

BACK UP PLATE DETAIL (2 2-E1)

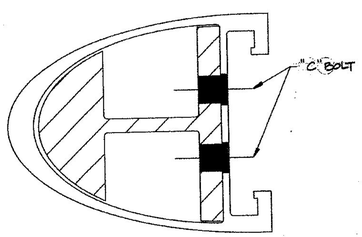

SECTION THRU SPLICE

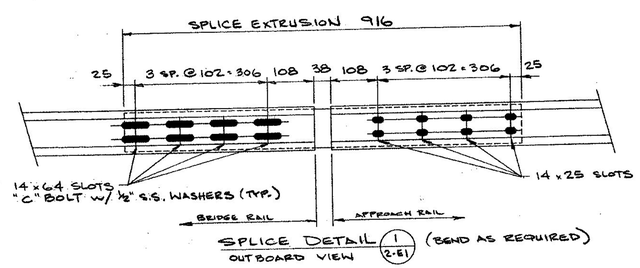

SPLICE DETAIL (1 2-E1) (BEND AS REQUIRED)
OUTBOARD VIEW

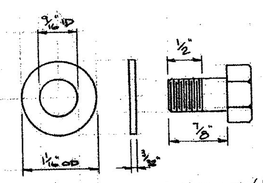

S.S. WASHER

"C" BOLT (½"-13 UNC x ⅞" LG. 304 S.S.) HEX HEAD BOLT

Received Date: 6/1/11
Checked By: Hiram Salls
Reviewed By: Rob Young
Approval Type: Approved
Approval By: Chris Williams
Date: 6/13/11

ALL FASTENERS ARE IN ENGLISH UNITS

DIM'S ARE GIVEN IN MILLIMETERS

ISSUE	DATE	DESCRIPTION	BY
1	5-25-11	FOR APPROVAL	

AUCIELLO IRON WORKS INC
560 MAIN ST. HUDSON, MA (978) 568-8382

VT. AGENCY OF TRANSPORTATION
EAST MONTPELIER, VT
VT. RT. 14, BRIDGE #17
BRF 037-2(8)

AL. APPROACH RAIL AT SAFTY CURB

SURFACE PREP: NONE
FINISH: MILL

FOR: F.R. LAFAYETTE, INC.

DR: 3-22-2011
CHK: 5-25-11
JOB NO.: AB17044-1002
DWG. NO.: BR-3006
SHEET 2-E1 OF

B.L. MANUFACTURE INC. 100815