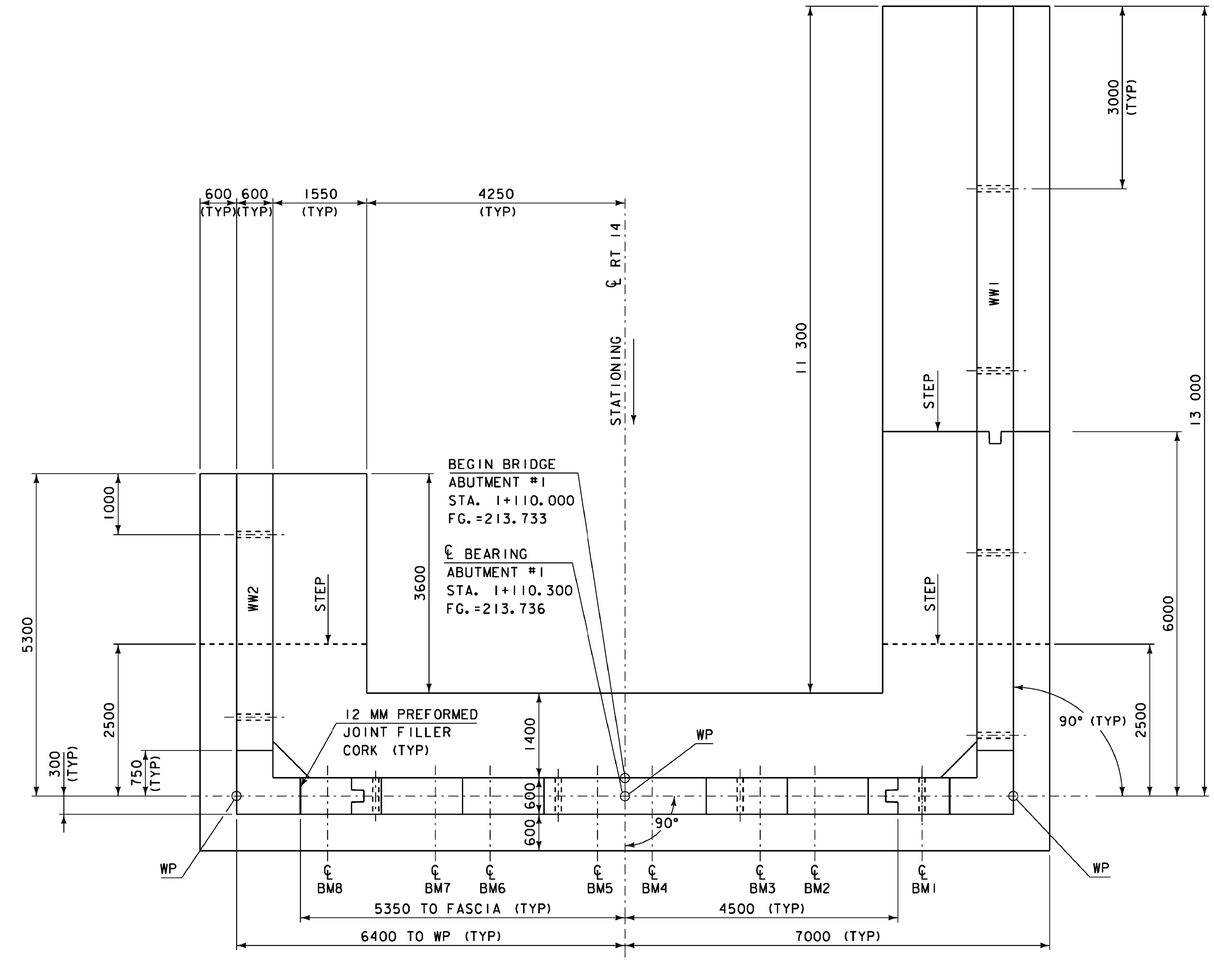

ABUTMENT #1 PLAN VIEW

SCALE 1:50

FLOW

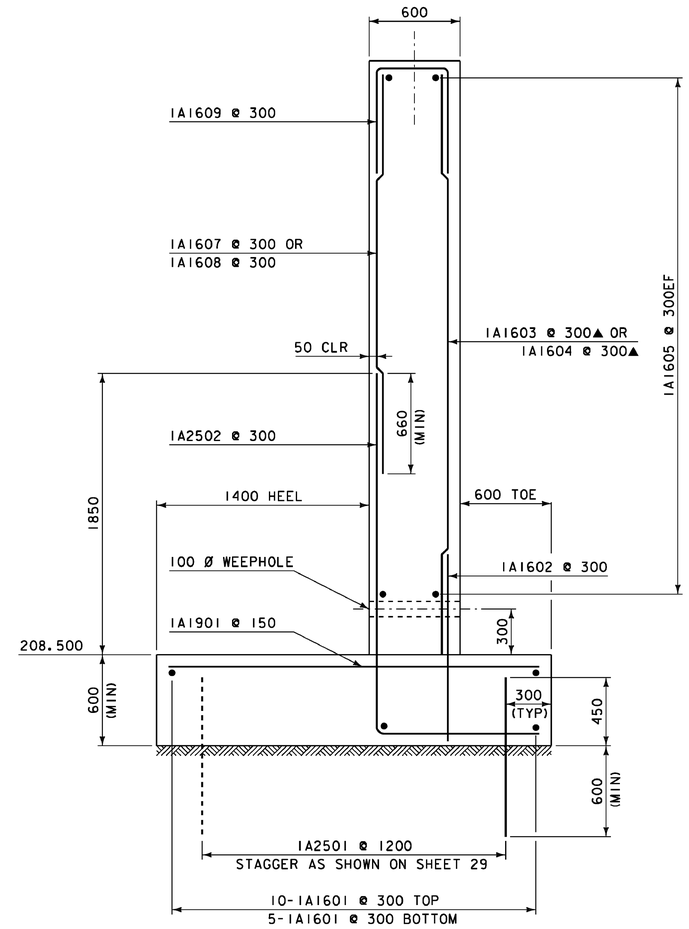

ABUTMENT #1 TYPICAL SECTION

SCALE 1:20

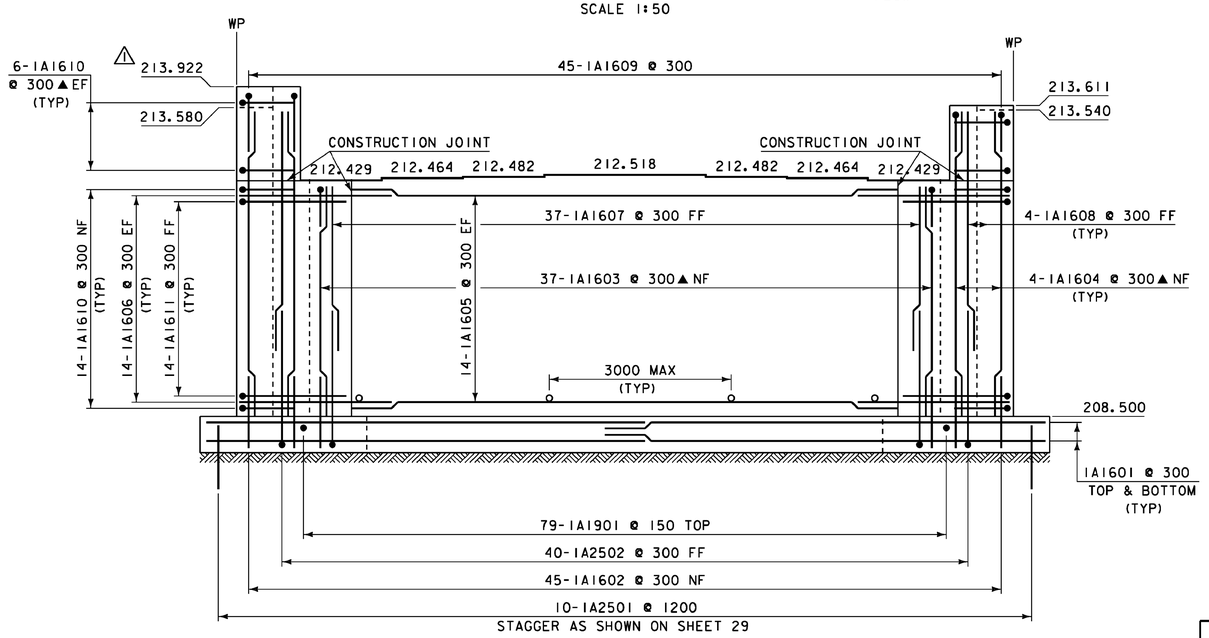

ABUTMENT #1 ELEVATION

SCALE 1:50

NOTE:

NF = NEAR FACE
FF = FAR FACE
EF = EACH FACE
▲ = CUT TO FIT IN FIELD

80 CLR. UNLESS OTHERWISE SPECIFIED ON THE PLANS.

ALL LAPS ARE 660 MIN UNLESS OTHERWISE SPECIFIED ON THE PLANS.

0 1 2
SCALE = 1:20

0 1 2 3 4 5
SCALE = 1:50

REV. NO.	DATE	BY	DESCRIPTION
1	2/18/2011	VAOT	MODIFIED ELEVATION OF WINGWALL.

PROJECT: EAST MONTPELIER	PROJECT NO.: BRF 037-2 (8)
DESIGN FILE NAME: 86e054\Structures\SidewalkChange\Abutment.dgn	
IPARM FILE NAME: se054abut1.i	PLOT DATE: 23-FEB-2011
DESIGNED BY: L.J.STONE	DRAWN BY: D.D.BEARD
SQUAD LEADER: C.P.WILLIAMS	CHECKED BY: H.I.SALLS
ABUTMENT 1 DETAILS	SHEET: 28A OF 63